



CROCHET | SKILL LEVEL: **EASY**

ABBREVIATIONS

Approx = Approximately

Beg = Begin(ning)

Ch = Chain(s)

Dc = Double crochet

Hdc = Half double crochet

Pat = Pattern

Rem = Remaining

Rep = Repeat

RS = Right side

St(s) = Stitch(es)

Tog = Together

WS = Wrong side

MEASUREMENTS

Approx 26" x 75" [66 x 190.5 cm],
excluding fringe.

GAUGE

12 sts and 9 rows = 4" [10 cm] in
Texture Pat.

INSTRUCTIONS

Notes:

- To change colors, work to last loops on hook of first color then draw new color through rem loops.
- Carry color when not in use loosely up side of work.
- Turning ch 2 **does not** count as st.

WRAP

With A, ch 94.

See diagram on page 2.

1st row: (RS). 1 dc in 4th ch from hook (counts as 2 dc). 1 dc in next ch. *Ch 2. Skip next 2 ch. 1 dc in each of next 2 ch. Rep from * to last ch. 1 dc in last ch. Turn. 92 sts.

2nd row: Ch 2. 1 hdc in first dc. *Ch 2. Skip next 2 dc. 1 dc in each of next 2 skipped ch from foundation row (working around ch 2). Rep from * to last 3 dc. Ch 2. Skip next 2 dc. 1 hdc in last dc. Join B. Turn.



MATERIALS

Red Heart® Super Saver® Ombre™ (10 oz/283 g; 482 yds/440 m)

Contrast A Fresh Mint (4932) **2 balls or 964 yds/880 m**

Red Heart® Super Saver® (7 oz/198 g; 364 yds/333 m)

Contrast B Turqua (0512) **3 balls or 860 yds/783 m**

Size U.S. J/10 (6 mm) Susan Bates® Silvalume® crochet hook **or size needed to obtain gauge.** Susan Bates® yarn needle.

3rd row: With B, ch 2. 1 hdc in first hdc. *1 dc in each of next 2 skipped dc 2 rows below (working around ch 2). Ch 2. Skip next 2 dc. Rep from * to last 3 sts. 1 dc in each of next 2 skipped dc 2 rows below (working around ch 2). 1 hdc in last hdc. Turn.

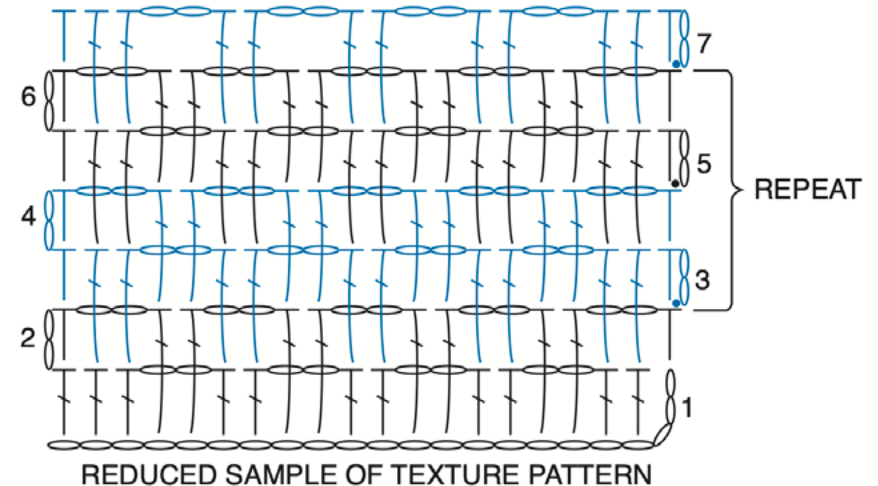
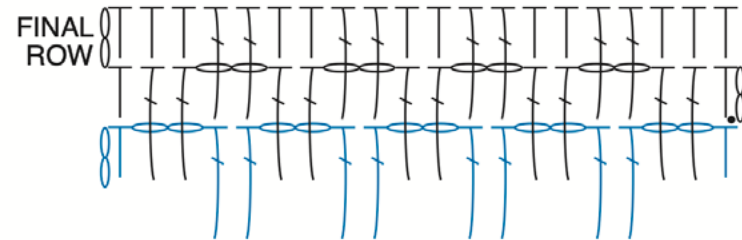
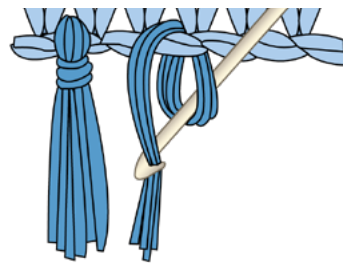
4th row: Ch 2. 1 hdc in first hdc. *Ch 2. Skip next 2 dc. 1 dc in each of next 2 skipped dc 2 rows below (working around ch 2). Rep from * to last 3 sts. Ch 2. Skip next 2 dc. 1 hdc in last hdc. Join A. Turn.

5th and 6th rows: With A, as 3rd and 4th rows. Join B at end of 6th row.

Rep 3rd to 6th rows for Texture Pat until Wrap measures approx 75" [190.5 cm], ending on a 5th row of pat.

Next row: (WS). With A, ch 2. 1 hdc in first hdc. *1 hdc in each of next 2 dc. 1 dc in each of next 2 skipped dc 2 rows below (working around ch 2). Rep from * to last 3 sts. 1 hdc in each of last 3 sts. Fasten off.

Fringe: Cut strands of A 12" [30.5 cm] long. Taking 3 strands tog, fold in half and knot into fringe across both ends of Wrap. Trim fringe evenly.



STITCH KEY

- = chain (ch)
- = slip stitch (sl st)
- ┆ = half double crochet (hdc)
- ┆ = double crochet (dc)