



CROCHET | SKILL LEVEL: EASY

ABBREVIATIONS

Approx =

Approximately

Beg = Beginning

Ch = Chain(s)

Dc = Double crochet

Pat = Pattern

Rep(s) = Repeat(s)

RS = Right side

Sp(s) = Space(s)

St(s) = Stitch(es)

Tr = Treble crochet

MEASUREMENTS

Approx 64" [162.5 cm] wide x 30" [76 cm] deep.

GAUGE

12 dc and 8 rows = 4" [10 cm].

INSTRUCTIONS

Notes:

- Ch-1 sp counts as st. Work into sp not ch.
- Ch 4 at beg of rows counts as tr.

SHAWL

Ch 11, leaving long end for Finishing. See diagram on page 2.

1st row: (RS). 2 tr in 5th ch from hook (turning ch-4 counts as tr). 1 dc in each of next 2 ch. (2 dc. Ch 2. 2 dc) all in next ch. 1 dc in each of next 2 ch. 3 tr in last ch. Turn.

2nd row: Ch 4. 2 tr in first tr. (Ch 1. Skip next st. 1 dc in next st) 3 times. (2 dc. Ch 2. 2 dc) all in ch-2 sp. (1 dc in next st. Ch 1. Skip next st) 3 times. 3 tr in last st. Turn.

3rd row: Ch 4. 2 tr in first tr. 1 dc in each st to ch-2 sp. (2 dc. Ch 2. 2 dc) all in ch-2 sp. 1 dc in each st to last st. 3 tr in last st. Turn.

4th row: Ch 4. 2 tr in first tr. (Ch 1. Skip next st. 1 dc in next st) to ch-2 sp. (2 dc. Ch 2. 2 dc) all in ch-2 sp. (1 dc in next st. Ch 1. Skip next st) to last st. 3 tr in last st. Turn.

Rep last 2 rows for pat until Shawl from beg measures 30" [76 cm] down center, ending on a 3rd row. Fasten off.

FINISHING

Use foundation ch tail to sew gap closed at beg of Shawl.

MATERIALS

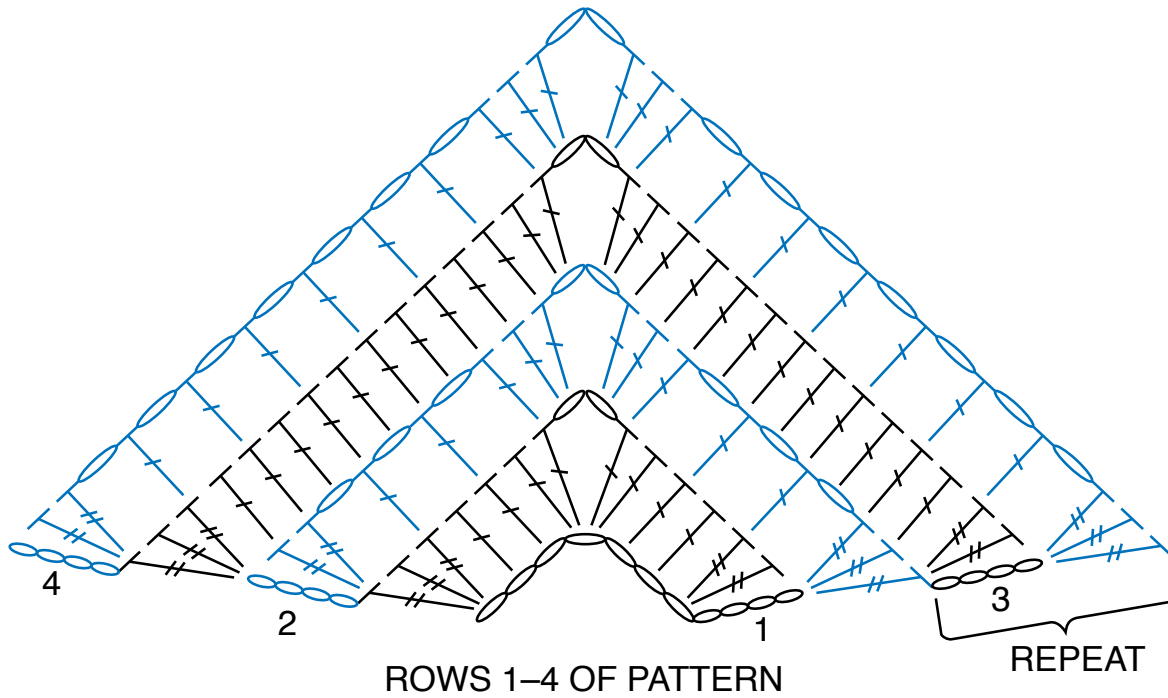
Red Heart® Super Saver® Brushed™ (5 oz/142 g; 255 yds/233 m)

Dusty Pink (5071)




3 balls or 696 yds/636 m

Size U.S. I/9 (5.5 mm) crochet hook **or size needed to obtain gauge.**
Yarn needle.

Diagram



STITCH KEY

-  = chain (ch)
-  = double crochet (dc)
-  = treble crochet (tr)