

Yarnspirations™



MAKE THIS

## ORANGE YOU GLAD CROCHET BUCKET HAT



Spring  
Green



Carrot



CROCHET | SKILL LEVEL: **BEGINNER**





# MAKE THIS

## WHAT YOU'LL NEED



## YARN

- **Red Heart® Super Saver®**  
(7 oz/198 g; 364 yds/333 m)

## COLORS

Quantity


- **Contrast A** Carrot (0256)  
1 ball or 155 yds/142 m
- **Contrast B** Spring Green (0672)  
1 ball or 12 yds/11 m

## TOOLS

- Size U.S I/9 (5.5 mm) Susan Bates® Silvalume® crochet hook **or size needed to obtain gauge.**
- Susan Bates® yarn needle.
- Tape measure.

## GAUGE

12 **half double crochet** (hdc) and 10 rows = 4" [10 cm].





# MAKE THIS

## ABBREVIATIONS

<b>Approx</b> = Approximately	<b>Hdc</b> = Half double crochet	<b>Sc</b> = Single crochet
<b>Beg</b> = Begin(ning)(s)	<b>Rem</b> = Remaining	<b>Sl st</b> = Slip stitch
<b>Ch</b> = Chain(s)	<b>Rep</b> = Repeat	<b>Sp(s)</b> = Space(s)
<b>Dc</b> = Double crochet	<b>Rnd(s)</b> = Round(s)	<b>St(s)</b> = Stitch(es)
	<b>RS</b> = Right side	<b>Yoh</b> = Yarn over hook

## INSTRUCTIONS

### USING THIS GUIDE

Click on the underlined words throughout the pattern to access our library of helpful tools.

### NOTE

- Join all rounds (rnds) with slip stitch (sl st) to first stitch (st).

## SIZE

One size to fit adult.





# MAKE THIS

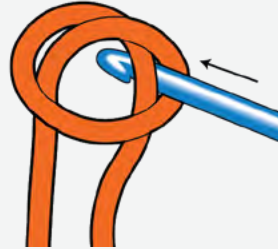
## ABBREVIATIONS

<b>Approx</b> = Approximately	<b>Hdc</b> = Half double crochet	<b>Sc</b> = Single crochet
<b>Beg</b> = Begin(ning)(s)	<b>Rem</b> = Remaining	<b>Sl st</b> = Slip stitch
<b>Ch</b> = Chain(s)	<b>Rep</b> = Repeat	<b>Sp(s)</b> = Space(s)
<b>Dc</b> = Double crochet	<b>Rnd(s)</b> = Round(s)	<b>St(s)</b> = Stitch(es)
	<b>RS</b> = Right side	<b>Yoh</b> = Yarn over hook

## INSTRUCTIONS

### Slip Knot

*Make a loop with yarn and fold it on itself to make a pretzel shape.*

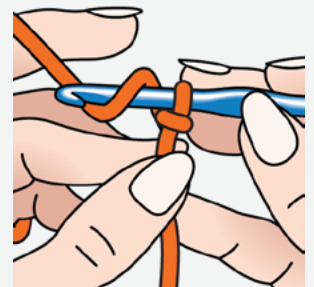
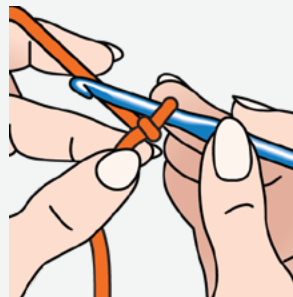


*Then draw through to make slip knot.*




### Chain

*Yarn over hook (Yoh),*



*draw through loop – 1 chain made.*







# MAKE THIS

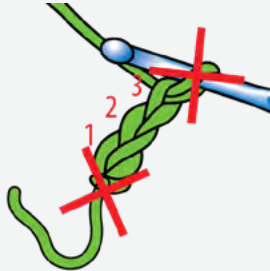
## ABBREVIATIONS

<b>Approx</b> = Approximately	<b>Hdc</b> = Half double crochet	<b>Sc</b> = Single crochet
<b>Beg</b> = Begin(ning)(s)	<b>Rem</b> = Remaining	<b>Sl st</b> = Slip stitch
<b>Ch</b> = Chain(s)	<b>Rep</b> = Repeat	<b>Sp(s)</b> = Space(s)
<b>Dc</b> = Double crochet	<b>Rnd(s)</b> = Round(s)	<b>St(s)</b> = Stitch(es)
	<b>RS</b> = Right side	<b>Yoh</b> = Yarn over hook


## INSTRUCTIONS

### HAT

With A, chain (ch) 3.




**1st round (rnd):** 10 **half double crochet** (hdc) in 3rd ch from hook.



Join with **slip stitch** (sl st) to first hdc in this rnd and all subsequent rnds. 10 hdc.



**2nd rnd:** Ch 2. 2 hdc in each hdc around. Join. 20 hdc.





# MAKE THIS

## ABBREVIATIONS

<b>Approx</b> = Approximately	<b>Hdc</b> = Half double crochet	<b>Sc</b> = Single crochet
<b>Beg</b> = Begin(ning)(s)	<b>Rem</b> = Remaining	<b>Sl st</b> = Slip stitch
<b>Ch</b> = Chain(s)	<b>Rep</b> = Repeat	<b>Sp(s)</b> = Space(s)
<b>Dc</b> = Double crochet	<b>Rnd(s)</b> = Round(s)	<b>St(s)</b> = Stitch(es)
	<b>RS</b> = Right side	<b>Yoh</b> = Yarn over hook

## INSTRUCTIONS

**3rd rnd:** Ch 2. \*1 hdc in next hdc. 2 hdc in next hdc. Rep from \* around. Join. 30 hdc.



**4th rnd:** Ch 2. \*1 hdc in each of next 2 hdc. 2 hdc in next hdc. Rep from \* around. Join. 40 hdc.



**5th rnd:** Ch 2. \*1 hdc in each of next 3 hdc. 2 hdc in next hdc. Rep from \* around. Join. 50 hdc.

**6th rnd:** Ch 2. \*1 hdc in each of next 4 hdc. 2 hdc in next hdc. Rep from \* around. Join. 60 hdc.





# MAKE THIS

## ABBREVIATIONS

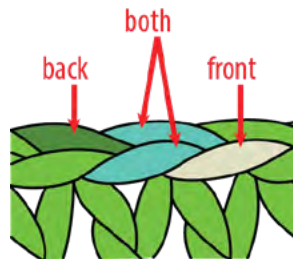
<b>Approx</b> = Approximately	<b>Hdc</b> = Half double crochet	<b>Sc</b> = Single crochet
<b>Beg</b> = Begin(ning)(s)	<b>Rem</b> = Remaining	<b>Sl st</b> = Slip stitch
<b>Ch</b> = Chain(s)	<b>Rep</b> = Repeat	<b>Sp(s)</b> = Space(s)
<b>Dc</b> = Double crochet	<b>Rnd(s)</b> = Round(s)	<b>St(s)</b> = Stitch(es)
	<b>RS</b> = Right side	<b>Yoh</b> = Yarn over hook

## INSTRUCTIONS



**7th to 14th rnds:** Ch 2.  
1 hdc in each hdc around. Join.




**15th rnd:** Ch 2. *Working in back loops only,*



\*1 hdc in each of next  
5 hdc. 2 hdc in next hdc.  
Rep from \* around. Join.  
70 hdc.



**16th rnd:** Ch 2. \*1 hdc in each of next 6 hdc.  
2 hdc in next hdc. Rep from \* around. Join.  
80 hdc.





# MAKE THIS

## ABBREVIATIONS

<b>Approx</b> = Approximately	<b>Hdc</b> = Half double crochet	<b>Sc</b> = Single crochet
<b>Beg</b> = Begin(ning)(s)	<b>Rem</b> = Remaining	<b>Sl st</b> = Slip stitch
<b>Ch</b> = Chain(s)	<b>Rep</b> = Repeat	<b>Sp(s)</b> = Space(s)
<b>Dc</b> = Double crochet	<b>Rnd(s)</b> = Round(s)	<b>St(s)</b> = Stitch(es)
	<b>RS</b> = Right side	<b>Yoh</b> = Yarn over hook


## INSTRUCTIONS

**17th rnd:** Ch 2. \*1 hdc in each of next 7 hdc. 2 hdc in next hdc. Rep from \* around. Join. 90 hdc.


**18th rnd:** Ch 2. \*1 hdc in each of next 8 hdc. 2 hdc in next hdc. Rep from \* around. Join. 100 hdc.

**19th rnd:** Ch 2. \*1 hdc in each of next 9 hdc. 2 hdc in next hdc. Rep from \* around. Join. 110 hdc.

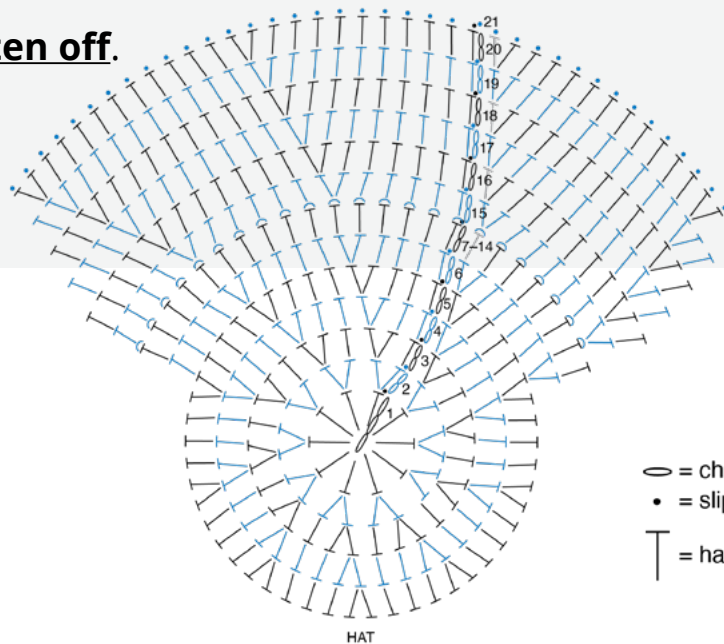
**20th rnd:** Ch 2. \*1 hdc in each of next 10 hdc. 2 hdc in next hdc. Rep from \* around. Join. 120 hdc.



**21st rnd:** Ch 1. **Slip stitch** (sl st) in each hdc around. Join.



### Fasten off.



### STITCH KEY

- = chain (ch)
- = slip stitch (sl st)
- ⌋ = half double crochet (hdc)





# MAKE THIS

## INSTRUCTIONS

### LEAF (make 2 alike)

With B, ch 10.



LEAF

#### STITCH KEY

- = chain (ch)
- = slip stitch (sl st)
- ⊥ = single crochet (sc)
- ⊥ = half double crochet (hdc)
- ⊥ = double crochet (dc)

#### ABBREVIATIONS



- |                               |                                  |                             |
|-------------------------------|----------------------------------|-----------------------------|
| <b>Approx</b> = Approximately | <b>Hdc</b> = Half double crochet | <b>Sc</b> = Single crochet  |
| <b>Beg</b> = Begin(ning)(s)   | <b>Rem</b> = Remaining           | <b>Sl st</b> = Slip stitch  |
| <b>Ch</b> = Chain(s)          | <b>Rep</b> = Repeat              | <b>Sp(s)</b> = Space(s)     |
| <b>Dc</b> = Double crochet    | <b>Rnd(s)</b> = Round(s)         | <b>St(s)</b> = Stitch(es)   |
|                               | <b>RS</b> = Right side           | <b>Yoh</b> = Yarn over hook |





**1st row:** Sl st in 2nd ch from hook.



**1 single crochet (sc)** in next ch.



**1 half double crochet (hdc)** in next ch.






# MAKE THIS

ABBREVIATIONS		
<b>Approx</b> = Approximately	<b>Hdc</b> = Half double crochet	<b>Sc</b> = Single crochet
<b>Beg</b> = Begin(ning)(s)	<b>Rem</b> = Remaining	<b>Sl st</b> = Slip stitch
<b>Ch</b> = Chain(s)	<b>Rep</b> = Repeat	<b>Sp(s)</b> = Space(s)
<b>Dc</b> = Double crochet	<b>Rnd(s)</b> = Round(s)	<b>St(s)</b> = Stitch(es)
	<b>RS</b> = Right side	<b>Yoh</b> = Yarn over hook

## INSTRUCTIONS

1 **double crochet** (dc) in each of next 3 ch.



1 hdc in next ch. 1 sc in next ch.



3 sc in last ch. **Do not** turn. Rotate work clockwise, to position foundation chain at top of work.





# MAKE THIS

## ABBREVIATIONS

<b>Approx</b> = Approximately	<b>Hdc</b> = Half double crochet	<b>Sc</b> = Single crochet
<b>Beg</b> = Begin(ning)(s)	<b>Rem</b> = Remaining	<b>Sl st</b> = Slip stitch
<b>Ch</b> = Chain(s)	<b>Rep</b> = Repeat	<b>Sp(s)</b> = Space(s)
<b>Dc</b> = Double crochet	<b>Rnd(s)</b> = Round(s)	<b>St(s)</b> = Stitch(es)
	<b>RS</b> = Right side	<b>Yoh</b> = Yarn over hook

## INSTRUCTIONS

Working in remaining (rem) loops of foundation chain, 1 sc in next ch. 1 hdc in next ch. 1 dc in each of next 3 ch. 1 hdc in next ch. 1 sc in next ch. Sl st in last ch.



### Fasten off.



## STEM

With B, ch 11.



**1st row:** 1 sc in 2nd ch from hook.







# MAKE THIS

## INSTRUCTIONS

1 sc in each ch to end of chain.

**Fasten off.**

Fold Stem in half and sew together along length of Stem.

Sew Leaves and Stem to top of Hat as shown in photo.

### ABBREVIATIONS

<b>Approx</b> = Approximately	<b>Hdc</b> = Half double crochet	<b>Sc</b> = Single crochet
<b>Beg</b> = Begin(ning)(s)	<b>Rem</b> = Remaining	<b>Sl st</b> = Slip stitch
<b>Ch</b> = Chain(s)	<b>Rep</b> = Repeat	<b>Sp(s)</b> = Space(s)
<b>Dc</b> = Double crochet	<b>Rnd(s)</b> = Round(s)	<b>St(s)</b> = Stitch(es)
	<b>RS</b> = Right side	<b>Yoh</b> = Yarn over hook



*We love seeing your makes! Share your photos using #YARNSPO and tag us @yarnspirations on Instagram or find us on Facebook.*