

Yarnspirations™



MAKE THIS

FROGGIE CROCHET BUCKET HAT



CROCHET | SKILL LEVEL: **BEGINNER**





MAKE THIS

WHAT YOU'LL NEED



YARN

- **Red Heart® Super Saver®**
(7 oz/198 g; 364 yds/333 m)

COLORS

Quantity


- **Contrast A** Spring Green (0672)
1 ball or 165 yds/151 m
- **Contrast B** Black (0312)
1 ball or 5 yds/4.5 m

TOOLS

- Size U.S I/9 (5.5 mm) Susan Bates® Silvalume® crochet hook **or size needed to obtain gauge.**
- Susan Bates® yarn needle.
- Tape measure.

GAUGE

12 **half double crochet** (hdc) and 10 rows = 4" [10 cm].





MAKE THIS

ABBREVIATIONS

Approx = Approximately

Beg = Begin(ning)(s)

Ch = Chain(s)

Hdc = Half double crochet

Rep = Repeat

Rnd(s) = Round(s)

Sl st = Slip stitch

Yoh = Yarn over hook

INSTRUCTIONS

USING THIS GUIDE

Click on the underlined words throughout the pattern to access our library of helpful tools.

Note:

Join all rounds (rnds) with slip stitch (sl st) to first stitch (st).

SIZE

One size to fit adult.





MAKE THIS

ABBREVIATIONS

Approx = Approximately

Beg = Begin(ning)(s)

Ch = Chain(s)

Hdc = Half double crochet

Rep = Repeat

Rnd(s) = Round(s)

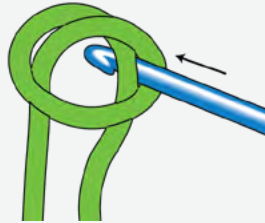
Sl st = Slip stitch

Yoh = Yarn over hook

INSTRUCTIONS

Slip Knot

Make a loop with yarn and fold it on itself to make a pretzel shape.

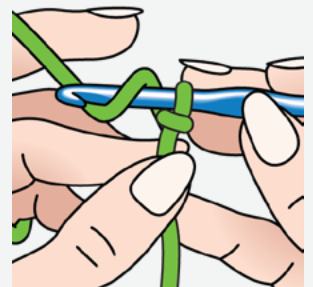
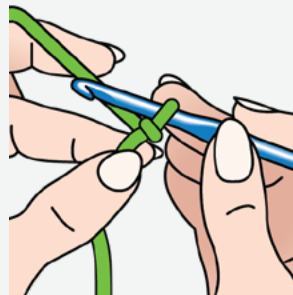


Then draw through to make slip knot.



Chain

Yarn over hook (Yoh),



draw through loop – 1 chain made.





MAKE THIS

ABBREVIATIONS

Approx = Approximately

Beg = Begin(ning)(s)

Ch = Chain(s)

Hdc = Half double crochet

Rep = Repeat

Rnd(s) = Round(s)

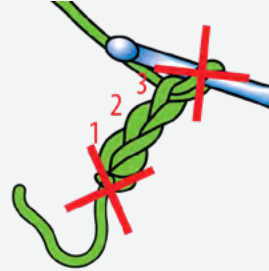
Sl st = Slip stitch

Yoh = Yarn over hook

INSTRUCTIONS

HAT

With A, chain (ch) 3.




1st round (rnd): 10 **half double crochet** (hdc) in 3rd ch from hook.



Join with **slip stitch** (sl st) to first hdc in this rnd and all subsequent rnds. 10 hdc.



2nd rnd: Ch 2. 2 hdc in each hdc around. Join. 20 hdc.





MAKE THIS

ABBREVIATIONS

Approx = Approximately

Beg = Begin(ning)(s)

Ch = Chain(s)

Hdc = Half double crochet

Rep = Repeat

Rnd(s) = Round(s)

Sl st = Slip stitch

Yoh = Yarn over hook

INSTRUCTIONS

3rd rnd: Ch 2. *1 hdc in next hdc. 2 hdc in next hdc. Rep from * around. Join. 30 hdc.



4th rnd: Ch 2. *1 hdc in each of next 2 hdc. 2 hdc in next hdc. Rep from * around. Join. 40 hdc.



5th rnd: Ch 2. *1 hdc in each of next 3 hdc. 2 hdc in next hdc. Rep from * around. Join. 50 hdc.

6th rnd: Ch 2. *1 hdc in each of next 4 hdc. 2 hdc in next hdc. Rep from * around. Join. 60 hdc.





MAKE THIS

ABBREVIATIONS

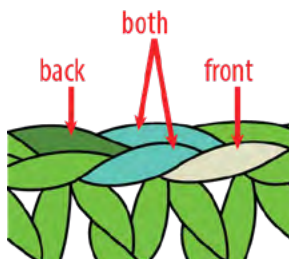
- | | |
|----------------------------------|-----------------------------|
| Approx = Approximately | Rep = Repeat |
| Beg = Begin(ning)(s) | Rnd(s) = Round(s) |
| Ch = Chain(s) | Sl st = Slip stitch |
| Hdc = Half double crochet | Yoh = Yarn over hook |

INSTRUCTIONS


7th to 14th rnds: Ch 2. 1 hdc in each hdc around. Join.



15th rnd: Ch 2. *Working in back loops only,*



*1 hdc in each of next 5 hdc. 2 hdc in next hdc. Rep from * around. Join. 70 hdc.



16th rnd: Ch 2. *1 hdc in each of next 6 hdc. 2 hdc in next hdc. Rep from * around. Join. 80 hdc.





MAKE THIS

ABBREVIATIONS

Approx = Approximately	Rep = Repeat
Beg = Begin(ning)(s)	Rnd(s) = Round(s)
Ch = Chain(s)	Sl st = Slip stitch
Hdc = Half double crochet	Yoh = Yarn over hook


INSTRUCTIONS

17th rnd: Ch 2. *1 hdc in each of next 7 hdc. 2 hdc in next hdc. Rep from * around. Join. 90 hdc.

18th rnd: Ch 2. *1 hdc in each of next 8 hdc. 2 hdc in next hdc. Rep from * around. Join. 100 hdc.

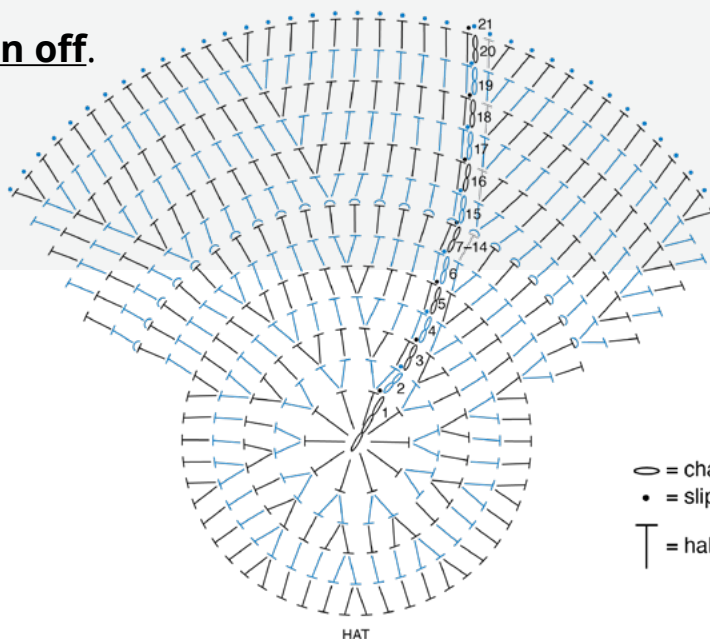
19th rnd: Ch 2. *1 hdc in each of next 9 hdc. 2 hdc in next hdc. Rep from * around. Join. 110 hdc.

20th rnd: Ch 2. *1 hdc in each of next 10 hdc. 2 hdc in next hdc. Rep from * around. Join. 120 hdc.



21st rnd: Ch 1. **Slip stitch** (sl st) in each hdc around. Join.

Fasten off.



STITCH KEY
 ○ = chain (ch)
 • = slip stitch (sl st)
 T = half double crochet (hdc)



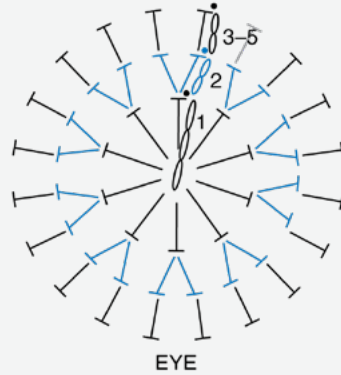
MAKE THIS

ABBREVIATIONS

Approx = Approximately **Rep** = Repeat
Beg = Begin(ning)(s) **Rnd(s)** = Round(s)
Ch = Chain(s) **Sl st** = Slip stitch
Hdc = Half double crochet **Yoh** = Yarn over hook


INSTRUCTIONS

EYES (make 2 alike)
 With A, chain (ch) 3.



STITCH KEY
 — = chain (ch)
 • = slip stitch (sl st)
 | — = half double crochet (hdc)

1st rnd: 10 half double crochet (hdc) in 3rd ch from hook.



Join. 10 hdc.



2nd rnd: Ch 2. 2 hdc in each hdc around. Join. 20 hdc.





MAKE THIS

ABBREVIATIONS

- | | |
|----------------------------------|-----------------------------|
| Approx = Approximately | Rep = Repeat |
| Beg = Begin(ning)(s) | Rnd(s) = Round(s) |
| Ch = Chain(s) | Sl st = Slip stitch |
| Hdc = Half double crochet | Yoh = Yarn over hook |

INSTRUCTIONS

3rd to 5th rnds: Ch 2. 1 hdc in each hdc around. Join.
Fasten off.

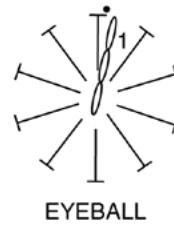


EYEBALLS (make 2 alike)

With B, ch 3.

1st rnd: 10 hdc in 3rd ch from hook. Join. 10 hdc.

Fasten off.



- STITCH KEY
- = chain (ch)
 - = slip stitch (sl st)
 - ⌋ = half double crochet (hdc)

Sew Eyeballs to Eyes as shown in photo.

Sew Eyes to top of hat as shown in photo.



With B, embroider Mouth with outline stitch on Hat as shown in photo.

We love seeing your makes! Share your photos using #YARNSPO and tag us @yarnspirations on Instagram or find us on Facebook.

