



CROCHET | SKILL LEVEL: **EASY**

## ABBREVIATIONS

**Beg** = Begin(ning)

**Ch** = Chain(s)

**Dc** = Double crochet

**Dcfp** = Yoh and draw up a loop around post of next stitch at front of work 1 row below, inserting hook from right to left. (Yoh and draw through 2 loops on hook) twice.

**Dcbp** = Yoh and draw up a loop around post of next stitch at back of work 1 row below, inserting hook from right to left. (Yoh and draw through 2 loops on hook) twice.

**Dcfp2tog** = (Yoh and draw up a loop around post of next stitch at front of work 1 row below, inserting hook from right to left. Yoh and draw through 2 loops on hook) twice. Yoh and draw through all 3 loops on hook.

**Hdc** = Half double crochet

**Hdcbl** = Half double crochet through back loop only

**Rem** = Remain(ing)(s)

**Rep** = Repeat

**Rnd** = Round(s)

**RS** = Right side

**Sc** = Single crochet

**Sl st** = Slip stitch

**St(s)** = Stitch(es)

**Tr** = Treble crochet

**Yoh** = Yarn over hook

## MATERIALS

**Red Heart® Super Saver™** (7 oz/198 g; 364 yds/333 m)

**Main Color (MC)** Pumpkin (0254)      **1 ball or 295 yds/268.5 m**

**Contrast A** Café Latte (0360)      **1 ball or 5.5 yds/5 m**

**Contrast B** Tea Leaf (0624)      **1 ball or 11 yds/10 m**

Sizes U.S. G/6 (4 mm) and U.S. 7 (4.5 mm) Susan Bates® Silvalume® crochet hooks **or size needed to obtain gauge.** Susan Bates® yarn needle. Susan Bates® split lock stitch markers.

## SIZE

One size to fit Adult.

## GAUGE

15 sc and 17 rows = 4" [10 cm] with larger hook.

## INSTRUCTIONS

**Note:** Ch 2 at beg of rnd **does not** count as st.

With larger hook and MC, ch 5. Join with sl st in first ch to make a ring. See diagram on page 4.

**1st rnd:** Ch 3. 11 dc in ring. Join with sl st to top of ch 3. 12 dc.

**2nd rnd:** Ch 2. 1 dcfp around first st. \*2 dcbp around next st. 1 dcfp around next st. Rep from \* to last st. 2 dcbp around last st. Join with sl st to top of first st. 18 sts.

**3rd rnd:** Ch 2. \*2 dcfp around next st. 1 dcbp around each of next 2 sts. Rep from \* around. Join with sl st to first st. 24 sts.

**4th rnd:** Ch 2. \*1 dcfp around each of next 2 sts. 2 dcbp around next st. 1 dcbp around next st. Rep from \* around. Join with sl st to first st. 30 sts.

**5th rnd:** Ch 2. \*2 dcfp around next st. 1 dcfp around next st. 1 dcbp around each of next 3 sts. Rep from \* around. Join with sl st to first st. 36 sts.

**6th rnd:** Ch 2. \*1 dcfp around each of next 3 sts. 2 dcbp around next st. 1 dcbp around each of next 2 sts. Rep from \* around. Join with sl st to first st. 42 sts.

**7th rnd:** Ch 2. \*2 dcfp around next st. 1 dcfp around each of next 2 sts. 1 dcbp around each of next 4 sts. Rep from around. Join with sl st to first st. 48 sts.

**8th rnd:** Ch 2. \*1 dcfp around each of next 4 sts. 2 dcbp around next st. 1 dcbp around each of next 3 sts. Rep from around. Join with sl st to first st. 54 sts.

**9th rnd:** Ch 2. \*2 dcfp around next st. 1 dcfp around each of next 3 sts. 1 dcbp around each of next 5 sts. Rep from \* around. Join with sl st to first st. 60 sts.

**10th rnd:** Ch 2. \*2 dcfp around next st. 1 dcfp around each of next 4 sts. 1 dcbp around each of next 5 sts. Rep from \* around. Join with sl st to first st. 66 sts.

**11th rnd:** Ch 2. \*2 dcfp around next st. 1 dcfp around each of next 5 sts. 1 dcbp around each of next 5 sts. Rep from \* around. Join with sl st to first st. 72 sts.

**12th rnd:** Ch 2. \*2 dcfp around next st. 1 dcfp around each of next 6 sts. 1 dcbp around each of next 5 sts. Rep from \* around. Join with sl st to first st. 78 sts.

**13th rnd:** Ch 2. \*1 dcfp around each of next 8 sts. 1 dcbp around each of next 5 sts. Rep from \* around. Join with sl st to first st.

**14th rnd:** Ch 2. \*2 dcfp around next st. 1 dcfp around each of next 7 sts. 1 dcbp around each of next 5 sts. Rep from \* around. Join with sl st to first st. 84 sts.

**15th rnd:** Ch 2. \*1 dcfp around each of next 9 sts. 1 dcbp around each of next 5 sts. Rep from \* around. Join with sl st to first st.

**16th rnd:** Ch 2. \*2 dcfp around next st. 1 dcfp around each of next 8 sts. 1 dcbp around each of next 5 sts. Rep from \* around. Join with sl st to first st. 90 sts.

**17th rnd:** Ch 2. \*1 dcfp around each of next 10 sts. 1 dcbp around each of next 5 sts. Rep from \* around. Join with sl st to first st.

**18th rnd:** Ch 2. \*2 dcfp around next st. 1 dcfp around each of next 9 sts. 1 dcbp around each of next 5 sts. Rep from \* around. Join with sl st to first st. 96 sts.

**19th rnd:** Ch 2. \*1 dcfp around each of next 11 sts. 1 dcbp around each of next 5 sts. Rep from \* around. Join with sl st to first st.

**20th rnd:** Ch 2. \*2 dcfp around next st. 1 dcfp around each of next 10 sts. 1 dcbp around each of next 5 sts. Rep from \* around. Join with sl st to first st. 102 sts.

**21st rnd:** Ch 2. \*1 dcfp around each of next 12 sts. 1 dcbp around each of next 5 sts. Rep from \* around. Join with sl st to first st.

**22nd rnd:** Ch 2. \*2 dcfp around next st. 1 dcfp around each of next 11 sts. 1 dcbp around each of next 5 sts. Rep from \* around. Join with sl st to first st. 108 sts.

**23rd rnd:** Ch 2. \*1 dcfp around each of next 13 sts. 1 dcbp around each of next 5 sts. Rep from \* around. Join with sl st to first st.

**24th rnd:** Ch 2. \*Dcfp2tog around next 2 sts. 1 dcfp around each of next 9 sts. Dcfp2tog around next 2 sts. 1 dcbp around each of next 5 sts. Rep from \* around. Join with sl st to first st. 96 sts.

**25th rnd:** Ch 2. \*Dcfp2tog around next 2 sts. 1 dcfp around each of next 7 sts. Dcfp2tog around next 2 sts. 1 dcbp around each of next 5 sts. Rep from \* around. Join with sl st to first st. 84 sts.

**26th rnd:** Ch 2. \*Dcfp2tog around next 2 sts. 1 dcfp around each of next 5 sts. Dcfp2tog around next 2 sts. 1 dcbp around each of next 5 sts. Rep from \* around. Join with sl st to first st. 72 sts.

**27th rnd:** Ch 2. Dcfp2tog around next 2 sts. 1 dcfp around each of next 3 sts. Dcfp2tog around next 2 sts. 1 dcbp around each of next 5 sts. Rep from \* around. Join with sl st to first st. 60 sts.

**Brim: 28th rnd:** Ch 2. 1 hdcbl in each st around. Join with sl st to first hdc.

See diagram on page 5.

**29th rnd:** Ch 2. \*1 hdc in each of next 5 hdc. 2 hdc in next hdc. Rep from \* around. Join. 70 hdc.

**30th rnd:** Ch 2. (1 hdc in each of next 3 sc. 2 hdc in next hdc. 1 hdc in each of next 3 sc) 6 times. 1 hdc in last hdc. Join. 80 hdc.

**31st rnd:** Ch 2. \*2 hdc in next hdc. 1 hdc in each of next 7 hdc. Rep from \* around. Join. 90 hdc.

**32nd rnd:** Ch 2. 1 hdc in each hdc around. Join. Fasten off.

Fold Brim half way through to RS to form Peak. Sew in place.

## Stem

With smaller hook and A, ch 2.

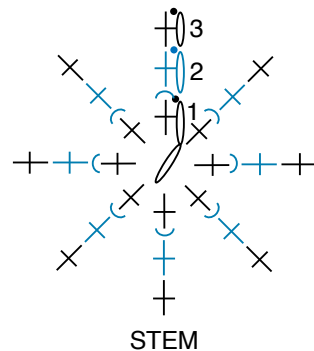
**1st rnd:** 9 sc in 2nd ch from hook. Join with sl st to first sc.

**2nd rnd:** Working in back loops only, 1 sc in each sc around. Join with sl st to first sc.

**3rd to 8th rnds:** Working in both loops, ch 1. 1 sc in each sc around. Join with sl st to first sc.

Fasten off, leaving a long end for sewing.

Stuff lightly with length of A.



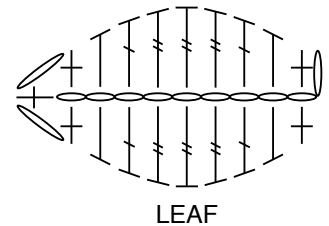
## Leaves (make 2).

With smaller hook and B, ch 10.

**1st row:** (RS). 1 sc in 2nd ch from hook. \*1 hdc in next ch. 1 dc in next ch. 1 tr in each of next 3 ch. 1 dc in next ch. 1 hdc in next ch.\* [(1 sc. Ch 1) twice. 1 sc] in last ch.

**Do not turn.** Working in rem loops of foundation ch, rep from \* to \* to last ch. 1 sc in last ch. Fasten off, leaving a long end.


Sew Leaves and Stem to top of Hat as shown in picture.



## STITCH KEY

- = chain (ch)
- = slip stitch (sl st)
- + = single crochet (sc)
- ┆ = half double crochet (hdc)
- ┆ = double crochet (dc)
- ┆ = treble crochet (tr)
- ⤴ = worked in back loop only

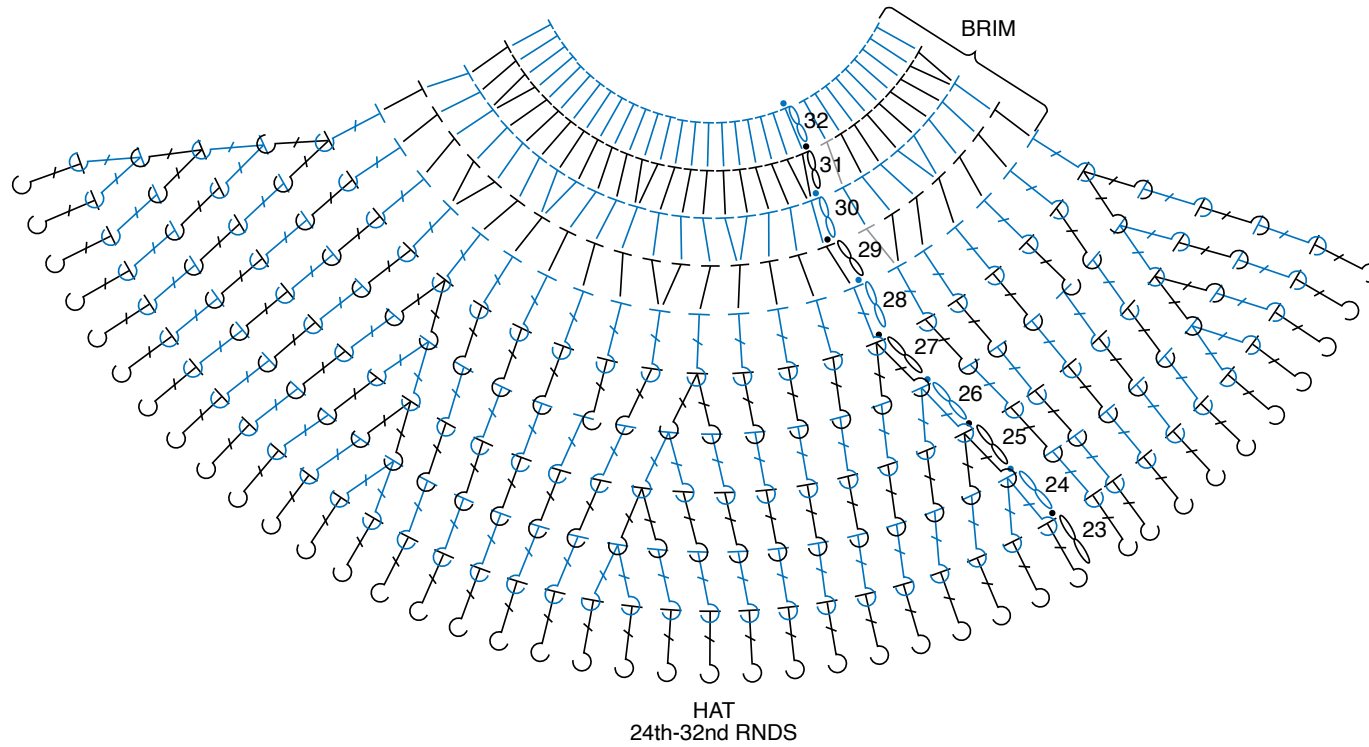














STITCH KEY

- = chain (ch)
- = slip stitch (sl st)
- = double crochet (dc)
- = back post double crochet (dcbp)
- = front post double crochet (dcfp)
- = front post double crochet 2 together (dcfp2tog)
- = worked in back loop only

HAT  
1s-23rd RNDs



- STITCH KEY**
-  = chain (ch)
  -  = slip stitch (sl st)
  -  = single crochet (sc)
  -  = half double crochet (hdc)
  -  = double crochet (dc)
  -  = treble crochet (tr)
  -  = back post double crochet (dcbp)
  -  = front post double crochet (dcfp)
  -  = front post double crochet 2 together (dcfp2tog)
  -  = worked in back loop only