

# ridge cowl



## WHAT YOU'LL NEED

### MEASUREMENTS

Width (approx)	ins	8½
	cm	22
Circumference (approx)	ins	30
	cm	76

### MATERIALS

AUSTRALIAN SUPERFINE MERINO BY CLECKHEATON 

8 PLY 65g/2.3oz balls

Quantity (Raspberry 60) 3

Use only the yarn specified. Other yarns are likely to produce different results.

Quantities are approximate as they can vary between crochet workers.

Check all yarn is from the same dye lot.

### HOOK AND EXTRAS

- G-6 (4mm) crochet hook or size needed for correct gauge.
- yarn needle for sewing in ends.


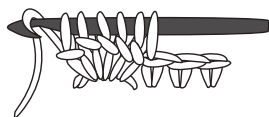
### GAUGE

17dc and 10½ rows to 4" (10cm) over dc fabric.

Correct gauge is not essential for this cowl, however stated measurements and yarn quantities are based on this gauge.

### SPECIAL ABBREVIATION

**5dc CL** = \* yo and draw up a lp in next st, yo and draw through 2 lps, rep from \* 4 times in same st, yo and draw through all 6 lps on hook.



AUSTRALIAN  
SUPERFINE  
MERINO

*by* Cleckheaton

GROWN IN AUSTRALIA AND MADE BY:

*Wangaratta Woollen Mills*



## COWL

Make 4ch, leaving a 4" (10cm) end.

**Foundation round** - Skip 3ch (counts as 1dc), yo, insert hook under 2 strands of next ch, draw lp through, yo and draw through 1 lp (ch made), (yo and draw through 2 lps) twice (dc made), \* yo, insert hook under 2 strands of ch made, draw lp through, yo and draw through 1 lp (ch made), (yo and draw through 2 lps) twice (dc made), rep from \* 132 times, sl st in 3rd ch at beg to form a ring, taking care not to twist Foundation sts ... 135dc.

**1st round** - 1ch, 1sc in same st as sl st, (5dc CL in next dc, 1sc in each of next 3dc) 24 times, **turn** (to work from inside of ring), **Crab st** in back lp only of each rem 38dc, **turn**, sl st in first sc.

**2nd round** - 3ch, (1dc in 5dc CL, 1dc in each of next 3sc) 24 times, 1tr in back lp of each of next 38dc from Foundation round (working behind Crab sts), sl st in 3rd ch at beg.

**3rd round** - 1ch, 1sc in same st as sl st, 1sc in each of next 2dc, (5dc CL in next dc, 1sc in each of next 3dc) 23 times, **turn**, **Crab st** in back lp only of each rem 40 sts, **turn**, sl st in first sc.

**4th and all even number rounds** - 3ch, 1dc in each st to Crab sts, 1tr in back lp of each st behind Crab sts, sl st in 3rd ch at beg.

**5th round** - 1ch, 1sc in same st as sl st, (5dc CL in next dc, 1sc in each of next 3dc) 23 times, **turn**, **Crab st** in back lp only of each rem st, **turn**, sl st in first sc.

**7th round** - 1ch, 1sc in same st as sl st, 1sc in each of next 2dc, (5dc CL in next dc, 1sc in each of next 3dc) 22 times, **turn**, **Crab st** in back lp only of each rem st, **turn**, sl st in first sc.

**9th round** - 1ch, 1sc in same st as sl st, (5dc CL in next dc, 1sc in each of next 3dc) 22 times, **turn**, **Crab st** in back lp only of each rem st, **turn**, sl st in first sc.


**11th round** - As 7th round, working 5dc CL patt 21 times.

**13th round** - As 9th round, working 5dc CL patt 21 times.

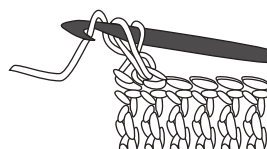
**15th round** - As 7th round, working 5dc CL patt 20 times.

Cont creating diagonal line, working 5dc CL patt 20 times in 17th round, 19 times in 19th and 21st rounds, then 18 times in 23rd and 25th rounds and so on until Cowl measures approx 8½" (22cm) from beg or near end of 3rd ball, ending with a 4th patt round.

Fasten off.



## CRAB STITCH THROUGH BACK LOOP



1. Turn work. With wrong side facing, insert hook in **back** loop only of next stitch to the **right**, yarn over hook and draw loop through, yarn over hook and draw through both loops on hook.



2. Repeat step 1 as instructed, working from left to right.

## FINISHING

DO NOT PRESS. Join beg and end of Foundation round with yarn end.

AUSTRALIAN  
SUPERFINE  
MERINO

by Cleckheaton

GROWN IN AUSTRALIA AND MADE BY:

Wangaratta Woollen Mills



Machine washable, available in a range of beautiful colors. For more information go to [redheart.com/cleckheaton](http://redheart.com/cleckheaton)



We have made every effort to ensure that these instructions are accurate and complete. We cannot be responsible for variations in individual work, human error or if yarn other than the recommended Cleckheaton yarn is used. This pattern is protected by copyright. Australian Superfine Merino by Cleckheaton 8 ply is a trade mark of Australian Country Spinners Pty Ltd. Yarn colors shown may vary slightly due to the printing process.