



# Crochet Folk Quilt Throw

Designed by Katherine Eng.

**Measures 46" wide x 58" long.**

## Materials

**RED HEART® "Super Saver® Prints":** 2 skeins 305 Aspen Print **A**.

**RED HEART® "Super Saver®":** 1 skein 334 Buff **B**.

**RED HEART® "Super Saver®" Flecks:** 1 skein each 4313 Aran Fleck **C** and 4361 Frosty Green Fleck **D**, 4½ oz 4321 Spa Blue Fleck **E**, 3½ oz 4334 Buff Fleck **F**.

**Crochet Hook:** 5.5 mm (US I-9).

Yarn needle.

**GAUGE:** Center Block = 3¾" x 2½". **CHECK YOUR GAUGE.** Use any size hook to obtain the gauge given.

**Note:** Afghan is worked in Blocks from the center out to the edges. Follow numbered sections on Chart for placement. Row 1 of each section is begun with right side facing and finished on wrong side row.

## Pattern Stitch

**Row 1 (Right Side):** \*Ch 1, skip 1 ch, sc or row, sc in next ch, sc or row; repeat from \* across, leaving last ch, sc or row unworked, turn.

**Row 2:** Ch 1, sc in first sc, \*ch 1, skip next ch-1 space, sc in next sc; repeat from \* across, turn.

Repeat Row 2 for Pattern Stitch.

## Block 1

With **E**, ch 11.

**Row 1 (Right Side):** Working in back loops of chs only, sc in 2nd ch from hook, \*ch 1, skip 1 ch, sc in next ch; repeat from \* across, leaving last ch unworked, turn – 5 scs and 4 ch-1 spaces.

**Row 2:** Ch 1, sc in first sc, \*ch 1, skip next ch-1 space, sc in next sc; repeat from \* across, turn.

**Rows 3-12:** Repeat Row 2 of Pattern Stitch.

Fasten off.

## Block 2

With right side facing and **D**, join yarn in first sc of last row of Block 1 and ch 1.

**Rows 13-20:** Repeat Row 2.

Fasten off.

## Block 3

With right side facing and **B**, join yarn in first sc of first row of Block 1 to work along one side edge, ch 1.

**Row 1:** Sc in same ch, \*ch 1, skip 1 row, sc in end of next row; repeat from \* across, turn – 11 scs and 10 ch-1 spaces.

**Rows 2-4:** Repeat Row 2.

Fasten off.

## Block 4

With right side facing and **A**, join yarn in last sc of Block 3, ch 1 and turn.

**Rows 1-4:** Repeat Row 2.

Fasten off.



### Block 5

With right side facing and **F**, work Rows 1-4 as for Block 3 along opposite edge of Blocks 1-2.  
Fasten off.

### Block 6

With right side facing and **A**, join yarn in last sc of Block 5, ch 1 and turn.  
**Rows 1-6:** Repeat Row 2.  
Fasten off.

### Block 7

With right side facing and **C**, join yarn in last sc of Block 6 to work along one side edge, ch 1.  
**Row 1:** Sc in same row, [ch 1, skip 1 row, sc in end of next row] 4 times, ch 1, skip 1 row, sc in next ch, [ch 1, skip 1 ch, sc in next ch] 3 times, ch 1, skip last ch, sc in end of next row; repeat between [ ] 4 times, ch 1, turn.  
**Rows 2-4:** Repeat Row 2.  
Fasten off.

### Block 8

Work as for Block 7 along opposite edge of Center Block, working in scs at Block 2 instead of in chs.  
Fasten off.

### Block 9

With right side facing and **E**, join yarn in last sc of Block 7 to work along one side edge, ch 1.  
Working in ends of rows and scs, work in Pattern st across edges of Blocks 5, 2 and 6 for 4 rows.  
Fasten off.

### Block 10

With right side facing and **D**, join yarn in last sc of Block 8 to work along one side edge, ch 1.  
Working in ends of rows and scs, work in Pattern st across edges of Blocks 6, 4 and 5 for 4 rows.  
Fasten off.

### Block 11

With right side facing and **B**, join yarn in first sc of last row of Block 10 to work around Center Block, ch 1.  
**Round 1:** Working in ends of rows and scs, work in Pattern st around, working [sc, ch 2, sc] in each corner sc to last st, ch 1, slip st in first sc to join.  
**Rounds 2-4:** Ch 1, work in Pattern st around, working [sc, ch 2, sc] in each corner ch-2 space, sc in next sc slip st in first sc to join.  
Fasten off.

### Block 12

With right side facing and **E**, join yarn in last corner ch-2 space of Block 11 to work around 2 sides of Center Block, ch 1.  
**Row 1:** Work in Pattern st along 2 sides of Block 11, working [sc, ch 2, sc] in corner ch-2 space, turn.  
**Rows 2-6:** Work in Pattern st, working [sc, ch 2, sc] in corner ch-2 space.  
Fasten off.

### Block 13

With right side facing and **D**, join yarn in last st of Block 12 to work around opposite 2 sides of Center Block, ch 1.  
**Row 1:** Work in Pattern st along opposite 2 sides of Center Block, working [sc, ch 2, sc] in corner ch-2 space, turn.  
**Rows 2-6:** Work in Pattern st, working [sc, ch 2, sc] in corner ch-2 space.  
Fasten off.

### Block 14

With right side facing and **C**, join yarn in last sc of Block 13 to work around Center Block, ch 1.  
**Rounds 1-4:** Work as for Block 11 around.  
Fasten off.

### Block 15

With right side facing and **A**, join yarn in fifth sc of Block 14, ch 1 to work around 2 sides of Block 14.  
**Row 1:** Work in Pattern st along 2 sides of Block 14, working [sc, ch 2, sc] in corner ch-2 space, turn.  
**Rows 2-8:** Work in Pattern st, working [sc, ch 2, sc] in corner ch-2 space.  
Fasten off.

### Block 16

With right side facing and **A**, join yarn in last ch-2 space of last corner worked of Block 14, to work around opposite 2 sides of Center Block, ch 1.  
**Row 1:** Work in Pattern st along opposite 2 sides of Block 14, working [sc, ch 2, sc] in corner ch-2 space, turn.  
**Rows 2-8:** Work in Pattern st, working [sc, ch 2, sc] in corner ch-2 space.  
Fasten off.

### Block 17

With right side facing and **E**, join yarn in last sc of Block 16, ch 1.  
**Row 1:** Sc in same row, [ch 1, skip 1 row, sc in end of next row] 3 times, ch 1, skip last row, sc in ch-2 space of Block 14, ch 1, skip 1 sc, sc in next sc, work in Pattern st twice, slip st in Row 1 of Block 15, slip st in next row, turn.



**Rows 2-8:** Work in Pattern st, slip stitching to corresponding rows of Block 15 at end of every right side row.  
Fasten off.

**Block 18**  
With right side facing and **E**, join yarn in last sc of Block 15 in opposite corner of Center Block, ch 1.

**Rows 1-8:** Work in Pattern st, slip stitching to corresponding rows of Block 16 at end of every right side row.  
Fasten off.

**Block 19**  
With right side facing and **F**, join yarn in first sc on last row of Block 18, ch 1.  
Working in ends of rows and scs, work in Pattern st across edges of Block 18 and Block 16 for 4 rows.  
Fasten off.

**Block 20**  
With right side facing and **F**, join yarn in first sc on last row of Block 17, ch 1.  
Working in ends of rows and scs, work in Pattern st across edges of Block 17 and Block 15 for 4 rows.  
Fasten off.

**Block 21**  
With right side facing and **C**, join yarn in first sc on last row of Block 19 to work around 2 sides of Center Block, ch 1.  
**Row 1:** Work in Pattern st along 2 sides of Center Block and working [sc, ch 2, sc] in corner ch-2, turn.  
**Rows 2-6:** Work in Pattern st, working [sc, ch 2, sc] in corner ch-2 space.  
Fasten off.

**Block 22**  
With right side facing and **E**, join yarn in last sc on last row of Block 21 to work around opposite 2 sides of Center Block, ch 1.  
**Row 1:** Work in Pattern st along opposite 2 sides Center Block, working [sc, ch 2, sc] in corner ch-2, turn.  
**Rows 2-6:** Work in Pattern st, working [sc, ch 2, sc] in corner ch-2 space.  
Fasten off.

**Block 23**  
With right side facing and **D**, join yarn in last sc of Block 21 and work as for Block 21.

**Block 24**  
With right side facing and **C**, join yarn in last sc of Block 23 and work as for Block 22.

**Block 25**  
With right side facing and **B**, join yarn in 27 sc of Block 23, ch 1.  
**Row 1:** Work in Pattern st across to corner ch-2 space, turn.  
**Rows 2-8:** Work in Pattern st.  
Fasten off.

**Block 26**  
With right side facing and **B**, join yarn in 27 sc of Block 24, ch 1.  
**Row 1:** Work in Pattern st across to corner ch-2 space, turn.  
**Rows 2-8:** Work in Pattern st.  
Fasten off.

**Block 27**  
With right side facing and **F**, join yarn in last sc of last row of Block 24, ch 1.  
**Rows 1-8:** Work in Pattern st, slip stitching to corresponding rows of Block 25 at end of every right side row.  
Fasten off.

**Block 28**  
With right side facing and **F**, join yarn in first sc of last row of Block 24, ch 1.  
**Rows 1-8:** Work in Pattern st, slip stitching to corresponding rows of Block 26 at end of every right side row.  
Fasten off.

**Block 29**  
With right side facing and **E**, join yarn in first sc of last row of Block 27, ch 1.  
**Rows 1-8:** Work as for Block 21.  
Fasten off.

**Block 30**  
With right side facing and **D**, join yarn in last sc of Block 29, ch 1.  
**Rows 1-8:** Work as for Block 21.  
Fasten off.

**Block 31**  
With right side facing and **B**, join yarn in corner ch-2 space of Block 29, ch 1.



**Rows 1-6:** Work in Pattern st across.  
Fasten off.

**Block 32**  
With right side facing and **B**, join yarn in corner ch-2 space of Block 30, ch 1.

**Rows 1-6:** Work in Pattern st across.  
Fasten off.

**Block 33**  
With right side facing and **C**, join yarn in last st of Block 32, ch 1.

**Rows 1-6:** Work in Pattern st across.  
Fasten off.

**Block 34**  
With right side facing and **C**, join yarn in last st of Block 31, ch 1.

**Rows 1-6:** Work in Pattern st across.  
Fasten off.

**Block 35**  
With right side facing and **A**, join yarn in last 7 sc of Block 31, ch 1.

**Rows 1-10:** Work in Pattern st across, turn.  
Fasten off.

**Block 36**  
With right side facing and **D**, join yarn in 13th sc to right of Block 35 along Block 31, ch 1.

**Rows 1-10:** Work in Pattern st, slip stitching to corresponding rows of Block 35 at end of every right side row.  
Fasten off.

**Block 37**  
With right side facing and **C**, join yarn in 17 sc to right of Block 36 along Block 31, ch 1.

**Rows 1-10:** Work in Pattern st, slip stitching to corresponding rows of Block 36 at end of every right side row.  
Fasten off.

**Block 38**  
With right side facing and **A**, join yarn in first sc of last row of Block 33, ch 1.

**Rows 1-10:** Work in Pattern st along opposite 2 sides Center Block, working [sc, ch 2, sc] in corner ch-2 and slip stitching to corresponding rows of Block 37 at end of every right side row.  
Fasten off.

**Block 39**  
With right side facing and **E**, join yarn in first sc of last row of Block 33, ch 1.

**Rows 1-10:** Work in Pattern st across rows of Block 38.  
Fasten off.

**Block 40**  
With right side facing and **A**, join yarn in 5 rows and 8 sc to right of Block 39, ch 1.

**Rows 1-10:** Work in Pattern st, slip stitching to corresponding rows of Block 39 at end of every right side row.  
Fasten off.

**Block 41**  
With right side facing and **D**, join yarn in 13 sc to right of Block 40, ch 1.

**Rows 1-10:** Work in Pattern st, slip stitching to corresponding rows of Block 40 at end of every right side row.  
Fasten off.

**Block 42**  
With right side facing and **A**, join yarn in 17 sc to right of Block 41, ch 1.

**Rows 1-10:** Work in Pattern st, slip stitching to corresponding rows of Block 41 at end of every right side row.  
Fasten off.

**Block 43**  
With right side facing and **A**, join yarn in first sc of last row of Block 34, ch 1.

**Rows 1-10:** Work in Pattern st, along opposite 2 sides Center Block, working [sc, ch 2, sc] in corner ch-2 and slip stitching to corresponding rows of Block 42 at end of every right side row.  
Fasten off.

**Block 44**  
With right side facing and **E**, join yarn in last st of Block 35, ch 1.

**Rows 1-10:** Work in Pattern st, slip stitching to corresponding rows of Block 43 at end of every right side row.  
Fasten off.

**Border**  
With right side facing and **B**, join yarn in any sc, ch 1.  
**Round 1:** Work in Pattern st around, working ch 1 over



each joining seam and [sc, ch 2, sc] in each corner, slip st in first sc to join.

**Round 2:** Ch 1, sc in each sc and ch-1 space around, working [sc, ch 2, sc] in each corner ch-2 space, slip st in first sc to join.

**Round 3:** Turn, slip st in next 2 scs, ch 1, sc in same sc, \*ch 1, skip 1 sc, sc in next sc; repeat from \* around, working [ch 1, skip 1 sc, sc, ch 2, sc in corner ch-2 space], slip st in first sc to join.

Fasten off.

**Round 4:** With right side facing and F, join yarn in any sc, ch 1 and repeat Row 2, slip st in first sc to join. Do not turn.

**Round 5:** \*Ch 2, skip 1 sc, slip st in next sc; repeat from \* around, working ch 2, skip 1 sc, [slip st, ch 3, slip st] in corner ch-2 space, to last st, skip last st, slip st in joining slip st to previous row to join.

Fasten off.

**FINISHING**

Weave in ends.

**RED HEART® “Super Saver™ Prints”,**  
Art.E300 (5 ounce/244 yard ball).







**RED HEART® “Super Saver™”,**  
Art.E300 (7 ounce/364 yard ball).

**RED HEART® “Super Saver™ Flecks”,**  
Art.E300 (5 ounce/260 yard ball).



**ABBREVIATIONS:** **A** = Color A; **B** = Color B; **C** = Color C; **D** = Color D; **E** = Color E; **F** = Color F; **ch** = chain; **mm** = millimeters; **sc** = single crochet; **st(s)** = stitch(es); **[ ]** = work directions in brackets the number of times specified; **\*** = repeat whatever follows the \* as indicated.

**Color Key**

-  = Aspen Print A
-  = Buff B
-  = Aran Fleck C
-  = Frosty Green Fleck D
-  = Spa Blue Fleck E
-  = Buff Fleck F

