



CROCHET | SKILL LEVEL: **EASY**

## ABBREVIATIONS

**Approx** = Approximately

**Ch** = Chain(s)

**Dc** = Double crochet

**Popcorn** = 5 dc into same stitch or space. Drop loop from hook. Insert hook from front to back

into first dc of 5 dc group. Pull dropped loop through st. Ch 1 to secure popcorn.

**Rem** = Remain(ing)

**Rep** = Repeat

**Rnd(s)** = Round(s)

**RS** = Right side

**Sl st** = Slip stitch

**Sp(s)** = Space(s)

**Tog** = Together

**WS** = Wrong side

## MEASUREMENT

Approx 20" [51 cm] deep and wide, excluding handles.

## GAUGE

14 sc and 15 rows = 4" [10 cm].

## INSTRUCTIONS

**Motifs** (make 13)

### Notes:

- Ch 3 at beg of rnd counts as dc.
- Join all rnds with sl st to top of ch 3.

Ch 4. Join with sl st to first ch to form ring. See diagram on page 2.

**1st rnd:** Ch 3. 3 dc in ring. Ch 1. (4 dc in ring. Ch 1) 3 times. Join.

**2nd rnd:** Sl st in each of next 3 dc and next ch-1 sp. Ch 3. (3 dc. Ch 1. 4 dc) in same sp as last sl st. \*(4 dc. Ch 1. 4 dc) in next ch-1 sp. Ch 1. Rep from \* twice more. Join.

**3rd rnd:** Sl st in each of next 3 dc and next ch-1 sp. Ch 3. (1 dc. Popcorn. 2 dc) in same sp as last sl st. Skip next dc. \*1 dc in each dc to next ch-1 sp. 1 dc in next ch-1 sp. 1 dc in each dc to 1 dc before next ch-1 sp. Skip next dc. (2 dc. Popcorn. 2 dc) in next ch-1 sp. Rep from \* twice more. 1 dc in each dc to next ch-1 sp. 1 dc in next ch-1 sp. 1 dc in each dc to 1 dc before first ch-1 sp. Join.

## MATERIALS

**Peaches & Creme® Stripey™** (2 oz/56.7 g; 102 yds/93 m)

Green Stripe (17007)

**7 balls or 630 yds/576 m**

Size U.S. G/6 (4 mm) crochet hook **or size needed to obtain gauge.**  
Yarn needle.

**4th rnd:** Sl st in next dc and next popcorn. Ch 3. (1 dc. Popcorn. 2 dc) in same sp as last sl st. \*Skip 1 dc. 1 dc in each dc to 1 dc before next popcorn. Skip next dc. (2 dc. Popcorn. 2 dc) in top of popcorn. Rep from \* twice more. Skip 1 dc. 1 dc in each dc to 1 dc before next popcorn. Join.  
Rep 4th rnd until Motif measures 7" [18 cm] square. Fasten off.

### Straps

Ch 75.

**1st row:** 1 sc in 2nd ch from hook. 1 sc in each ch to end of chain. Turn. 74 sc.

**2nd to 4th rows:** Ch 1. 1 sc in each sc to end of row. Turn. Fasten off at end of last row.

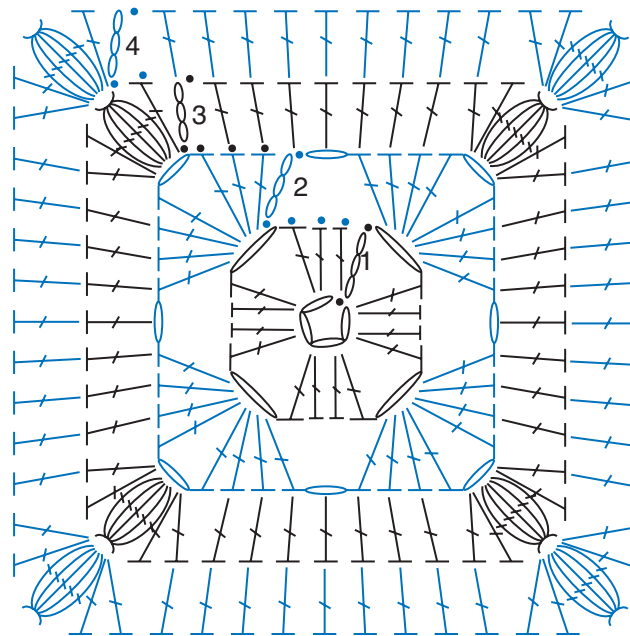
### FINISHING

Pin all pieces to measurements. Cover with a damp cloth leaving cloth to dry.



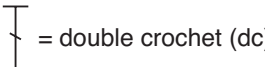
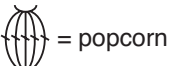
With WS tog, following diagrams, join Motifs tog, matching lettered sides and working in sc through back loops only.

**Edging:** With RS facing, join yarn with sl st to to any corner st.

**1st rnd:** Ch 1. 1 sc in each sc around, working 3 sc in corners. Join with sl to to top of first sc. Fasten off.  
Sew Straps in position.



#### STITCH KEY

-  = chain (ch)
-  = slip stitch (sl st)
-  = double crochet (dc)
-  = popcorn

