


Patons® Classic Wool

Patons® DECOR



CABLED CREW NECK

SIZES

Bust/chest measurement

Small	30-32	ins	[76-81	cm]
Medium	34-36	ins	[86-91	cm]
Large	38-40	ins	[97-102	cm]
X-Large	42-44	ins	[107-112	cm]

Finished bust/chest

Small	41	ins	[104	cm]
Medium	44	ins	[112	cm]
Large	47	ins	[119.5	cm]
X-Large	49	ins	[124.5	cm]

TENSION

20 sts and 26 rows = 4 ins [10 cm]
with larger needles in stocking st.

MATERIALS

Patons Classic Wool (100 g/3.5 oz)
or Patons Decor (100 g/3.5 oz)

Size **S** **M** **L** **XL**
Green 10 10 11 11 balls

Sizes 4 mm (U.S. 6) and 4.5 mm (U.S. 7) knitting needles **or size needed to obtain tension**. 2 st holders. 1 cable needle.

ABBREVIATIONS

C4F = slip next 2 sts onto a cable needle and leave at front of work. K2, then K2 from cable needle.

C4B = slip next 2 sts onto a cable needle and leave at back of work. K2, then K2 from cable needle.

C6F = slip next 3 sts onto a cable needle and leave at front of work. K3, then K3 from cable needle.

C6B = slip next 3 sts onto a cable needle and leave at back of work. K3, then K3 from cable needle.

T3F = slip next 2 sts onto a cable needle and leave at front of work. P1, then K2 from cable needle.

T3B = slip next st onto a cable needle and leave at back of work. K2, then P1 from cable needle.

Tw4R = slip next 2 sts onto a cable needle and leave at back of work. K2, then (P1. K1) from cable needle.

Tw4L = slip next 2 sts onto a cable needle and leave at front of work. (K1. P1), then K2 from cable needle.

INSTRUCTIONS

The instructions are written for smallest size. If changes are necessary for larger sizes the instructions will be written thus ().

Panel Pat A (worked over 24 sts)

1st row: (RS). P1. (T3F. T3B. P2) twice. T3F. T3B. P1.

2nd row: K2. (P4. K4) twice. P4. K2.

3rd row: P2. (C4F. P4) twice. C4F. P2.

4th row: As 2nd row.

5th row: P1. (T3B. T3F. P2) twice. T3B. T3F. P1.

6th row: K1. (P2. K2) 5 times. P2. K1.

7th to 12th rows: As 1st to 6th rows.

13th row: (T3B. P2. T3F) 3 times.

14th row: P2. (K4. P4) twice. K4. P2.

15th row: K2. (P4. C4B) twice. P4. K2.

16th row: As 14th row.

17th row: K2. P3. (T3B. T3F. P2) twice. P1. K2.

18th row: P2. K3. (P2. K2) 4 times. K1. P2.

19th row: K2. P3. (T3F. T3B. P2) twice. P1. K2.

20th row: As 14th row.

21st row: As 15th row.

22nd row: As 14th row.

23rd row: (T3F. P2. T3B) 3 times.

24th row: As 6th row.

These 24 rows form Panel Pat A.

Panel Pat B (worked over 17 sts).

1st row: (RS). P4. Tw4R. P1. Tw4L. P4.

2nd row: K4. P2. (K1. P1) twice. K1. P2. K4.

3rd row: P3. T3B. (K1. P1) twice. K1. T3F. P3.

4th row: K3. P2. (K1. P1) 3 times. K1. P2. K3.

5th row: P2. T3B. (K1. P1) 3 times. K1. T3F. P2.

6th row: K2. P2. (K1. P1) 4 times. K1. P2. K2.

7th row: P1. T3B. (K1. P1) 4 times. K1. T3F. P1.

8th row: K1. P2. (K1. P1) 5 times. K1. P2. K1.

9th row: T3B. (K1. P1) 5 times. K1. T3F.



ABBREVIATIONS: www.patonsyarns.com/glossary

10th row: P2. (K1. P1) 6 times. K1. P2.

11th row: T3F. (P1. K1) 5 times. P1. T3B.

12th row: As 8th row.

13th row: P1. T3F. (P1. K1) 4 times. P1. T3B. P1.

14th row: As 6th row.

15th row: P2. T3F. (P1. K1) 3 times. P1. T3B. P2.

16th row: As 4th row.

17th row: P3. T3F. (P1. K1) twice. P1. T3B. P3.

18th row: As 2nd row.

19th row: P4. C4F. P1. C4B. P4.

20th row: K4. P4. K1. P4. K4.

21st row: P4. C4B. P1. C4F. P4.

22nd row: As 20th row.

23rd row: P4. K4. P1. K4. P4.

Rep last 4 rows once more.

28th row: As 20th row.

These 28 rows form Panel Pat B.

Panel Pat C (worked over 9 sts)

1st row: (Right side). Knit.

2nd and every alt row: Purl.

3rd row: C6F. K3.

5th and 7th rows: Knit.

9th row: K3. C6B.

11th row: Knit.

12th row: Purl.

These 12 rows form Panel Pat C.

BACK

**With smaller needles, cast on 134 (146-154-162) sts.

1st row: (RS). K2. *P2. K2. Rep from * to end of row.

2nd row: P2. *K2. P2. Rep from * to end of row.

Rep last 2 rows until work from beg measures 1½ ins [3 cm], ending on a 2nd row and inc 10 (8-10-12) sts evenly across last row. 144 (154-164-174) sts.

Change to larger needles and proceed as follows:

1st row: (RS). K2. (P2. K3) 0 (1-2-3) time(s). P2. *Work 1st row of Panel Pat C. P2. K3. P2. Work 1st row of Panel Pat B. P2. K3. P2. Work 1st row of Panel Pat C. P2.* K3. P2. Work 1st row of Panel Pat A. P2. K3. P2. Rep from * to * once more. (K3. P2) 0 (1-2-3) time(s). K2.

2nd row: P2. (K2. P3) 0 (1-2-3) time(s). K2. *Work 2nd row of Panel Pat C. K2. P3. K2. Work 2nd row of Panel Pat B. K2. P3. K2. Work 2nd row of Panel Pat C. K2.* P3. K2. Work 2nd row of Panel Pat A. K2. P3. K2. Rep from * to * once more. (P3. K2) 0 (1-2-3) time(s). P2.

Panel pats are now in position.

Cont in pat, keeping cont of panel pats as placed in last 2 rows, until work from beg measures 15 (15½-16-16½) ins [38 (39.5-40.5-42) cm], ending with right side facing for next row.

Armhole shaping: Next row: Keeping cont of pat, cast off 4 (7-7-9) sts beg next 2 rows. 136 (140-150-156) sts.**

Cont even in pat until armhole measures 10 (10½-10½-11) ins [25.5 (26.5-26.5-28) cm], ending with RS facing for next row.

Shoulder shaping: Cast off 15 (16-17-18) sts beg next 4 rows, then 16 (15-17-17) sts beg following 2 rows. Leave rem 44 (46-48-50) sts on spare needle.

FRONT

Work from ** to ** as given for Back. Cont even in pat until armhole measures 6½ (7-7-7½) ins [15 (16.5-16.5-19) cm], ending with right side facing for next row.

Neck shaping: Next row: Pat across 55 (56-60-62) sts (neck edge). **Turn.** Leave rem sts on a spare needle.

Dec 1 st at neck edge on next 9 rows. 46 (47-51-53) sts.

Cont even in pat until armhole measures same length as Back to beg of shoulder shaping ending with RS facing for next row.

Shoulder shaping: Cast off 15 (16-17-18) sts beg next and following alt row. Work 1 row even. Cast off rem 16 (15-17-17) sts.

With RS of work facing slip next 26 (28-30-32) sts from spare needle onto a st holder. Join yarn to rem sts and pat to end of row.

Dec 1 st at neck edge on next 9 rows. 46 (47-51-53) sts.

Cont even in pat until armhole measures same length as Back to beg of shoulder shaping ending with **WS** facing for next row.

Shoulder shaping: Cast off 15 (16-17-18) sts beg next and following alt row. Work 1 row even. Cast off rem 16 (15-17-17) sts.

SLEEVES

With smaller needles cast on 62 sts. Work 1½ ins [3 cm] in (K2. P2) ribbing as given for Back ending on a 2nd row and inc 19 sts evenly across last row. 81 sts.

Change to larger needles and proceed as follows:

1st row: (RS). P2. (K3. P2) twice. Work 1st row of Panel Pat B. P2. K3. P2. Work 1st row of Panel Pat C. P2. K3. P2. Work 1st row of Panel Pat B. (P2. K3) twice. P2.

2nd row: K2. (P3. K2) twice. Work 2nd row of Panel Pat B. K2. P3. K2. Work 2nd row of Panel Pat C. K2. P3. K2. Work 2nd row of Panel Pat B. (K2. P3) twice. K2.

Panel Pats are now in position.

Cont in pat, keeping cont of Panel Pats as placed in last 2 rows, inc 1 st each end of needle on next and every alt row to 91 (103-99-107) sts, then every following 4th row until there are 137 (143-143-151) sts, taking inc sts into (K3. P2) pat.

Cont even in pat until Sleeve from beg measures 18½ (19-20-21) ins [47 (48-51-53.5) cm], ending with RS facing for next row. Cast off. Place markers on side edges of Sleeves ½ (1-1½) ins [1.5 (2.5-2.5-4) cm] down from cast off edge.

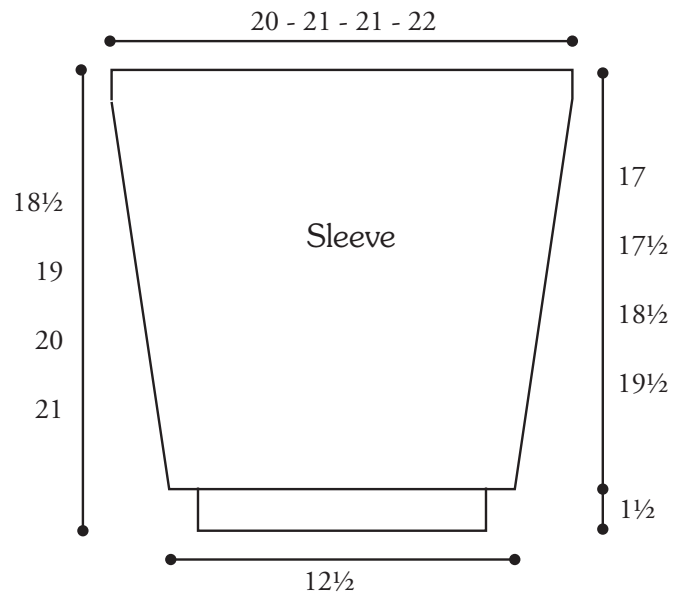
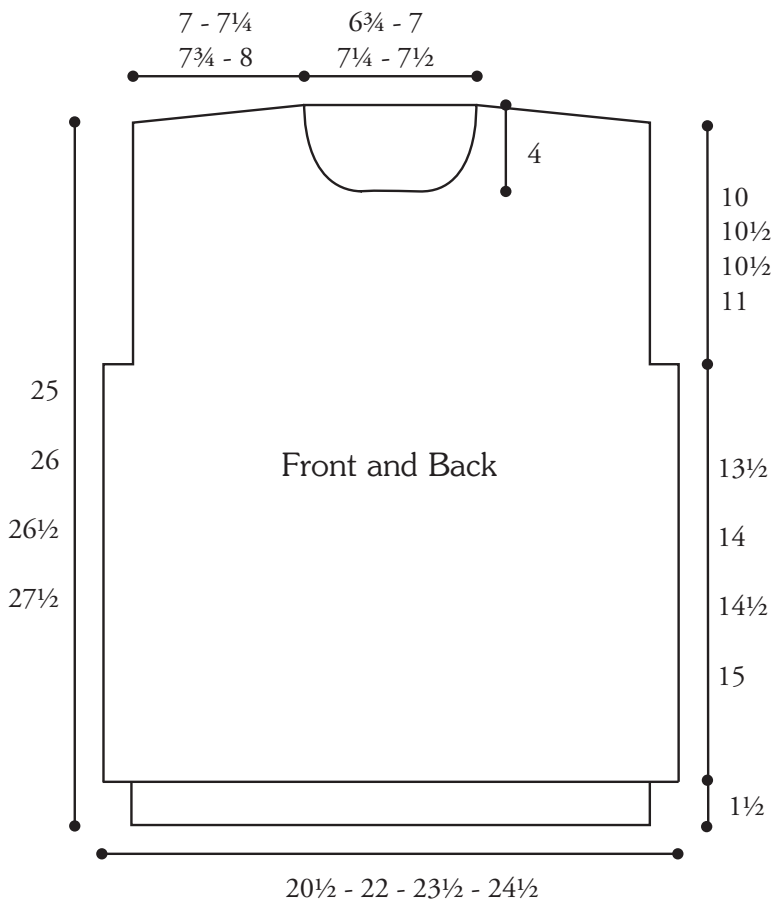
FINISHING

Pin garment pieces to measurements. Cover with a damp cloth leaving to dry.

Neckband: Sew right shoulder seam. With RS of work facing and smaller needles, pick up and knit 22 sts down left front neck edge. Knit across 26 (28-30-32) sts from front st holder dec 3 sts evenly across. Pick up and knit 22 sts up right front neck edge. Knit across 44 (46-48-50) sts from back st holder dec 5 sts evenly across. 106 (110-114-118) sts.

Beg and ending on a 2nd row work 3½ ins [9 cm] in (K2. P2) ribbing as given for Back. Cast off loosely in ribbing. Sew left shoulder and neckband seam. Fold neckband in half to wrong side and sew loosely in position.

Sew in sleeves placing rows above markers along cast off sts at armholes to form square armholes. Sew side and sleeve seams.



Patons

... a part of your life.

P.O. Box 40, Listowel ON N4W 3H3