


**Patons®**  
*Classic Wool*

**Patons®**  
**Canadiana**

**Patons®**  
**DECOR**



## CABLES AND TEXTURE

### SIZES

#### Bust/chest measurement

Small	30-32 ins [76-81 cm]
Medium	34-36 ins [86-91 cm]
Large	38-40 ins [97-102 cm]
Extra-Large	42-44 ins [107-112cm]

#### Finished bust/chest

Small	41 ins [104 cm]
Medium	45½ ins [115.5cm]
Large	50 ins [127 cm]
Extra-Large	53 ins [134.5cm]

### MATERIALS

**Patons Classic Wool** (100 g/3.5 oz)  
or **Patons Décor** (100 g/3.5 oz)  
or **Patons Canadiana** (100 g/3.5 oz)

**Size S M L XL**

11 12 13 14 balls

Sizes 4 mm (U.S. 6) and 5 mm (U.S. 8) knitting needles or size needed to obtain tension. Cable needle. 1 st holder.

### TENSION

19 sts and 25 rows = 4 ins [10 cm]  
with larger needles in stocking st.

### ABBREVIATIONS

**C4F** = slip next 2 sts onto a cable needle and leave at front of work. K2, then K2 from cable needle.

**C6B** = slip next 3 sts onto a cable needle and leave at back of work. K3, then K3 from cable needle.

**C8B** = slip next 4 sts onto a cable needle and leave at back of work. K4, then K4 from cable needle.

**C8F** = slip next 4 sts onto a cable needle and leave at front of work. K4, then K4 from cable needle.

**T4F** = slip next 4 sts onto a cable needle and leave at front of work. P1, then K4 from cable needle.

**T4B** = slip next st onto a cable needle and leave at back of work. K4, then P1 from cable needle.

### INSTRUCTIONS

*The instructions are written for smaller size. If changes are necessary for larger sizes the instructions will be written thus ( ).*

#### PANEL PAT A

(worked over 32 sts)

**1st row:** (RS). (K4. P2) twice. K8. (P2. K4) twice.

**2nd and alt rows:** Knit all knit sts and purl all purl sts as they appear.

**3rd row:** K4. P2. C4F. P2. K8. P2. C4F. P2. K4.

**5th row:** (K4. P2) twice. C8B. (P2. K4) twice.

**7th row:** T4F. P1. C4F. P1. T4B. T4F. P1. C4F. P1. T4B.

**9th row:** P1. T4F. K4. T4B. P2. T4F. K4. T4B. P1

**11th row:** P2. K4. C8B. P4. C8F. K4. P2.

**13th row:** P2. C8B. T4F. P2. T4B. C8F. P2.

**15th row:** P1. T4B. C4F. P1. T4F. T4B. P1. C4F. T4F. P1.

**17th row:** T4B. P1. K4. P2. C8B. P2. K4. P1. T4F.

**19th row:** As 3rd row.

**20th row:** As 2nd row.

These 20 rows form panel pat A.

#### PANEL PAT B

(worked over 16 sts)

**1st row:** (RS). P1. K6. P4. K2. P3.

**2nd and alt rows:** Knit all knit sts and purl all purl sts as they appear.



ABBREVIATIONS: [www.patonsyarns.com/glossary](http://www.patonsyarns.com/glossary)

**3rd row:** As 1st row.  
**5th row:** P1. C6B. P4. K2. P3.  
**7th row:** As 1st row.  
**9th row:** P3. K2. P6. K2. P3.  
**11th row:** P3. K2. P4. K6. P1.  
**13th row:** As 11th row.  
**15th row:** P3. K2. P4. C6B. P1.  
**17th row:** As 11th row.  
**19th row:** As 9th row.  
**20th row:** As 2nd row.

These 20 rows form panel pat B.

## BACK

With smaller needles cast on 94 (106-114-128) sts.

**1st row:** (RS). K2. \*P2. K2. Rep from \* to end of row.

**2nd row:** P2. \*K2. P2. Rep from \* to end of row.

Rep these 2 rows (K2. P2) ribbing for 2 ins [5 cm] ending on a 2nd row and inc 22 (28-30-38) sts evenly across last row. 116 (134-144-166) sts.

Change to larger needles and proceed in pat as follows:

**1st row:** (Right side). P8 (1-6-1). (Work 1st row panel pat B) 2 (3-3-4) times. P2. Work 1st row panel pat A. P2. (Work 1st row panel pat B) 2 (3-3-4) times. P8 (1-6-1).

**2nd row:** K8 (1-6-1). (Work 2nd row panel pat B) 2 (3-3-4) times. P2. Work 2nd row panel pat A. P2. (Work 2nd row panel pat B) 2 (3-3-4) times. K8 (1-6-1).

**3rd row:** P8 (1-6-1). (Work 3rd row panel pat B) 2 (3-3-4) times. P2.

Work 3rd row panel pat A. P2. (Work 3rd row panel pat B) 2 (3-3-4) times. P8 (1-6-1).

**4th row:** K8 (1-6-1). (Work 4th row panel pat B) 2 (3-3-4) times. P2. Work 4th row panel pat A. P2. (Work 4th row panel pat B) 2 (3-3-4) times. K8 (1-6-1).

Panel pats are now in position.

Cont in reverse stocking st, working appropriate rows panel pat until work from beg measures 18 ins [45.5 cm] ending with RS facing for next row.

**Armhole shaping:** Keeping cont of pat, cast off 8 (8-8-9) sts beg next 2 rows. 100 (118-128-148) sts.

Cont even in pat until armhole measures 6½ (7-7½-8) ins [16.5 (18-19-20.5) cm] ending with RS facing for next row. Cast off.

## FRONT

Work as given for Back until 10 (10-12-12) rows less have been worked before cast off.

**Neck shaping: Next row:** (RS). Pat across 34 (43-48-58) sts (neck edge). **Turn.** Leave rem sts on a spare needle.

Keeping cont of pat, dec 1 st at neck edge on next 5 (6-6-7) rows. 29 (37-42-51) sts.

Work 4 (3-5-4) rows even in pat, ending with RS facing for next row. Cast off.

With RS of work facing slip next 32 sts from spare needle onto a st holder. Join yarn to rem sts and pat to end of row.

Keeping cont panel pats, dec 1 st at neck edge on next 5 (6-6-7) rows. 29 (37-42-51) sts.

Work 4 (3-5-4) rows even in pat, ending with RS facing for next row. Cast off.

## LEFT SLEEVE

\*\*With smaller needles cast on 42 (46-46-50) sts.

Work 2 ins [5 cm] in (K2. P2) ribbing as given for Back ending on a 2nd row and inc 26 (22-22-18) sts evenly across last row. 68 sts.

Change to larger needles and proceed in pat as follows:

**1st row:** (RS). Work 1st row panel pat B. P2. Work 1st row panel pat A. P2. Work 1st row panel pat B.

**2nd row:** Work 2nd row panel pat B. P2. Work 2nd row panel pat A. P2. Work 2nd row panel pat B.

**3rd row:** Work 3rd row panel pat B. P2. Work 3rd row panel pat A. P2. Work 3rd row panel pat B.

**4th row:** Work 4th row panel pat B. P2. Work 4th row panel pat A. P2. Work 4th row panel pat B.

Panel pats are now in position.

Cont working appropriate rows panel pats, inc 1 st each end of needle on next and following 4th (**4th-2nd-2nd**) rows to 108 (**112-86-90**) sts taking inc sts into panel pat B.

**Sizes L and XL only:** Inc 1 st each end of needle on following 4th rows to (**120-124**) sts, taking inc sts into panel pat B.

**All sizes:** Cont even in pat until sleeve from beg measures 16¼ (**16¾-17¼-17¾**) ins [41.5 (**42.5-44-45**) cm] ending with RS facing for next row. Place markers at each end of last row.

Work 8 rows even in pat, ending with RS facing for next row.

**Armhole and saddle strip shaping:** Cast off 37 (**39-43-45**) sts beg next 2 rows. 34 sts.

Cont even in pat until saddle strip when slightly stretched, measures length to fit across shoulder, ending with **WS** facing for next row.\*\*

**Neck shaping:** Cast off 17 sts beg next row. 17 sts. Cont even in panel pat until strip from neck cast off measures 3½ (**3¾-3¾-4**) ins [8.5 (**9.5-9.5-10**) cm] ending with RS facing for next row. Cast off.

## RIGHT SLEEVE

Work from \*\* to \*\* as given for Left Sleeve.

Work 1 row even, thus ending with RS facing for next row.

**Neck shaping:** Cast off 17 sts beg next row. 17 sts. Cont even in panel pat until strip from neck cast off measures 3½ (**3¾-3¾-4**) ins [8.5 (**9.5-9.5-10**) cm] ending with RS facing for next row. Cast off.

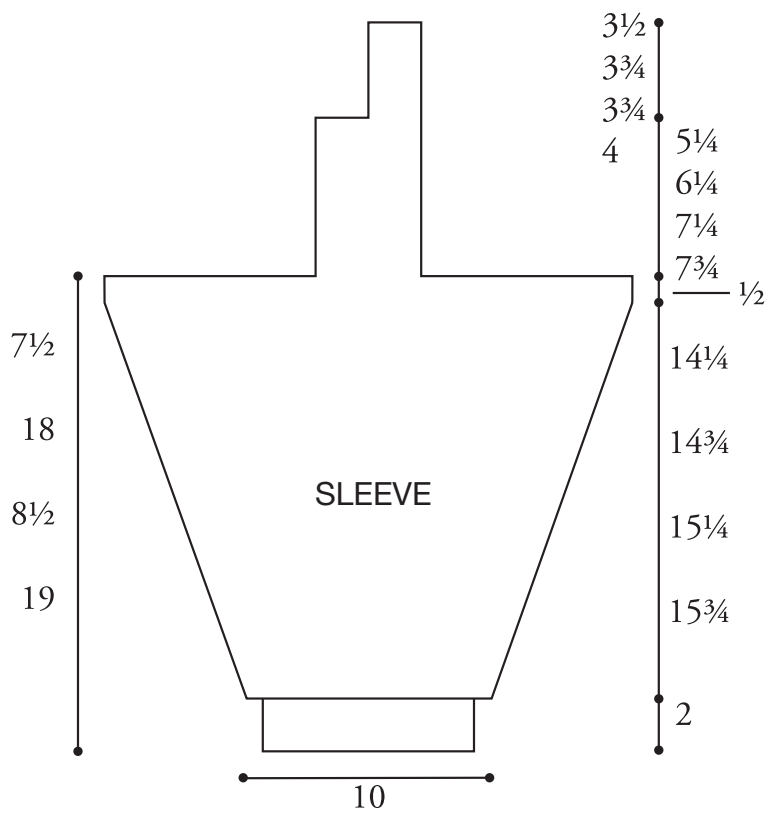
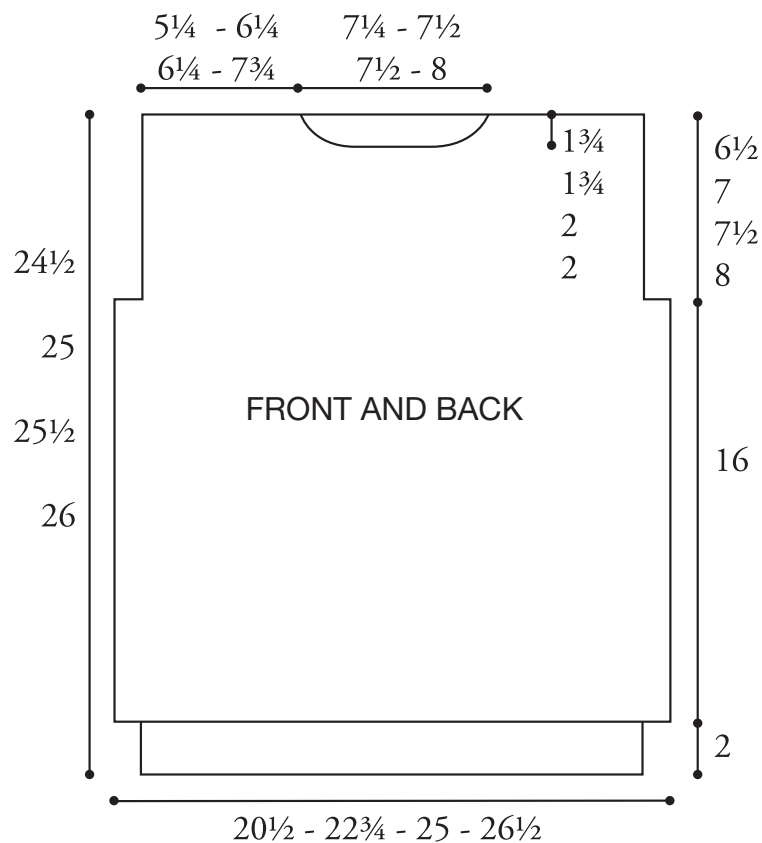
## Finishing

Block all pieces to measurements, cover with a damp cloth and allow to dry.

**Neckband:** Sew front armhole and saddle strip seams sewing rows below markers on sleeves along cast off sts of armhole on Front to form a square armhole. With RS of work facing and smaller needles, pick up and knit 25 (**27-29-31**) sts along neck edge of left sleeve saddle strip from cast off edge to front seam, 10 (**10-12-12**) sts down left front neck edge. K32 from front st holder dec 8 sts evenly across. Pick up and knit 10 (**10-12-12**) sts up right front neck edge to seam, then 25 (**27-29-31**) sts along neck edge of right sleeve saddle strip to cast off edge. 94 (**98-106-110**) sts..

Beg and ending with a 2nd row, work 2½ ins [6 cm] in (K2. P2) ribbing as given for Back. Cast off in ribbing.

Sew center back saddle strip seam and neckband seam. Fold neckband in half to **WS** and sew loosely in position. Sew back armhole and saddle strip seams sewing rows below markers on sleeves along cast off sts of armhole on Back to form a square armhole. Sew side and sleeve seams.



**Patons**

*... a part of your life.*

P.O. Box 40, Listowel ON N4W 3H3