



Marly Bird  
from Marly Bird



SUPER FINE



CROCHET | SKILL LEVEL: INTERMEDIATE

## ABBREVIATIONS

**Approx** =

Approximately

**Beg** = Begin(ning)

**Beg shell** = Ch 3.

(1 dc. Ch 2. 2 dc) in indicated stitch or space

**Ch** = Chain(s)

**Dc** = Double crochet

**PM** = Place marker

**Rep** = Repeat

**RS** = Right side

**Sc** = Single crochet

**Shell** = (2 dc. Ch 2. 2 dc) in indicated stitch or space.

**Sl st** = Slip stitch

**Sp(s)** = Space(s)

**St(s)** = Stitch(es)

## MEASUREMENTS

Approx 58" [147.5 cm] across and 26" [66 cm] in length at center.

## GAUGE

20 sc and 22 rows = 4" [10 cm]

## INSTRUCTIONS

### Notes:

- Ch 3 at beg of rows counts as dc.
- Ch 6 at beg of rows counts as dc and ch-3.

See Diagram on page 3.

Ch 4. Sl st in first ch to form a ring.

**1st row:** (RS). Ch 1. 5 sc in ring. Turn.

## MATERIALS

Patons® Kroy Socks™ (1.75 oz/50 g; 166 yds/152 m)

Salt Water (55739)

**5 balls or or 805 yds/730 m**

Size U.S. F/5 (3.75 mm) Susan Bates® Silvalume® crochet hook **or size needed to obtain gauge.** Susan Bates® stitch markers. Susan Bates® yarn needle.

**2nd row:** Ch 6. 1 dc in first sc. \*Ch 3. Skip next sc. (1 dc. Ch 3. 1 dc) in next sc. PM on last ch-3 sp made for center of Shawl. Rep from \* once more. Turn.

**3rd row:** Sl st in first dc and next ch-3 sp. Beg shell in same sp as last sl st. PM on ch-2 sp just made. \*Ch 3. (1 dc. Ch 3. 1 dc) in next ch-3 sp. Ch 3. Shell in next ch-3 sp. Move marker on last ch-2 sp of Shell made for center of Shawl. Rep from \* once more. Turn. PM on last ch-2 sp just made.

**Note:** Move markers up to corresponding sps (in first, last and center sps) after each row.

**4th row:** Sl st in each of first 2 dc and next ch-2 sp. Beg shell in same sp as last sl st. \*Ch 3. Skip next ch-3 sp. (1 dc. Ch 3) 5 times in next ch-3 sp. Skip next ch-3 sp.\* Shell in next ch-2 sp. Rep from \* to \* once more. Shell in last ch-2 sp. Turn.

**5th row:** Sl st in each of first 2 dc and next ch-2 sp. Ch 6. Shell in same sp as last sl st. **Note:** Move marker to first ch-3 sp. \*Ch 3. Skip next ch-3 sp. (1 sc in next ch-3 sp. Ch 5) 3 times. 1 sc in next ch-3 sp. Ch 3. Skip next ch-3 sp.\* (Shell. Ch 3. Shell) in marked ch-2 sp. **Note:** Move marker to ch-3 sp between 2 Shells. Rep from \* to \* once more. (Shell. Ch 3. 1 dc) in last ch-2 sp. **Note:** Move marker to last ch-3 sp. Turn.

**6th row:** Sl st in first dc and next ch-3 sp. Beg shell in same sp as last sl st. Ch 3. Shell in next ch-2 sp. \*Ch 3. Skip next ch-3 sp. (1 sc in next ch-5 sp. Ch 5) twice. 1 sc in next ch-5 sp. Ch 3. Skip next ch-3 sp.\* (Shell. Ch 3) in next ch-2 sp. (Shell. Ch 3) in marked ch-3 sp. Shell in next ch-2 sp. Rep from \* to \* once more. Shell in next ch-2 sp. Ch 3. Shell in last ch-3 sp. Turn.

**7th row:** Sl st in each of first 2 dc and next ch-2 sp. Beg shell in same sp as last sl st. \*Ch 3. Skip next ch 3 -sp. (1 dc. Ch 3) 5 times in next ch-2 sp. Skip next ch-3 sp.\*\* 1 sc in next ch-5 sp. Ch 5. 1 sc in next ch-5 sp. Rep from \* to\*\* once more. Shell in marked ch-2 sp.\* Rep from \* to \* once more. Turn.

**8th row:** Sl st in each of first 2 dc and next ch-2 sp. Ch 6. Shell in same sp as last sl st. \*Ch 3. Skip next ch-3 sp. (1 sc in next ch-3 sp. Ch 5) 3 times. 1 sc in next ch-3 sp. Ch 3. Skip next ch-3 sp. \*\*Shell in next ch-5 sp. Ch 3. Skip next ch-3 sp. (1 sc in next ch-3 sp. Ch 5) 3 times. 1 sc in next ch-3 sp. Ch 3. Skip next ch-3 sp.\* (Shell. Ch 3. Shell) in marked ch-2 sp. Rep from \* to \* once more. (Shell. Ch 3. 1 dc) in last ch-2 sp. Turn.

**9th row:** Sl st in first dc and next ch-3 sp. Ch 6. 1 dc in same sp as sl st. \*Ch 3. Shell in next ch-2 sp. Ch 3. \*\*Skip next ch-3 sp. (1 sc in next ch-5 sp. Ch 5) twice. 1 sc in next ch-5 sp. Ch 3. Skip next ch-3 sp. Shell in next ch-2 sp. Ch 3. Rep from \*\* once more. (1 dc. Ch 3. 1 dc) in marked ch-3 sp. Rep from \* to \* once more. (1 dc. Ch 3. 1 dc) in last ch-3 sp. Turn.

**10th row:** Sl st in first dc and next ch-2 sp. Beg shell in same sp as last sl st. \*Ch 3. Skip next ch-3 sp. (1 dc. Ch 3) 5 times in next ch-2 sp. Skip next ch-3 sp.\*\* 1 sc in next ch-5 sp. Ch 5. 1 sc in next ch-5 sp. Rep from \* ending at \*\*. Shell in marked ch-2 sp. Rep from \* once more. Shell in last ch-3 sp. Turn.


**11th row:** Sl st in each of first 2 dc and next ch-2 sp. Ch 6. Shell in same sp as last sl st. \*Ch 3. Skip next ch-3 sp. (1 sc in next ch-3 sp. Ch 5) 3 times. \*\*1 sc in next ch-3 sp. Ch 3. Skip next ch-3 sp. Shell in next ch-5 sp. Rep from \* ending at \*\*. (Shell. Ch 3. Shell) in marked ch-2 sp. Rep from \* once more. (Shell. Ch 3. 1 dc) in last ch-2 sp. Turn.


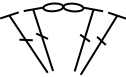

**12th row:** Sl st in first dc and next ch-3 sp. Ch 6. 1 dc in same sp as last sl st. \*Ch 3. Shell in next ch-2 sp. Ch 3.\*\* Skip next ch-3 sp. (1 sc in next ch-5 sp. Ch 5) twice. 1 sc in next ch-5 sp. Skip next ch-3 sp. Rep from \* ending at \*\*. (1 dc. Ch 3. 1 dc) in marked ch-2 sp. Rep from \* once more. (1 dc. Ch 3. 1 dc) in last ch-3 sp. Turn.

Rep 10th to 12th rows 10 times more.

**Next row:** Sl st in first dc and next ch-3 sp. Ch 3. 4 dc in same sp as sl st. \*Ch 3. Skip next ch-3 sp. Shell in next ch-2 sp. \*\*Ch 3. Skip next ch-3 sp. 1 sc in next ch-5 st. Ch 5. 1 sc in next ch-5 sp. Ch 3. Skip next ch-3 sp. Shell in next ch-2 sp. Rep from \*\* to last ch-3 sp before marked ch-3 sp. Ch 3. Skip next ch-3 sp.\*\* (5 dc. Ch 3. 5 dc) in marked ch-3 sp. Rep from \* once more ending at \*\*. (5 dc. Ch 3. 1 dc) in last ch-3 sp. Fasten off.

**FINISHING**  
Pin Shawl to measurements. Cover with a damp cloth leaving cloth to dry.



- STITCH KEY**
- = chain (ch)
  - = slip stitch (sl st)
  - + = single crochet (sc)
  - ⌋ = double crochet (dc)
-  = beg shell  
 = shell  
 = marker

