

CARON® EASY KNIT FAIR ISLE BABY & KIDS HAT

6/12 mos

6/8 yrs



MATERIALS

Caron® x Pantone™ (3.5 oz/100 g; 127 yds/116 m)

Sizes	6/12 mos	18/24 mos	3/5 yrs	6/8 yrs	
Size 6/12 mos Version shown in:					
Morning Blues (01016)	1	1	1	1	braid

Size 6/12 mos Version shown in:

Morning Blues (01016)

A - 19-4026	B - 17-5034	C - 19-4024	D - 14-4809	E - 19-4340
-------------	-------------	-------------	-------------	-------------

Size 6/8 yrs Version shown in:

Ultra Violet Minerals (01012)

A - 18-3712	B - 16-3307	C - 18-3838	D - 15-3912	E - 13-3406
-------------	-------------	-------------	-------------	-------------

Set of 4 sizes U.S. 9 (5.5 mm) and U.S. 10 (6 mm) double-pointed knitting needles **or size needed to obtain gauge.** Stitch marker.



KNIT | SKILL LEVEL: INTERMEDIATE

ABBREVIATIONS

- Alt** = Alternate
- Beg** = Begin(ning)
- Center Dec (worked over 3 sts)** = Slip next 2 stitches as if to K2tog. K1, then pass slipped sts over knit st – center of 3 sts should be on top of decrease, 2 sts have been decreased
- Cont** = Continue(ity)
- K** = Knit
- K2tog** = Knit next 2 stitches together

- P** = Purl
- Rem** = Remain(ing)
- Rep** = Repeat
- Rnd(s)** = Round(s)
- Rep** = Repeat
- Ssk** = Slip next 2 stitches knitwise one at a time. Pass them back onto left-hand needle, then knit through back loops together
- St(s)** = Stitch(es)
- WS** = Wrong side

SIZES

To fit head circumference

6/12 months	17" [43 cm]
18/24 months	18" [45.5 cm]
3 to 5 years	19" [48 cm]
6 to 8 years	20" [51 cm]

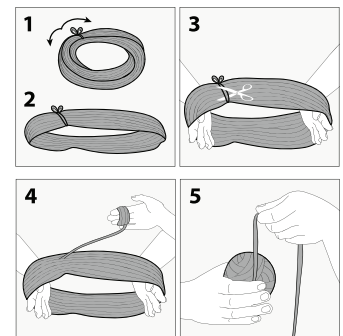
GAUGE

15 sts and 20 rows = 4" [10 cm] with larger needles in stocking stitch.

INSTRUCTIONS

Notes:

- Before working with Caron® x Pantone™ multi-shade yarn braid, separate each color link and wind into 5 separate balls.



- Each color link will be referenced by its Pantone™ number (see label)
- Designate each different shade of the 5 separate yarn balls as Contrast A, B, C, D and E as noted in Materials section (or as desired).
- Due to finite amount of yarn in each shade, pattern gauge must be matched to ensure successful results
- When working from charts, carry yarn not in use loosely across WS of work but never over more than 5 sts. When it must pass over more than 5 sts, weave it over and under color not in use. The colors are never twisted around one another.

The instructions are written for smallest size. If changes are necessary for larger size(s) the instructions will be written thus (). Numbers for each size are shown in the same color throughout the pattern. When only one number is given in black, it applies to all sizes.

With A and set of smaller double-pointed needles, cast on **56 (60-64-68)** sts. Divide sts onto

3 needles. Join in rnd, placing marker on first st.

1st rnd: *K2. P2. Rep from * around.

Rep last rnd (K2. P2) ribbing **5 (7-7-7)** times more. Break A.

Change to B and set of larger needles.

With B, knit **6 (6-6-8)** rnds.

Knit rnds 1 to **14 (14-16-16)** of Chart, reading rows from right to left, noting 4-st rep will be worked **14 (15-16-17)** times. Break B and C.

With D, shape top as follows:

1st rnd: *K**6 (6-7-7)**. Center Dec. K**5 (6-6-7)**. Rep from * around. **48 (52-56-60)** sts.

2nd and alt rnds: Knit.

3rd rnd: *K**5 (5-6-6)**. Center Dec. K**4 (5-5-6)**. Rep from * around. **40 (44-48-52)** sts.

5th rnd: *K**4 (4-5-5)**. Center Dec. K**3 (4-4-5)**. Rep from * around. **32 (36-40-44)** sts.

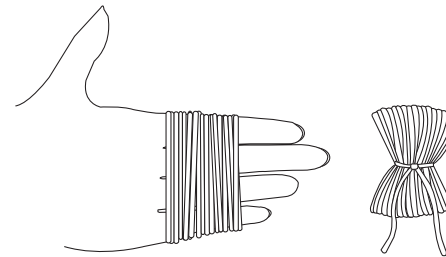
7th rnd: *K**3 (3-4-4)**. Center Dec. K**2 (3-3-4)**. Rep from * around. **24 (28-32-36)** sts.

9th rnd: *K**2 (2-3-3)**. Center Dec. K**1 (2-2-3)**. Rep from * around. **16 (20-24-28)** sts.

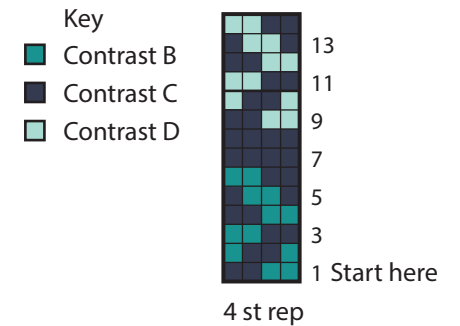
Sizes 3/5 yrs and 6/8 yrs only:
11th rnd: *K2. Center Dec. K**1(2)**. Rep from * around. **16 (20)** sts.

All sizes: Next rnd: *K2tog. Rep from * around. **8 (10-8-10)** sts. Break yarn, leaving a long end. Thread end through rem sts and draw up tightly. Fasten securely

Pompom: Wind E around 4 fingers approx 100 times. Remove from fingers and tie tightly in center. Cut through each side of loops. Trim to a smooth round shape. Sew to top of Hat.



Sizes **6/12** and **18/24** months



Sizes **3/5** and **6/8** yrs

