



CROCHET | SKILL LEVEL: **EASY**

## ABBREVIATIONS

**Approx** = Approximate(ly)  
**Beg** = Begin(ning)  
**Ch** = Chain(s)  
**Cont** = Continue(ity)  
**Hdc** = Half double crochet  
**Pat** = Pattern  
**Rem** = Remaining  
**Rep** = Repeat

**RS** = Right side  
**Sc** = Single crochet  
**Sctbl** = Single crochet through back loop only  
**Sl St** = Slip stitch  
**Sp(s)** = Space(s)  
**St(s)** = Stitch(es)  
**WS** = Wrong side

## SIZES

To fit bust measurement:

**XS/S** 8-34" [71-86.5 cm]  
**M** 36-38" [91.5-96.5 cm]  
**L** 40-42" [101.5-106.5 cm]  
**XL** 44-46" [112-117 cm]  
**2/3XL** 48-54" [122-137 cm]  
**4/5XL** 56-62" [142-157.5 cm]

Finished bust:

**XS/S** 40" [101.5 cm]  
**M** 43" [109 cm]  
**L** 46" [117 cm]  
**XL** 49" [124.5 cm]  
**2/3XL** 58" [47.5 cm]  
**4/5XL** 64" [162.5 cm]

## GAUGE

10 sts and 6½ rows = 4" [10 cm]  
in pat

## INSTRUCTIONS

The instructions are written for smallest size. If changes are necessary for larger size(s) the instructions will be written thus (.). Numbers for each size are shown in the same color throughout the pattern. When only one number is given in black, it applies to all sizes.

## BACK

**\*\*Ribbing:** Ch 8.

**1st row:** (RS). 1 sc in 2nd ch from hook. 1 sc in each ch to end of chain. Turn. 7 sc.

**2nd row:** Ch 1. 1 sctbl in each sc to end of row. Turn.

## MATERIALS

Caron® Tea Cakes™ (8.5 oz/240 g; 204 yds/186 m)

Sizes	XS/S	M	L	XL	2/3XL	4/5XL	
Ginger Spice (20002)	4	4	5	6	7	8	balls
Size U.S. L/11 (8 mm) crochet hook or size needed to obtain gauge.							

Rep last row until Ribbing measures approx **19 (21-23-24½-28-31½)" [48.5 (53.5-58.5-62-71-80) cm]**, when slightly stretched, ending on a WS row.

**Next row:** (RS). Ch 1. Work **51 (55-59-63-73-81)** sc evenly across long edge of Ribbing. Turn.

Proceed in pat as follows:

**Note:** Ch 2 at beg of row does not count as hdc.

**1st row:** (WS). Ch 2. 1 hdc in first sc. \*Skip next sc. 2 hdc in next sc. Rep from \* to last 2 sc. Skip next sc. 1 hdc in last sc. Turn. **50 (54-58-62-72-80)** sts.

**2nd row:** Ch 2. 1 hdc in first hdc. 2 hdc in first sp between first hdc and next group of 2 hdc. \*2 hdc in next sp between 2 groups of 2 hdc. Rep from \* across, ending with 2 hdc in next sp between last group of 2 hdc and last hdc. 1 hdc in last hdc. Turn.

**3rd row:** Ch 2. 1 hdc in first hdc. \*2 hdc in next sp between 2 groups of 2 hdc. Rep from \* across ending with 1 hdc in last hdc. Turn.

Rep 2nd and 3rd rows for pat until work from lower edge of

Ribbing measures **16 (16-16-16-17-17)" [40.5 (40.5-40.5-40.5-43-43) cm]**, ending on a WS row. Fasten off.

**Shape armholes: Next row:** (RS). Skip first **4 (4-4-6-8-10)** hdc. Join yarn with sl st to next hdc. Ch 2. 1 hdc in same sp as last sl st. 2 hdc in next sp between last hdc and next group of 2 hdc. (2 hdc in next sp between 2 groups of 2 hdc) **19 (21-23-23-26-28)** times. 1 hdc in next hdc. Turn. Leave rem hdc unworked. **42 (46-50-50-56-60)** sts.\*\*

Cont even in pat until work from lower edge of Ribbing measures **24 (24-25-25-26½-26½)" [61 (61-63.5-63.5-67.5-67.5) cm]**, ending on a WS row. Fasten off.

## FRONT

Work from \*\* to \*\* as given for Back.

Cont in pat until work from lower edge of Ribbing measures 6 rows less than Back to shoulder, ending on a WS row.

**Shape neck: 1st row:** (RS). Ch 2. 1 hdc in first hdc. 2 hdc in next sp

between last hdc and next group of 2 hdc. (2 hdc in next sp between 2 groups of 2 hdc) **6 (7-8-8-9-10)** times. **Turn.** Leave rem sts unworked.

**2nd row:** Ch 2 (counts as hdc). 1 hdc in first sp between 2 groups of 2 hdc. \*2 hdc in next sp between 2 groups of 2 hdc. Rep from \* across, ending with 1 hdc in last hdc. Turn.

**3rd row:** Ch 2. 1 hdc in first hdc. 2 hdc in next sp between last hdc and next group of 2 hdc. (2 hdc in next sp between 2 groups of 2 hdc) **4 (5-6-6-7-8)** times. 2 hdc in next sp between 2 groups of 2 hdc and last hdc. **Turn.** Leave rem sts unworked.

**4th row:** Ch 2 (counts as hdc). \*2 hdc in next sp between 2 groups of 2 hdc. Rep from \* across, ending with 1 hdc in last hdc. Turn.

**5th row:** Ch 2. 1 hdc in first hdc. 2 hdc in next sp between last hdc and next group of 2 hdc. (2 hdc in next sp between 2 groups of 2 hdc) **4 (5-6-6-7-8)** times. 1 hdc in top of ch 2. Turn. **12 (14-16-16-18-20)** sts.

**6th row:** Ch 2 (counts as hdc). 2 hdc in first sp between last hdc and next group of 2 hdc. \*2 hdc in next sp between 2 groups of 2 hdc. Rep from \* across, ending with 1 hdc in last hdc. Fasten off.

With RS facing, skip next **7 (7-7-7-8-8)** sps between 2 groups of 2 hdc.

**1st row:** (RS). Join yarn with sl st between last skipped group of 2 hdc and next group. (Ch 2. 1 hdc) in same sp (counts as 2 hdc). \*2 hdc in next sp between 2 groups of 2 hdc. Rep from \* across ending with 2 hdc in next sp between last group of 2 hdc and last hdc. 1 hdc in last hdc. Turn.

**2nd row:** Ch 2. 1 hdc in first hdc. (2 hdc in next sp between 2 groups of 2 hdc) **6 (7-8-8-10)** times. **Turn.** Leave rem sts unworked.

**3rd row:** Ch 2 (counts as hdc). \*2 hdc in next sp between 2 groups of 2 hdc. Rep from \* across ending with 2 hdc in next sp between last group of 2 hdc and last hdc. 1 hdc in last hdc. Turn.

**4th row:** Ch 2. 1 hdc in first hdc. (2 hdc in next sp between 2 groups of 2 hdc) **5 (6-7-7-9-9)** times. 1 hdc in last hdc. Turn.

**5th row:** As 3rd row.

**6th row:** Ch 2. 1 hdc in first hdc. \*2 hdc in next sp between 2 groups of 2 hdc. Rep from \* across ending with 2 hdc in next sp between last group of 2 hdc and last hdc. 1 hdc in last hdc. **12 (14-18-18-22-22)** sts. Fasten off.

## SLEEVES

**Ribbing:** Ch 8.

**1st row:** (RS). 1 sc in 2nd ch from hook. 1 sc in each ch to end of chain. Turn. 7 sc.

**2nd row:** Ch 1. 1 sctbl in each sc to end of row. Turn.

Rep last row until Ribbing measures approx **10 (10-11-11-12-12)" [25.5 (25.5-28-28-30.5-30.5) cm]**, when slightly stretched, ending on a WS row.

**Next row:** (RS). Ch 1. Work **31 (31-35-35-39-39)** sc evenly across long edge of Ribbing. Turn.

Proceed in pat as follows: See diagrams on page 4.

**Note:** Ch 2 at beg of row does not count as hdc.

**1st row:** (WS). Ch 2. 1 hdc in first sc. \*Skip next sc. 2 hdc in next sc. Rep from \* to last 2 sc. Skip next sc. 1 hdc in last sc. Turn. **30 (30-34-34-38-38)** sts.

**2nd row:** Ch 2. 1 hdc in first hdc. 2 hdc in first sp between first hdc and next group of 2 hdc. \*2 hdc in next sp between 2 groups of 2 hdc. Rep from \* across ending with 2 hdc in next sp between last group of 2 hdc and last hdc. 1 hdc in last hdc. Turn.

**3rd row:** Ch 2. 1 hdc in first hdc. \*2 hdc in next sp between 2 groups of 2 hdc. Rep from \* across ending with 1 hdc in last hdc. Turn.

Rep 2nd and 3rd rows for pat **3 (3-3-2-2-2)** times more.

**Shape sides:** **1st row:** Ch 2. 2 hdc in first hdc. 2 hdc in first sp between last hdc and next group of 2 hdc. \*2 hdc in next sp between 2 groups of 2 hdc. Rep from \* across ending with 2 hdc in last sp between last group

of 2 hdc and last hdc. 2 hdc in last hdc. Turn.

**2nd and 3rd rows:** Ch 2. 1 hdc in first hdc. \*2 hdc in next sp between 2 groups of 2 hdc. Rep from \* across ending with 1 hdc in last hdc. Turn.

Rep last 3 rows 5 times more. **44 (44-48-48-52-52)** sts.

Cont even in pat until Sleeve from lower edge of Ribbing measures **18½ (18-17-17-17-17)" [47 (45.5-43-43-43-43) cm]**, ending on a WS row. Place markers at each end of last row.

Work a further **2 (2-2-4-4-6)** rows even in pat. Fasten off.

## FINISHING

**Neckband:** Sew right shoulder seam.

Ch 6.

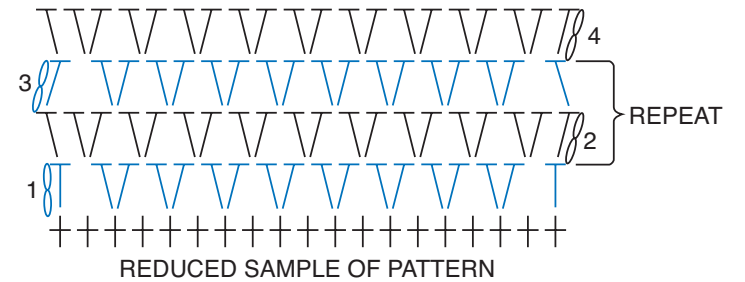
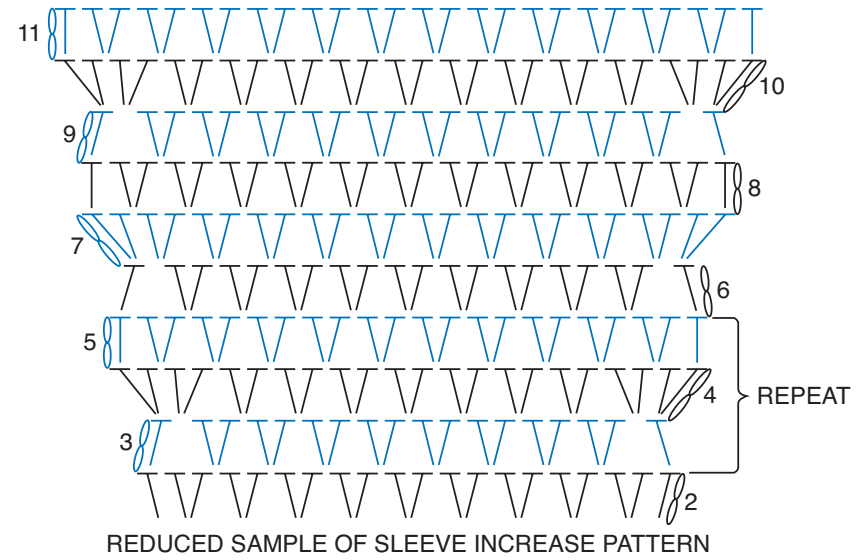
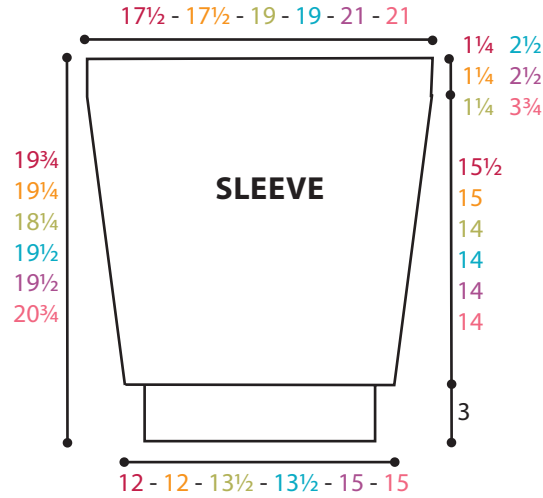
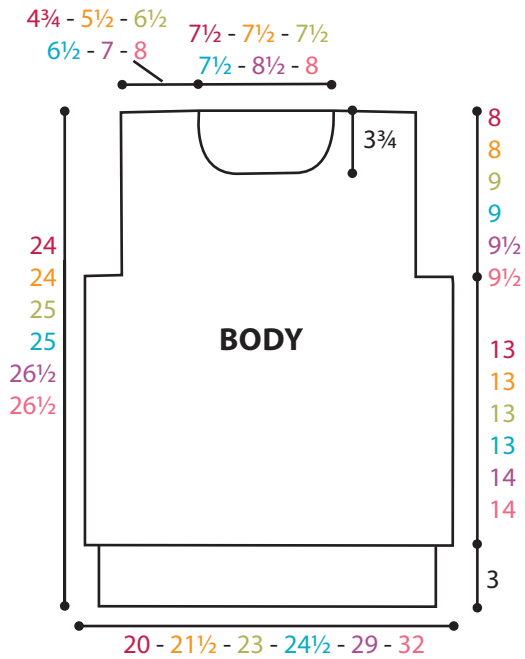
**1st row:** (RS). 1 sc in 2nd ch from hook. 1 sc in each ch to end of chain. Turn. 5 sc.

**2nd row:** Ch 1. 1 sctbl in each sc to end of row. Turn.

Rep last row until Ribbing measures length to fit around neck edge, when slightly stretched, sewing in place as you work. Sew left shoulder and neckband seam.

Sew in sleeves placing rows above markers along unworked sts of Front and Back to form square armholes. Sew side and sleeve seams.





**STITCH KEY**

○ = chain (ch)

┆ = half double crochet (hdc)