



MEASUREMENTS

Approx 30" x 28" [76 x 71 cm],
excluding hanging loop.

INSTRUCTIONS

Tips:

- Text in bold refers to knots illustrated with diagrams.
- Tape dowel to work surface for ease of working.
- **Do not** tie knots too tightly. Tighten strands just enough to secure knot.

Wall Hanging

1. Cut 20 cords approx. 2 yds [1.8 m]; 2 cords 3 yds [2.75 m]; and 2 cords 4 yds [3.65 m].
2. Fold both 4 yds [3.65 m] cords having one side 3 yds [2.75 m] and other side 1 yd [0.9 m]. Tie onto dowel using **Lark's Head Knot** and having both 1 yd [0.9 m] cords in center and 3 yds [2.75 m] cords on outside.

3. Work **Square Knot** until piece measures 24" [61 cm]. Un-ply each loose cord by twisting cord clockwise until plies loosen, separating ply from the cut end up to knot. Comb fringe and trim evenly.
4. Fold 10 of the 2 yds [1.8 m] cords in half. Using **Lark's Head**, tie 5 cords to each side of center **Square Knot** section. Un-ply middle 2 cords of these sections by twisting cord clockwise until plies loosen, separating ply from the cut end up to knot. Comb fringe and trim evenly.
5. Fold both 3 yds [2.75 m] cords having one side 3 yds [2.75 m] and other side 1 yd [0.9 m].
6. With 1 yd [0.9 m] cords as knot bearers, work **Vertical Half Hitch Left-Right** until each piece measures 16" [40.5 cm]. Un-ply ends by twisting cord clockwise until plies loosen, separating ply from the cut end up to knot. Comb fringe and trim evenly.

MATERIALS


Bernat® Macrame™ (8.8 oz/250 g; 44 yds/40 m)

Natural (66001)


2 balls

Approx 30" [76 cm] dowel or found branch. Hair comb for fringe.



7. Fold last 10 of the 2 yds [1.8 m] cords in half. Using **Lark's Head**, tie 5 to each side of **Vertical Half Hitch Left-Right** sections previously worked. Un-ply middle 2 cords of these sections by twisting cord clockwise until plies loosen, separating ply from the cut end up to knot. Comb fringe and trim evenly.
8. Trim bottom edge as shown in photo.



Lark's Head





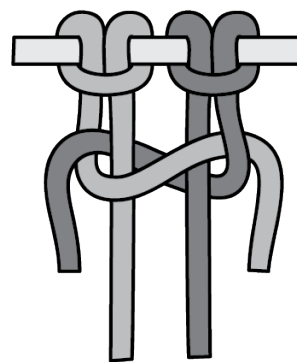
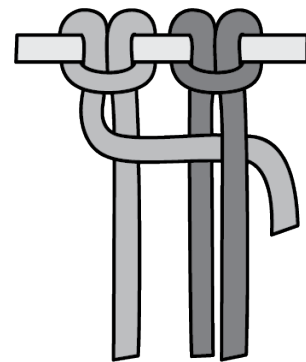
Overhand Knot



Vertical Half-Hitch Left-Right

Hanging Loop

1. Cut 50" [127 cm] cord. Tie ends to dowel at either side of work using **Overhand Knot**.
2. Tie end of cords with **Overhand Knot** 5" [12.5 cm] down from top.



Square Knot