

VERSION 1

Ornament 3



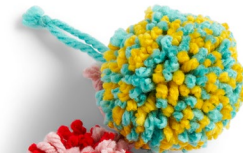
Ornament 2

Ornament 1

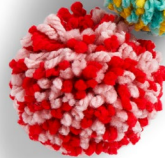


VERSION 2

Ornament 1



Ornament 2



Ornament 3



CRAFT | SKILL LEVEL: **BEGINNER**

MEASUREMENT

Approx 3½" [9 cm] diameter.

INSTRUCTIONS

Version 1

Ornament 1: Use A and B.

Ornament 2: Use B and C.

Ornament 3: Use C and D.

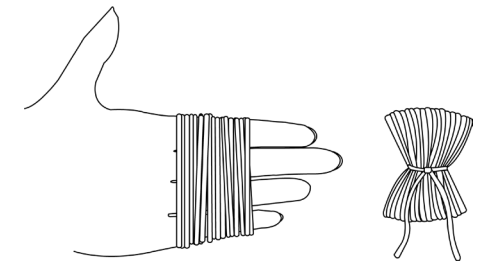
Version 2

Ornament 1: Use A and B.

Ornament 2: Use C and D.

Ornament 3: Use E and F.

Pom-pom: Wind Colors 1 and 2 together around 4 fingers approx 100 times. Remove from fingers. Tie tightly in the middle with 1 strand of any color and leave 2 long ends for hanging loop. Cut loops at both ends and trim to smooth round shape. Tie 2 long ends for hanging loop.



MATERIALS

Bernat® Softee Chunky™ (3.5 oz/100 g; 108 yds/99 m)

Version 1

Contrast A White (28005)	1 ball
Contrast B Berry Red (28705)	1 ball
Contrast C Wine (28532)	1 ball
Contrast D Eucalyptus (28247)	1 ball

Version 2

Contrast A Glowing Gold (28607)	1 ball
Contrast B Seagreen (28219)	1 ball
Contrast C Berry Red (28705)	1 ball
Contrast D Gray Rose (28800)	1 ball
Contrast E Emerald (28200)	1 ball
Contrast F White (28005)	1 ball

Scissors. Darning needle.

