



## SIZES

### Width around palm:

2/4 yrs 5¼" [13 cm] Woman 8" [20.5 cm]  
 6/8 yrs 6" [15 cm] Man 9½" [24 cm]  
 10/12 yrs 7" [18 cm]



Sizes 4 mm (U.S. 6) and 4.5 mm (U.S. 7) knitting needles **or size needed to obtain gauge.** Stitch holder.

## MATERIALS



### Bernat® Super Value™

(197 g/7 oz; 389 m/426 yds)



#### Boy Version

 **Main Color (MC)** 1 ball  
 Bright Yellow (00608)  
 **Contrast A** 1 ball  
 Black (07421)



#### Girl Version

 **Main Color (MC)** 1 ball  
 Black (07421)  
 **Contrast A** 1 ball  
 Bright Yellow (00608)

#### Woman Version

 **Main Color (MC)** 1 ball  
 Redwood Heather (53522)  
 **Contrast A** 1 ball  
 True Grey (53044)

#### Man Version

 **Main Color (MC)** 1 ball  
 Black (07421)  
 **Contrast A** 1 ball  
 True Grey (53044)

## GAUGE

19 sts and 25 rows = 4" [10 cm] with larger needles in stocking st.

## ABBREVIATIONS

[www.bernat.com/abbreviations](http://www.bernat.com/abbreviations)

**Alt** = Alternate(ing)  
**Beg** = Beginning  
**Cont** = Continue(ity)  
**Dec** = Decrease(ing)  
**Inc1** = Increase 1 stitch by knitting into front and back of next stitch.  
**K** = Knit  
**K2tog** = Knit next 2 stitches together  
**P** = Purl  
**Pat** = Pattern  
**P2tog** = Purl next 2 stitches together  
**Rem** = Remaining  
**Rep** = Repeat  
**RS** = Right side  
**Ssk** = Slip next 2 stitches knitwise one at a time. Pass them back onto left-hand needle, then knit through back loops together.  
**St(s)** = Stitch(es)  
**Tog** = Together  
**WS** = Wrong side

## INSTRUCTIONS

The instructions are written for smallest size. If changes are necessary for larger sizes the instructions will be written thus ( ). Numbers for each size are shown in the same color throughout the pattern. When only one number is given in black, it applies to all sizes.

**Stripe Pat** (worked in stocking st)

**With A:** 2 rows.

**With MC:** 2 rows.

These 4 rows form Stripe Pat.

## RIGHT MITTEN

\*\*With smaller needles and A, cast on 27 (31-35-37-43) sts.

**1st row:** K1. \*P1. K1. Rep from \* to end of row.

**2nd row:** P1. \*K1. P1. Rep from \* to end of row. Rep last 2 rows of (K1. P1) ribbing for 1½ (2-2½-3)" [4 (5-5-6-7.5) cm], ending on a 2nd row and dec 1 st at center of last row. **26 (30-34-36-42) sts.**

**Sizes 2/4, 6/8 and 10/12 only:** Change to larger needles and work 4 (6-6) rows of Stripe Pat.\*\*

**Sizes Woman and Man only:** Change to larger needles, MC and proceed in stocking st for (6-8) rows.\*\*

**All sizes: Shape thumb gusset:** Keeping cont of Stripe Pat for sizes 2/4, 6/8 and 10/12 or with MC only for Woman and Man sizes, proceed as follows:

**1st row:** (RS). K15 (17-19-20-23). (Inc1) twice. Knit to end of row.

**2nd and alt rows:** Purl.

**3rd row:** K15 (17-19-20-23). Inc1. K2. Inc1. Knit to end of row.

**5th row:** K15 (17-19-20-23). Inc1. K4. Inc1. Knit to end of row. **32 (36-40-42-48) sts.**

**6th row:** Purl.

**Sizes 6/8, 10/12, Woman and Man only: 7th row:** K(17-19-20-23). Inc1. K6. Inc1. Knit to end of row. **(38-42-44-50) sts.**

**8th row:** Purl.

**Sizes 10/12, Woman and Man only: 9th row:** K(19-20-23). Inc1. K8. Inc1. Knit to end of row. **(44-46-52) sts.**

**10th row:** Purl.

**Sizes Woman and Man only: 11th row:** K(20-23). Inc1. K10. Inc1. Knit to end of row. **(48-54) sts.**

**12th row:** Purl.



**Size Man only: 13th row:** K23. Inc1. K12. Inc1. Knit to end of row. 56 sts.  
**14th row:** Purl.

**All sizes: Next row:** (RS). K21 (25-29-32-37). **Turn.** Cast on 2 sts. Slip rem sts onto st holder.

\*\*\***Sizes 2/4, 6/8 and 10/12 only: Thumb: Next row:** P10 (12-14). **Turn.** Leave rem sts on st holder.

Cont in stocking st on these 10 (12-14) sts until Thumb from cast on row measures 1 (1½-2)" [2.5 (4-5) cm], ending with a purl row.

**Next row:** (RS). \*K2tog. Rep from \* to end of row. 5 (6-7) sts.

\*\*\***Sizes Woman and Man only: Thumb: Next row:** P(16-18). **Turn.** Leave rem sts on st holder.

Cont in stocking st with MC on these (16-18) sts until Thumb from cast on row measures (2¼-2½)" [ (5.5-6) cm], ending with a knit row. Break MC.

With A, purl 1 row.

**Next row:** (RS). \*With A, K2tog. Rep from \* to end of row. (8-9) sts.

**Next row:** (P2tog) 4 times. P(0-1). (4-5) sts.

**All sizes:** Break yarn, leaving a long end. Thread end through rem 5 (6-7-4-5) sts. Draw up and fasten securely. Sew Thumb seam.

With RS of work facing, join appropriate yarn to rem sts on st holder and knit to end of row.

**Next row:** Purl, picking up 2 sts purlwise at base of Thumb. 26 (30-34-36-42) sts.

Cont in Stripe Pat for sizes 2/4, 6/8 and 10/12 or with MC only for **Woman** and **Man** sizes until work after ribbing measures 3½ (4½-5½-6-6½)" [9 (11.5-14-15-16.5) cm], ending with a purl row. Break MC.

**Shape top: 1st row:** (RS). With A, K1. [K1. ssk. K6 (8-10-11-14). K2tog. K1] twice. K1. 22 (26-30-32-38) sts.

**2nd and alt rows:** Purl.

**3rd row:** K1. [K1. ssk. K4 (6-8-9-12). K2tog. K1] twice. K1. 18 (22-26-28-34) sts.

**5th row:** K1. [K1. ssk. K2 (4-6-7-10). K2tog. K1] twice. K1. 14 (18-22-24-30) sts.

**Sizes 6/8, 10/12, Woman and Man only: 6th row:** Purl.

**7th row:** K1. [K1. ssk. K(2-4-5-8). K2tog. K1] twice. K1. (14-18-20-26) sts.

**Sizes 10/12, Woman and Man only: 8th row:** Purl

**9th row:** K1. [K1. ssk. K(2-3-6). K2tog. K1] twice. K1. (14-16-22) sts.

**Size Man only: 10th row:** Purl.

**11th row:** K1. [K1. ssk. K4. K2tog. K1] twice. K1. 18 sts.

**All sizes:** Graft 2 sets of 7 (7-7-8-9) sts tog. Sew side seam.\*\*\*

## LEFT MITTEN

Work from \*\* to \*\* as given for Right Mitten.

**All sizes:** Keeping cont of Stripe Pat for sizes 2/4, 6/8 and 10/12 or with MC only for **Woman** and **Man** sizes, proceed as follows:

**Shape thumb gusset: 1st row:** K11 (13-15-16-19). (Inc1) twice. Knit to end of row.

**2nd and alt rows:** Purl.

**3rd row:** K11 (13-15-16-19). Inc1. K2. Inc1. Knit to end of row.

**5th row:** K11 (13-15-16-19). Inc1. K4. Inc1. Knit to end of row. 32 (36-40-42-48) sts.

**6th row:** Purl.

**Sizes 6/8, 10/12, Woman and Man only: 7th row:** K(13-15-16-19). Inc1. K6. Inc1. Knit to end of row. (38-42-44-50) sts.

**8th row:** Purl.

**Sizes 10/12, Woman and Man only: 9th row:** K(15-16-19). Inc1. K8. Inc1. Knit to end of row. (44-46-52) sts.

**10th row:** Purl.

**Sizes Woman and Man only: 11th row:** K(16-19). Inc1. K10. Inc1. Knit to end of row. (48-54) sts.

**12th row:** Purl.

**Size Man only: 13th row:** K19. Inc1. K12. Inc1. Knit to end of row. 56 sts.  
**14th row:** Purl.

**All sizes: Next row:** (RS). K17 (21-25-28-33). **Turn.** Cast on 2 sts. Slip rem sts onto st holder.

Work from \*\*\* to \*\*\* as given for Right Mitten.

Grafting Diagram

