



## ABBREVIATIONS

[www.bernat.com/abbreviations](http://www.bernat.com/abbreviations)







<b>Beg</b> = Beginning	<b>Rep</b> = Repeat
<b>Ch</b> = Chain	<b>Rnd(s)</b> = Round(s)
<b>Cont</b> = Continue(ity)	<b>RS</b> = Right side
<b>Hdc</b> = Half double crochet	<b>Sc</b> = Single crochet
<b>Hdc2tog</b> = (Yoh and draw up a loop in next stitch) twice. Yoh and draw through all loops on hook.	<b>Sl St</b> = Slip stitch
<b>Pat</b> = Pattern	<b>Sp(s)</b> = Space(s)
<b>Rem</b> = Remaining	<b>St(s)</b> = Stitch(es)
	<b>Tog</b> = Together
	<b>WS</b> = Wrong side
	<b>Yoh</b> = Yarn over hook

## SIZES

To fit width around palm:

<b>Small:</b> 2/4 yrs	5¼" [13 cm]	<b>Large: Adult</b>	8" [20.5 cm]
<b>Medium:</b> 6/8 yrs	6" [15 cm]	<b>Extra-Large: Adult</b>	9½" [24 cm]

## MATERIALS

Bernat® Satin™ (100 g/3.5 oz; 182 m/200 yds)					
Sizes	2/4	6/8	L	XL	
<b>Version I (Striped Version)</b>					
 <b>Main Color (MC)</b> Grey Mist Heather (04045)	1	1	1	1	<b>ball</b>
 <b>Contrast A</b> Goldenrod (04609)	1	1	1	1	<b>ball</b>
<b>Version II (Color Block Version)</b>					
 <b>Main Color (MC)</b> Grey Mist Heather (04045)	1	1	1	1	<b>ball</b>
 <b>Contrast A</b> Goldenrod (04609)	1	1	1	1	<b>ball</b>
<b>Version III (Solid Version)</b>					
 <b>Main Color (MC)</b> Grey Mist Heather (04045)	1	1	1	1	<b>ball</b>
 or Goldenrod (04609)					
Size 5 mm (U.S. H/8) crochet hook <b>or size needed to obtain gauge.</b> Stitch marker.					

## GAUGE

13 hdc and 11 rows = 4" [10 cm].

## INSTRUCTIONS

The instructions are written for smallest size. If changes are necessary for larger sizes the instructions will be written thus ( ). Numbers for each size are shown in the same color throughout the pattern. When only one number is given in black, it applies to all sizes.

**Note:** Ch 2 at beg of rnd does **not** count as hdc.

When joining colors, work to last 2 loops on hook of first color. Draw new color through last 2 loops and proceed.

Do **not** break colors at end of rnd. Carry color not in use.

**MITTENS** (make 2 alike)

**Version I (Striped Version)**

### Stripe Pat

With MC, work 1 rnd.

With A, work 1 rnd.

These 2 rnds form Stripe Pat

**\*\*Cuff:** With MC, ch 9 (9-14-14).

**1st row:** (RS). Working in back loops only, 1 sl st in 2nd ch from hook. 1 sl st in each ch across. Turn. 8 (8-13-13) sts.

**2nd row:** Working in back loops only, 1 sl st in each of next 8 (8-13-13) sl st. Turn.

Rep 2nd row until work from beg measures 4 (5-6-7)" [10 (12.5-15-18) cm], ending on a WS row.

**Do not** fasten off.

**Join back seam:** Working in back loops only, sl st last row and rem loops of foundation ch tog. Do **not** fasten off. Turn work and proceed as follows:\*\*



\*\*\*Mittens: Beg working in rnds: **1st rnd:** Ch 1. Work **18 (22-28-34)** sc evenly around. Join A with sl st to first sc.

**2nd rnd:** With A, ch 2. 1 hdc in each st around. Join MC with sl st to first hdc.

Keeping cont of Stripe Pat, rep 2nd rnd **1 (1-2-3)** time(s) more, then proceed as follows:

**Shape thumb gusset: 1st rnd:** Ch 2. 1 hdc in each of next **8 (10-13-16)** hdc. 2 hdc in each of next 2 hdc. 1 hdc in each hdc to end of rnd. Join with sl st to first hdc. **20 (24-30-36)** hdc.

**2nd rnd:** Ch 2. 1 hdc in each of next **8 (10-13-16)** hdc. 2 hdc in next hdc. 1 hdc in each of next 2 hdc. 2 hdc in next hdc. 1 hdc in each hdc to end of rnd. Join with sl st to first hdc. **22 (26-32-38)** hdc.

**3rd rnd:** Ch 2. 1 hdc in each of next **8 (10-13-16)** hdc. 2 hdc in next hdc. 1 hdc in each of next 4 hdc. 2 hdc in next hdc. 1 hdc in each hdc to end of rnd. Join with sl st to first hdc. **24 (28-34-40)** hdc.

**Sizes Large and Extra-Large only: 4th rnd:** Ch 2. 1 hdc in each of next **(13-16)** hdc. 2 hdc in next hdc. 1 hdc in each of next 6 hdc. 2 hdc in next hdc. 1 hdc in each hdc to end of rnd. Join with sl st to first hdc. **(36-42)** hdc.

**All Sizes: Next rnd:** Ch 2. 1 hdc in each of next **9 (11-14-17)** hdc. Ch 2. Place marker on 2nd ch. Miss next **6 (6-8-8)** hdc. 1 hdc in each hdc to end of rnd. Join with sl st to first hdc.

**Next rnd:** Ch 2. 1 hdc in each of next **9 (11-14-17)** hdc. 1 hdc in each of next 2 ch. 1 hdc in each hdc to end of rnd. Join with sl st to first hdc. **20 (24-30-36)** hdc.

**Next rnd:** Ch 2. 1 hdc in each hdc around. Join with sl st to first hdc. Rep last rnd until work after Cuff measures **3½ (4½-6-6½)" [9 (11.5-15-16.5) cm]**.

**Shape top: 1st rnd:** Ch 2. [1 hdc in each of next **3 (4-3-4)** hdc. Hdc2tog] **4 (4-6-6)** times. Join with sl st to first hdc. **16 (20-24-30)** sts.

**2nd rnd:** Ch 2. [1 hdc in each of next **2 (3-2-3)** hdc. Hdc2tog] **4 (4-6-6)** times. Join with sl st to first hdc. **12 (16-18-24)** sts.

**Sizes Medium, Large and Extra-Large only: 3rd rnd:** Ch 2. [1 hdc in each of next **(2-1-2)** hdc. Hdc2tog] **(4-6-6)** times. Join with sl st to first hdc. **(12-12-18)** sts.

**Size Extra-Large only: 4th rnd:** Ch 2. (1 hdc in next hdc. Hdc2tog) 6 times. Join with sl st to first hdc. 12 sts.

**All Sizes:** Fasten off, leaving a long end. Draw end tightly through rem sts and fasten securely.

**Thumb:** Join appropriate yarn with sl st at marker. Ch 1. 1 sc in each rem loop of ch-2 sp. 1 sc in each of next **6 (6-8-8)** hdc. Join with sl st to first sc. **8 (8-10-10)** sc.

Cont working in Stripe Pat:

**Next rnd:** Ch 2. 1 hdc in each hdc around. Join with sl st to first hdc. Rep last rnd until Thumb from marker measures **1½ (1½-2-2½)" [4 (4-5-6) cm]**.

**Next rnd:** Ch 2. (Hdc2tog) **4 (4-5-5)** times. Join with sl st to first st. **4 (4-5-5)** sts.

Fasten off, leaving a long end. Draw end tightly through rem sts.\*\*\*

#### Version II (Color Block Version)

With MC, work from \*\* to \*\* as given for Version I.

With A, work from \*\*\* to \*\*\* as given for Version I, omitting all references to color changes.

#### Version III (Solid Version)

Work as for Version I, omitting all references to color changes.