

BERNAT® DONUT DISHCLOTH | KNIT



 KNIT | SKILL LEVEL: INTERMEDIATE

MEASUREMENT

Approx 8" [20.5 cm] square.

GAUGE: 20 sts and 26 rows = 4" [10 cm]
in stocking stitch.

INSTRUCTIONS

Note: When working from chart, wind small balls of the colors to be used, one for each separate area of color in the design. When changing colors, wind the 2 colors around each other where they meet, on WS, to avoid a hole.

With MC, cast on 41 sts.


Work rows 1 to 50 of Chart, reading RS rows from right to left and WS rows from left to right, noting first row is WS (knit).

Cast off knitwise (WS).






Finishing

With C, embroider Sprinkles as shown in picture using straight stitch.

Chart



Key

-  = Main Color (MC)
-  = Contrast A
-  = Contrast B
-  = Knit on RS rows, purl on WS rows.
-  = Purl on RS rows, knit on WS rows.

MATERIALS

Bernat® Handicrafter® Cotton

(Solids: 1.75 oz/50 g; 80 yds/73 m; Twists: 1.5 oz./42.5 g; 68 yds/62 m)

Main Color (MC) Hot Blue (01742) **1 ball**

Contrast A Jute (01085) **1 ball**

Contrast B Tangerine (01699) **1 ball**

Contrast C Candy Sprinkles Twists (03742) **1 ball**

Size U.S. 7 (4.5 mm) knitting needles **or size needed to obtain gauge.**

ABBREVIATIONS:

Approx = Approximate(ly)

RS = Right side

St(s) = Stitch(es)

WS = Wrong side