



### GAUGE

18 sts and 32 rows = 4" [10 cm] in garter st.

### ABBREVIATIONS

[www.bernat.com/abbreviations](http://www.bernat.com/abbreviations)

**Alt** = Alternate(ing).      **Rep** = Repeat.  
**Approx** = Approximately.      **RS** = Right side.  
**K** = Knit.      **St(s)** = Stitch(es).  
**Pat** = Pattern.      **Tog** = Together.  
**Rem** = Remain(ing).      **WS** = Wrong side.

### INSTRUCTIONS

With MC, cast on 15 sts.

**1st row:** (WS). Knit.

Proceed in pat as follows:

**1st row:** (RS). With MC, K14. **Turn.** Leave rem st unworked.

**2nd and alt rows:** Knit.

**3rd row:** K12. **Turn.** Leave rem sts unworked.

**5th row:** K10. **Turn.** Leave rem sts unworked.

**7th row:** K8. **Turn.** Leave rem sts unworked.

**9th row:** K6. **Turn.** Leave rem sts unworked.

**11th row:** K4. **Turn.** Leave rem sts unworked.

**13th and 14th rows:** With A, knit across all 15 sts.

Rep last 14 rows 10 times more, then rep 1st to 13th rows once.

With A, cast off knitwise (WS).

### FINISHING

Weave a length of A through center sts and pull in tightly to close circle as shown in picture. Sew cast on and cast off edges tog, leaving ridge of A prominent on RS of work.

With A, cast on 15 sts for hanging loop. Cast off. Fold loop in half and sew to outer edge at seam.


### MEASUREMENTS

Approx 8" [20.5 cm] diameter.


### MATERIALS

Bernat® Handicrafter® Cotton (50 g/1.75 oz; 73 m/80 yds)


#### Main Color (MC)

 **Banana Yellow** (00089)

 or **Hot Orange** (13628)

 or **Hot Green** (13712)      **1 ball or 17 m/19 yds**

#### Contrast A

 **White** (00001)      **1 ball or 17 m/19 yds**

Size 4.5 mm (U.S. 7) knitting needles or size needed to obtain gauge.