



MATERIALS

Bernat® Forever Fleece Tweeds™ (8.8 oz/250 g; 158 yds/ 145 m)
 Rose Hip Tweed (79009) **5 balls or 721 yds/659.5 m**

Size U.S. 13 [9 mm] Susan Bates® circular knitting needle 36" [91.5 cm] long **or size needed to obtain gauge.** Susan Bates® yarn needle.
 Size U.S. L/11 (8 mm) Susan Bates® Silvalume® crochet hook for fringe.



KNIT I SKILL LEVEL: **BEGINNER**

ABBREVIATIONS

Approx = Approximately

Cont = Continue(ity)

K = Knit

M1 = Make 1 stitch by picking up horizontal loop lying between next 2 stitches and knitting into back of loop

P = Purl

Pat = Pattern

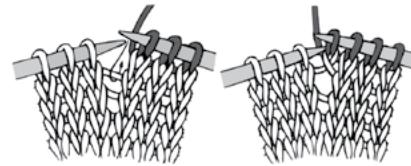
Rep = Repeat

RS = Right side

St(s) = Stitch(es)

Tog = Together

WS = Wrong side



MEASUREMENTS

Approximately (Approx) 27" x 54"
 [68.5 x 137 cm], excluding fringe.

GAUGE

11 stitches (sts) and 16 rows = 4"
 [10 cm] in stockinette stitch.

INSTRUCTIONS

Cast on 61 sts.

Do not join and work back and forth across needle in rows as follows:

Knit 4 rows (garter st) noting first row is Wrong Side (WS).

Next row: (WS). Knit 13 (K13). *Make 1 (M1 – see abbreviations). K12. Repeat (Rep) from * to end of row. 65 sts (multiple of 8 sts + 9).

Proceed in pattern (pat) as follows (see chart on page 2):

1st row: (Right Side - RS). Knit.

2nd row: K7. Purl 3 (P3). *K5. P3. Rep from * to last 7 sts. K7.

3rd row: K3. P4. K3. *P5. K3. Rep from * to last 7 sts. P4. K3.

4th row: As 2nd row.

5th row: Knit.

6th row: K3. P3. *K5. P3. Rep from * to last 3 sts. K3.

7th row: K6. *P5. K3. Rep from * to last 3 sts. K3.

8th row: As 6th row.

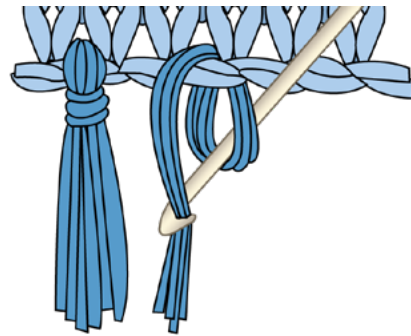
These 8 rows form Basketweave Pat.

Continue (Cont) in Basketweave Pat until Throw measures approx 50" [127 cm], ending on a 3rd or 7th row of pat.

Next row: (WS). K13. *Knit next 2 sts together (K2tog). K11. Rep from * to end of row. 61 sts.
Knit 3 rows (garter st).
Cast off knitwise (WS).

FRINGE

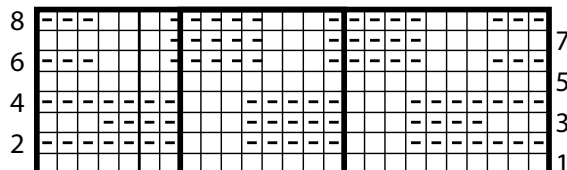
Cut 21" [53.5 cm] lengths of yarn. Taking 3 strands together (tog), knot into fringe evenly across cast on and cast off edges. Trim fringe evenly.



Key

□ = Knit on RS rows. Purl on WS rows.

◻ = Purl on RS rows. Knit on WS rows.



8-st rep

Start Here