



MATERIALS

Bernat® Blanket Perfect Phasing™ (10.5 oz/300 g; 220 yds/201 m)
 Deep Black (43001) **4 balls**

Size U.S. 11 (8 mm) Susan Bates Silvalume circular knitting needle 36" (91.5 cm) long **or size needed to obtain gauge.** Susan Bates® yarn needle.



KNIT | SKILL LEVEL: **BEGINNER**

ABBREVIATIONS

Approx =	K2tog = Knit next	St(s) = Stitch(es)
Approximately	2 stitches together	Yo = Yarn over
Beg = Beginning	Pat = Pattern	
K = Knit	Rep = Repeat	

MEASUREMENTS

Approx 45" x 65" [114.5 x 165 cm]

GAUGE

9 sts and 16 rows = 4" [10 cm] in Eyelet Pat.

INSTRUCTIONS

Notes:

- Beg working from darkest end of yarn at bottom edge of Blanket.
- To maintain ombre effect join next ball from opposite end so shades match (lightest end to lightest end or darkest end to darkest end) as necessary, resulting in a fade from dark-to-light to light-to-dark, and back again across the Blanket.
- Blanket should start and end with darkest shade.
- Blanket is reversible. There is no right or wrong side.

BLANKET




Cast on 102 stitches (sts) (multiple of 3 sts). **Do not** join. Working back and forth across needle in rows, proceed as follows:

1st row: *Knit 1 (K1). Yarn over (yo). Knit next 2 stitches together (K2tog). Repeat (Rep) from * to end of row.

Rep last row for Easy Eyelet Pat until Blanket measures 65" [152.5 cm].

Cast off.

 1 Start here

- Key
-  = Knit
 -  = yo
 -  = K2tog

