



MATERIALS

Bernat® Softee® Chunky™
(100 g/3.5 oz; 99 m/108 yds)

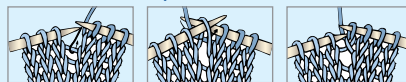
Sizes	2	4	6	8	10	12
Main Color (MC) Ultra Blue (28742)	4	4	4	5	5	6
Contrast A White (28005)	1	1	1	1	1	1
Contrast B Royal Blue (28134)	1	1	1	1	1	1
Contrast C Hot Blue (28725)	1	1	1	1	1	1

Sizes 6.5 mm (U.S. 10½) and 8 mm (U.S. 11) circular knitting needles 24" [60 cm] long. Set of four sizes 6.5 mm (U.S. 10½) and 8 mm (U.S. 11) double-pointed knitting needles **or size needed to obtain gauge.** Separating zipper **16 (16-18-20-20-22)" [40 (40-45-50-50-55) cm]** long. 5 st holders.

ABBREVIATIONS

www.bernat.com/abbreviations

- Alt** = Alternate(ing)
- Beg** = Beginning
- Cont** = Continue(ity)
- Dec** = Decrease(ing)
- Inc(s)** = Increase 1 stitch by knitting into front and back of next stitch
- K** = Knit
- K2tog** = Knit next 2 stitches together
- M1** = Make 1 stitch by picking up horizontal loop lying before next stitch and knitting into back of loop



- P** = Purl
- P2tog** = Purl next 2 stitches together
- P2togtbl** = Purl next 2 stitches together through back loops
- Pat** = Pattern
- Rem** = Remaining
- Rep** = Repeat
- Rnd(s)** = Round(s)
- RS** = Right side
- Ssk** = Slip next 2 stitches knitwise one at a time. Pass them back onto left-hand needle, then knit through back loops together
- St(s)** = Stitch(es)
- WS** = Wrong side

SIZES

To fit chest measurement

2	21" [53.5 cm]
4	23" [58.5 cm]
6	25" [63.5 cm]
8	26½" [67.5 cm]
10	28" [71 cm]
12	30" [76 cm]

Finished chest

2	26" [66 cm]
4	29" [73.5 cm]
6	30" [76 cm]
8	32" [81.5 cm]
10	34" [86.5 cm]
12	36½" [92.5 cm]

GAUGE

11 sts and 14 rows = 4" [10 cm] with larger needles in stocking st.

INSTRUCTIONS

The instructions are written for smallest size. If changes are necessary for larger sizes the instructions will be written thus (). Numbers for each size are shown in the same color throughout the pattern. When only one number is given in black, it applies to all sizes.

Note: Body is worked in one piece to armholes.

BODY

With MC and smaller circular needle, cast on **71 (79-81-87-93-99)** sts. **Do not** join. Working back and forth across needle in rows, proceed as follows:

1st row: (RS). K1. *P1. K1. Rep from * to end of row.

2nd row: P1. *K1. P1. Rep from * to end of row. Rep last 2 rows of (K1. P1) ribbing for 2" [5 cm], ending with a 2nd row and inc 1 st at center of last row. **72 (80-82-88-94-100)** sts.

Change to larger circular needle and proceed in stocking st until work from beg measures **10 (11-12-13-14-15)" [25.5 (28-30.5-33-35.5-38) cm]**, ending with a purl row.

Divide for Fronts and Back: K**19 (21-22-23-26-27)** for Right Front. Slip last **2 (2-2-2-4-4)** sts onto a st holder. K**36 (40-40-44-46-50)** for Back (including st on needle after cast off). Slip last **2 (2-2-2-4-4)** sts onto a st holder. K**17 (19-20-21-22-23)** for Left Front. Leave all sts on a spare needle.

SLEEVES

With MC and smaller double-pointed needles, cast on **22 (22-22-22-22-26)** sts. Divide sts onto 3 needles. Join in rnd, placing a marker on first st.

1st rnd: *K1. P1. Rep from * around. Rep last rnd of (K1. P1) ribbing for 2½" [6 cm], inc **0 (0-0-2-2-0)** sts evenly across last rnd. **22 (22-22-24-24-26)** sts.

Change to larger double-pointed needles and knit in rnds, inc 1 st at beg and end of needle on next and every following **4th (4th-4th-4th-4th-6th)** rnd until there are **28 (28-30-30-30-38)** sts, then every following **6th (6th-6th-6th-6th-8th)** rnd until there are **30 (32-34-36-38-40)** sts.

Cont even until work from beg measures **7½ (9½-10½-11½-12½-14)" [19 (24-26.5-29-32-35.5) cm]**.



Next row: K1 (1-1-1-2-2). Slip these st(s) onto a st holder. K28 (30-32-34-34-36). Slip last 1 (1-1-1-2-2) st(s) onto a st holder. Leave rem sts on a spare needle.

YOKE

With RS facing, MC and larger circular needle, K17 (19-20-21-22-23) of Right Front, K28 (30-32-34-34-36) of right Sleeve, K34 (38-38-42-42-46) of Back, K28 (30-32-34-34-36) of right Sleeve, K17 (19-20-21-22-23) of Left Front. 124 (136-142-152-154-164) sts.

Purl one row.

Next rnd: With MC, K2 (0-0-0-0-0). [K15 (17-71-38-77-41). M1] 8 (8-2-4-2-4) times. K2 (0-0-0-0-0). 132 (144-144-156-156-168) sts.

Note: When working from charts, carry yarn not in use loosely across WS of work, but never over more than 4 sts. When it must pass over more than 4 sts, weave it over and under center point of sts its being passed over. The colors are never twisted around one another.

Work Chart I (I-I-I-II-II) in stocking st to end of chart, reading knit rows from right to left and purl rows from left to right, noting 12-st rep will be worked 11 (12-12-13-13-14) times. 55 (60-60-65-65-70) sts.

Shape neck: 1st row: (RS). With MC, K3. Slip these 3 sts onto a st holder. K1 (2-2-1-1-3). [K2tog. K7 (5-5-6-6-6)] 5 (7-7-7-7-7) times. K2tog. Knit to end of row. 46 (49-49-54-54-59) sts.

2nd row: Slip first 3 sts onto a st holder. Rejoin MC to next st and purl to end of row. 43 (46-46-51-51-56) sts.

3rd row: ssk. K1 (3-3-2-2-1). [K2tog. K5 (3-3-4-4-5)] 5 (7-7-7-7-7) times. K2tog. K1 (2-2-1-1-0). K2tog. 35 (36-36-41-41-46) sts.

4th row: P2tog. Purl to last 2 sts. P2togtbl. 33 (34-34-39-39-44) sts.

5th row: ssk. K1 (2-2-2-2-2). [K2tog. K3 (3-3-4-4-5)] 5 times. K2tog. K1. K2tog. 25 (26-26-31-31-36) sts.

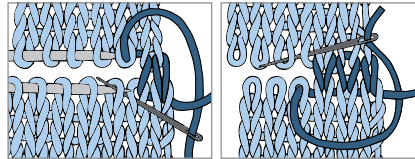
Size 12 only: 6th row: Purl.

7th row: K2. (K2tog. K4) 5 times. K2tog. K2. 30 sts.

All sizes: Next row: Purl. Leave rem sts on a st holder.

FINISHING

Pin all pieces to measurements. Cover with a damp cloth, leaving cloth to dry. Graft underarm seams.



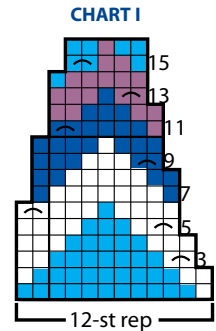
Neckband: With RS facing, MC and smaller circular needle, K3 from front st holder. Pick up and knit 6 (8-8-8-8-10) sts up right front neck edge. K25 (26-26-31-31-30) from st holder, dec 0 (1-1-0-0-1) st at center of back. Pick up and knit 6 (8-8-8-8-10) sts down left front neck edge. K3 from front st holder. 43 (45-45-51-51-55) sts.

1st row: (WS). K1. *P1. K1. Rep from * to end of row.

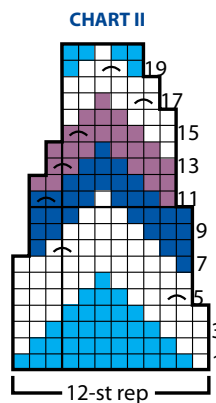
2nd row: P1. *K1. P1. Rep from * to end of row. Rep last 2 rows twice more. Cast off in ribbing.

Zipper edging: With RS facing, MC and smaller circular needle, pick up and knit 46 (50-56-58-64-68) sts evenly up front edge. Cast off. Rep for other side.

Finishing: Sew zipper in position.



Sizes 2, 4, 6, 8 y.o.



Sizes 10, 12 y.o.

- KEY**
- = MC
 - = A
 - = B
 - = C
 - + = With A, K2tog
 - + = With B, K2tog
 - + = With C, K2tog

