

Version 1



Version 2



KNIT | SKILL LEVEL: INTERMEDIATE

ABBREVIATIONS

Alt = Alternate

Beg = Beginning

Cont = Continue

Dec = Decreas(e)
(ing)

Inc = Increas(e)(ing)

K = Knit

K2tog = Knit next
2 stitches together

P = Purl

Rem = Remain(ing)

Rep = Repeat

Rnd(s) = Round(s)

St(s) = Stitch(es)

Tog = Together

WS = Wrong side

MATERIALS

Bernat® Premium™ (7 oz/198 g; 360 yds/329 m)

Sizes **2** **4** **6**

Version 1

Main Color (MC) Magenta (58526) **1** **1** **1** **ball**

Contrast A Aran (58500) **1** **1** **1** **ball**

Contrast B Navy (58522) **1** **1** **1** **ball**

Contrast C Teal (58517) **1** **1** **1** **ball**

Version 2

Main Color (MC) Navy (58522) **1** **1** **1** **ball**

Contrast A Aran (58500) **1** **1** **1** **ball**

Contrast B Botany Teal (58538) **1** **1** **1** **ball**

Contrast C Med Grey Heather (58505) **1** **1** **1** **ball**

Set of 4 sizes U.S. 7 (4.5 mm) and U.S. 8 (5 mm) double-pointed knitting needles **or size needed to obtain gauge**. Stitch marker.

SIZES

To fit Child **2 (4-6)** yrs.

GAUGE

18 sts and 24 rows = 4" [10 cm] in stocking st with larger needles.

INSTRUCTIONS

Note: When working from chart, carry yarn not in use loosely across WS of work but never over more than 5 sts. When it must pass over more than 5 sts, weave it over and under color in use on next st or at center point of sts it passes over. The colors are never twisted around one another.

With set of smaller double-pointed needles and MC, cast on **80 (84-90)** sts. Divide sts onto 3 needles. Join in rnd, placing marker on first st.

Proceed in (K1. P1) ribbing for **1½ (2-2)" [4 (5-5) cm]**, inc **4 (6-6)** sts evenly across last rnd. **84 (90-96)** sts.

Change to set of larger double-pointed needles and knit **4 (6-6)** rnds.

Work Chart (see page 2) to end of chart, *reading rows from right to left* and noting 6-st rep will be worked **14 (15-16)** times.

Work rem of Hat with A.

Next rnd: With A, knit, dec **0 (0-6)** sts evenly around. **84 (90-90)** sts.

Shape top: 1st rnd: *K12 (13-13). K2tog. Rep from * around. 78 (84-84) sts.

2nd and alt rnds: Knit.

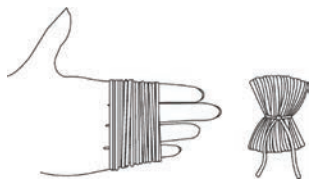
3rd rnd: *K11 (12-12). K2tog. Rep from * around. 72 (78-78) sts.

5th rnd: *K10 (110-11). K2tog. Rep from * around. 66 (72-72) sts.

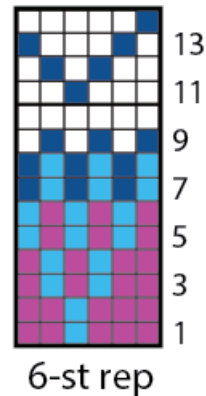
6th rnd: Knit.

Cont in this manner, dec 6 sts evenly around next and every following alt rnd until there are 36 sts. Break yarn, leaving a long end. Thread yarn through rem sts tightly and fasten securely.

Pompom: Wind MC around 4 fingers 100 times. Remove from fingers and tie tightly in center. Cut through each side of loops. Trim to a smooth round shape. Sew to top of Hat.



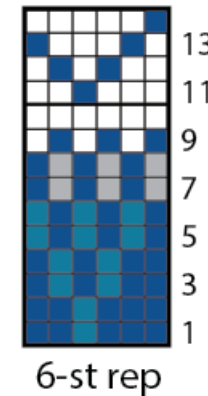
Version 1 - Chart



Key - Version 1

- = Main Color (MC)
- = Contrast A
- = Contrast B
- = Contrast C

Version 2 - Chart



Key - Version 2

- = Main Color (MC)
- = Contrast A
- = Contrast B
- = Contrast C