

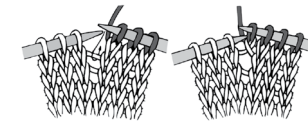


LIGHT **3** BULKY **5**  KNIT | SKILL LEVEL: **EASY**

### ABBREVIATIONS

**Approx** = Approximately  
**Beg** = Beginning  
**Cont** = Continue(ity)  
**Dec** = Decrease(ing)  
**Inc** = Increase(ing)  
**K** = Knit  
**K2tog** = Knit next 2 stitches together  
**Kfb** = Increase 1 stitch by knitting into front and back of next stitch.

**M1** = Make 1 stitch by picking up loop between next stitch and knitting into back of loop.



**P** = Purl  
**Pat** = Pattern  
**PM** = Place marker  
**Rep** = Repeat

**Rnd(s)** = Round(s)  
**SM** = Slip marker  
**Ssk** = Slip next 2 stitches 1 at a time. Pass them back onto left-hand needle, then knit through back loops together.  
**St(s)** = Stitch(es)

### MATERIALS

Sizes	12 mos	18 mos	2 yrs	4 yrs	
<b>Bernat® Forever Fleece Finer™</b> (9.9 oz/280g; 385 yds/352 m)					
<b>Contrast A</b> Gumdrops (76049) <b>OR</b> Teal (76051)	1	1	2	2	<b>ball(s)</b>
<b>Bernat® Softee Baby™</b> (5 oz/140 g; 362 yds/331 m)					
<b>Contrast B</b> Bubblegum (54029) <b>OR</b> Teal (54031)	1	1	1	1	<b>ball</b>

Sizes U.S. 6 (4 mm) and U.S. 10 (6 mm) circular knitting needles 24" [60.5 cm] long **or size needed to obtain gauge**. Set of 4 sizes U.S. 6 (4 mm) and U.S. 10 (6 mm) double-pointed knitting needles. 5 stitch markers 4 stitch holders. Yarn needle.

### SIZES

#### To fit chest measurement

12 mos	18" [46 cm]
18 mos	19" [48 cm]
2 yrs	21" [53 cm]
4 yrs	23" [58.5 cm]

#### Finished chest

12 mos	23" [58.5 cm]
18 mos	25" [63.5 cm]
2 yrs	26" [66 cm]
4 yrs	28" [71 cm]

### GAUGES

Bernat® Forever Fleece Finer™: 14 sts and 20 rows = 4" [10 cm] in stocking stitch with larger needles

Bernat® Softee Baby™: 22 sts and 30 rows = 4" [10 cm] in stocking stitch with smaller needles.

## INSTRUCTIONS

*The instructions are written for smallest size. If changes are necessary for larger sizes the instructions will be written thus (). Numbers for each size are shown in the same color throughout the pattern. When only one number is given in black, it applies to all sizes.*

## NOTES

- Ribbing at Hem, Cuffs and neck are worked on smaller needles using Bernat® Softee Baby™.
- Body and Sleeves are worked on larger needles using Bernat® Forever Fleece Finer™.
- Body is worked in one piece to armholes and Sleeves are knit separately – Sleeves and Body are joined at armholes and worked in one piece to neck.

## BODY

With smaller circular needle and B, cast on **124 (132-136-148)** sts. Join in rnd, PM for beg of rnd.

**1st rnd:** \*K2. P2. Rep from \* around.

Rep last rnd of (K2.P2) ribbing for 1½" [4 cm]. Break B.

Change to larger circular needle and A and proceed as follows:

**Sizes 12 mos, 2 yrs and 4 yrs only: 1st (Dec) rnd:** K2tog. \*K1. K2tog. Rep from \* to last 2 sts. K2tog. **82 (90-98)** sts.

**Size 18 mos only: 1st (Dec) rnd:** \*K1. K2tog. Rep from \* around. 88 sts.

**All sizes:** Cont knitting even in rnds on these **82 (88-90-98)** sts until work from beg measures **7 (7½-8-8½)" [18 (19-20-21.5) cm]**. Set Body aside until Sleeves are complete.

## SLEEVES

With set of 4 smaller double-pointed needles and B, cast on **36 (40-44-44)** sts. Divide sts on 3 needles. Join in rnd, PM for beg of rnd.

**1st rnd:** \*K2. P2. Rep from \* around.

Rep last rnd of (K2.P2) ribbing for 1½" [4 cm]. Break B.

Change to larger set of needles and A and proceed as follows:

**Sizes 12 mos, 2 yrs and 4 yrs only: 1st (Dec) rnd:** K0 (1-1). \*K1. K2tog. Rep from \* to last 0 (1-1) st. K0 (1-1). **24 (30-30)** sts.

**Size 18 mos only: 1st (Dec) rnd:** \*K1. K2tog. Rep from \* to last 7 sts. (K2tog) 3 times. K1. 26 sts.

**All sizes: Next 4 rnds:** Knit.

**Next rnd:** Kfb. Knit to last st. Kfb. **26 (28-32-32)** sts.

Knit 11 rnds even.

**Next rnd:** Kfb. Knit to last st. Kfb. **28 (30-34-34)** sts.

Knit even in rnds until Sleeve measures **6 (6½-7-7)" [15 (16.5-18-18) cm]**.

**Size 4 yrs only:** Kfb. Knit to last st. Kfb. 36 sts.

Knit 1 rnd even.

**All sizes:** K2. Slip these 2 sts and last 2 sts of rnd onto st holder for armhole. Break yarn leaving end long enough to graft underarm once Sweater is complete. Leave **24 (26-30-32)** sts on spare needle.

## YOKE

**Join Body and Sleeves: 1st rnd:** With A, K**37 (40-41-45)** from Body (Back). Place next 4 sts of Body onto st holder (for underarm). PM. K**24 (26-30-32)** of Left Sleeve. PM. K**37 (40-41-45)** from Body. Place next 4 sts of Body onto st holder. PM. K**24 (26-30-32)** of Right Sleeve. PM (new beg of rnd marker). **122 (132-142-154)** sts.

Proceed as follows:

**Shape Raglans: 1st rnd:** K2tog. Knit across Back sts to 2 sts before next (Sleeve) marker. ssk. SM. K2tog. Knit across Sleeve sts to 2 sts before next marker. ssk. SM. K2tog. Knit across Front Body sts to 2 sts before next marker. ssk. SM. K2tog. Knit to last 2 sts. ssk. 8 sts dec'd. **114 (124-134-146)** sts.

**2nd rnd:** Knit.

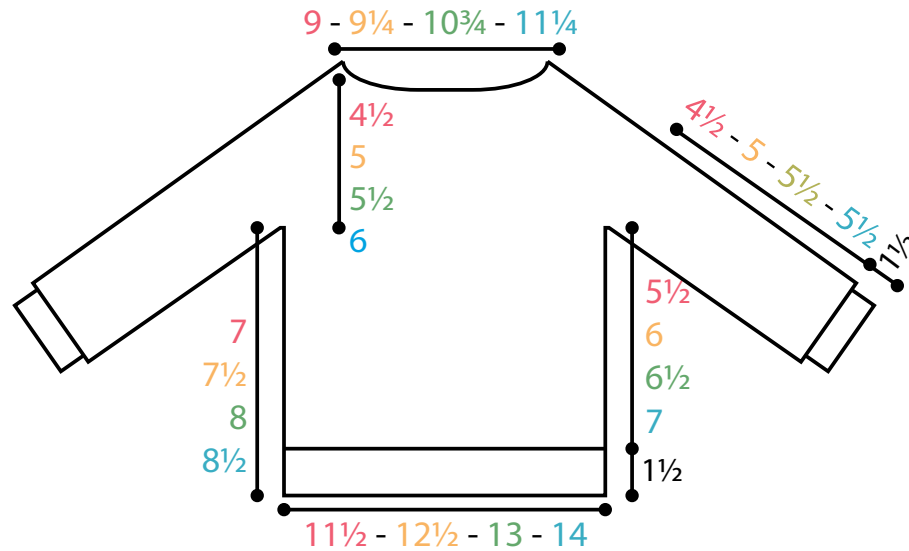
Rep last 2 rnds **6 (7-7-8)** times more. **66 (68-78-82)** sts, changing to larger set of double-pointed needles when necessary. Break A.

**Neckband:** With smaller double-pointed needles and B, proceed as follows:

**Sizes 12 mos, 2 yrs and 4 yrs only: Next (Inc) rnd:** K1. M1. K3 (1-1). \*(M1. K2). Rep from \* to last 4 (2-2) sts. M1. K3 (1-1). M1. K1. 98 (118-124) sts.

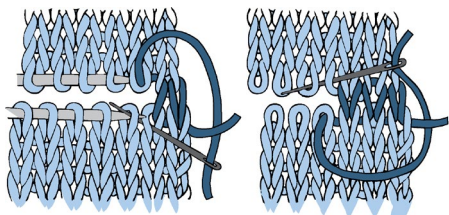
**Size 18 mos only: Next (Inc) rnd:** K1. \*(M1. K1). Rep from \* to last st. M1. K1. 102 sts.

**All sizes: Next 4 rnds:** \*K1. P1. Rep from \* around. Cast off in ribbing.



**FINISHING**

Graft underarm sts of Sleeves and Body.



GRAFTING

