



KNIT | SKILL LEVEL: **BEGINNER**

ABBREVIATIONS

Approx =

Approximately

Beg = Beginning

K = Knit

K2tog = Knit next

2 stitches together

Pat = Pattern

Rep = Repeat

St(s) = Stitch(es)

Yo = Yarn over

MEASUREMENTS

Approximately (Approx) 38" x 44"
[96.5 x 112 cm]

GAUGE

8 sts and 16 rows = 4" [10 cm] in
Eyelet Pattern (Pat).

INSTRUCTIONS

Note: Blanket is reversible. There is no right or wrong side.

Cast on 72 stitches (sts) (multiple of 3 sts). **Do not** join. Working back and forth across needle in rows, proceed as follows:

1st row: *Knit 1 (K1). Yarn over (yo). Knit next 2 stitches together (K2tog). Repeat (Rep) from * to end of row.


Rep last row for Easy Eyelet Pat until work from beginning (beg) measures 44" [112 cm].


Cast off.




   1 Start here

Key

 = Knit

 = yo

 = K2tog

MATERIALS

Bernat® Baby Blanket™ Frosting™ (10.5 oz/300 g; 220 yds/201 m)

Golden Hour (61002)

2 balls or 440 yds/402 m

Size U.S. 11 (8 mm) Susan Bates® circular knitting needle 36" [91.5 cm] long **or size needed to obtain gauge.** Susan Bates® yarn needle.