

BERNAT® CIRCLE AROUND KNIT PULLOVER



MATERIALS

Bernat® Softee Chunky™ (3.5 oz/100 g; 108 yds/99 m)

Sizes XS/S M L XL 2/3XL 4/5XL

Main Color (MC)

Glowing Gold (28607) 6 7 7 8 9 10 balls

Contrast A

Natural (28008) 1 1 1 1 1 1 ball

Contrast B

Seagreen (28219) 1 1 1 1 1 1 ball

Size U.S. 10½ (6.6 mm) circular knitting needle 36" [91.5 cm] long.
Set of 4 sizes U.S. 10½ (6.5 mm) and U.S. 11 (8 mm) double-pointed
knitting needles **or size needed to obtain gauge.** Stitch marker. 2 st
holders.



KNIT | SKILL LEVEL: INTERMEDIATE

ABBREVIATIONS

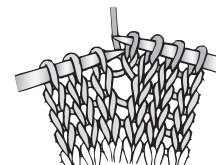
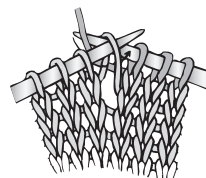
Approx = Approximately

Beg = Begin(ning)

K = Knit

K2tog = Knit next 2 stitches
together

M1 = Make 1 stitch by picking up
horizontal loop lying before next
stitch and knitting into back of
loop.



P = Purl

PM = Place marker

Rem = Remaining

Rep = Repeat

Rnd(s) = Round(s)

St(s) = Stitch(es)

Tog = Together

WS = Wrong side

WTK = Slip next stitch purlwise
onto right-hand needle. Bring
yarn to front. Slip stitch back onto
left-hand needle. Bring yarn to
back of work, ready to purl next
row. Turn.

WTP = With yarn in front, slip
next stitch purlwise to right-hand
needle. Bring yarn to back. Slip
stitch back onto left-hand needle.
Bring yarn to front of work, ready
to knit next row. Turn.

SIZES

To fit bust measurement

XS/S 28-34" [71-86.5 cm]

M 36-38" [91.5-96.5 cm]

L 40-42" [101.5-106.5 cm]

XL 44-46" [112-117 cm]

2/3XL 48-54" [122-137 cm]

4/5XL 56-62" [142-157.5 cm]

Finished bust

XS/S 42" [106.5 cm]

M 46" [117 cm]

L 48" [122 cm]

XL 51" [129.5 cm]

2/3XL 58" [147.5 cm]

4/5XL 67" [170 cm]

BERNAT® CIRCLE AROUND KNIT PULLOVER

GAUGE

11 sts and 14 rows = 4" [10 cm] in stocking st with larger needles.

INSTRUCTIONS

The instructions are written for smallest size. If changes are necessary for larger size(s) the instructions will be written thus (). Numbers for each size are shown in the same color throughout the pattern. When only one number is given in black, it applies to all sizes.

Note: When working from charts, carry yarn not in use loosely across WS of work but never over more than 5 sts. When it must pass over more than 5 sts, weave it over and under color in use on next st or at center point of sts it passes over. The colors are never twisted around one another.

BODY

Neckband: With MC and smaller circular needle, cast on **44 (46-48-48-50-50)** sts. Join in rnd, placing marker on first st (center back).

1st rnd: *K1. P1. Rep from * around.

Rep last rnd 3 times more.

Change to large circular needles and proceed as follows:

Size XL only: Next rnd: *K12. M1. Rep from * around. 52 sts.

Sizes 2/3XL and 4/5XL only: Next rnd: *K6. M1. Rep from * to last 2 sts. K2. 58 sts.

Size 4/5XL only: Next rnd: *K7. M1. Rep from * to last 2 sts. K2. 66 sts.

All sizes: Shape Front Neck: Next row: K**11 (11-12-12-13-13)**. WTK. Turn.

Next row: P**22 (22-24-24-26-26)**. WTP. Turn.

Next row: K**20 (20-22-22-24-24)**. WTK. Turn.

Next row: P**18 (18-20-20-22-22)**. WTP. Turn.

Next row: Knit to marker.

Note: When knitting into wrapped sts on next rnd, lift 'wrap' onto left-hand needle and knit the 'wrap' tog with wrapped st to tighten work and avoid any gaps.

Next rnd: Knit, working all wrapped sts as described in Note.

Note: When working from Chart, read rnds from right to left.

Size XS/S only: Work Chart to end of rnd 30, noting Chart will be repeated 22 times. 176 sts. Chart is shown on page 3.

Sizes M and L only: Work Chart to end of rnd 32, noting Chart will be repeated **23 (24)** times. **184 (192)** sts.

Sizes XL and 2/3XL only: Work Chart to end of rnd 34, noting Chart will be repeated **26 (29)** times. **208 (232)** sts.

Size 4/5XL only: Work Chart to end of rnd 35, noting Chart will be repeated 33 times. 264 sts.

All sizes: Divide for Body and Sleeves: Next rnd: With MC, K**27 (29-30-32-36-42)**. Slip next **34 (34-36-40-44-48)** sts onto st holder for Left Sleeve. Cast on **4 (6-6-6-8-8)** sts. K**54 (58-60-64-72-84)** for Front. Slip next **34 (34-36-40-44-48)** sts onto st holder for Right Sleeve. Cast on **4 (6-6-6-8-8)** sts. K**27 (29-30-32-36-42)**. **116 (128-132-140-160-184)** sts for Body.

Knit in rnds until work from dividing rnd measures **13 (13-13-13-13½-13½)" [33 (33-33-33-34.5-34.5) cm]**.

Change to smaller circular needle, **Next rnd:** *K1. P1. Rep from * around.

Rep last rnd until ribbing measures 3" [7.5 cm]. Cast off.

SLEEVES

With set of larger double-pointed needles and MC, beg at center of underarm sts, pick up and knit **2 (3-3-3-4-4)** sts. K**34 (34-36-40-44-48)** from st holder. Pick up and knit **2 (3-3-3-4-4)** sts across rem of underarm sts. Join in rnd. PM on first st. **38 (40-42-46-52-56)** sts for Sleeve. Knit in rnds until Sleeve measures **14 (14-14-13½-13½-12½)" [28 (28-28-26.5-26.5-24) cm]**.

Size XS/S only: Next rnd: K2tog. *K2. K2tog. Rep from * around. 29 sts.

Next rnd: Knit.

Next rnd: *K1. K2tog. Rep from * to last 2 sts. K2. 20 sts.

Next rnd: Knit.

BERNAT® CIRCLE AROUND KNIT PULLOVER

Size M only: Next rnd: *K2tog. K2. Rep from * around. 30 sts.

Next rnd: Knit.

Next rnd: *K2tog. K1. Rep from * around. 20 sts.

Next rnd: Knit.

Size L only: Next rnd: *K2. K2tog. Rep from * to last 2 sts. K2. 32 sts.

Next rnd: Knit.

Next rnd: *K1. K2tog. Rep from * to last 2 sts. K2. 22 sts.

Next rnd: Knit.

Size XL only: Next rnd: *K2tog. K2. Rep from * to last 2 sts. K2tog. 34 sts.

Next rnd: Knit.

Next rnd: *K2tog. K1. Rep from * to last 4 sts. (K2tog) twice. 22 sts.

Next rnd: Knit.

Size 2/3XL only: Next rnd: *K2tog. K2. Rep from * to last 4 sts. (K2tog) twice. 38 sts.

Next rnd: Knit.

Next rnd: *K2tog. K1. K2tog twice. K1. Rep from * to last 6 sts. (K2tog. K1) twice. 24 sts.

Next rnd: Knit.

Size 4/5XL only: Next rnd: *(K2tog. K2) 3 times. (K2tog) twice. K2. Rep from * to last 2 sts. K2tog. 40 sts.

Next rnd: Knit.

Next rnd: *(K2tog) twice. K1. Rep from * around. 24 sts.

Next rnd: Knit.

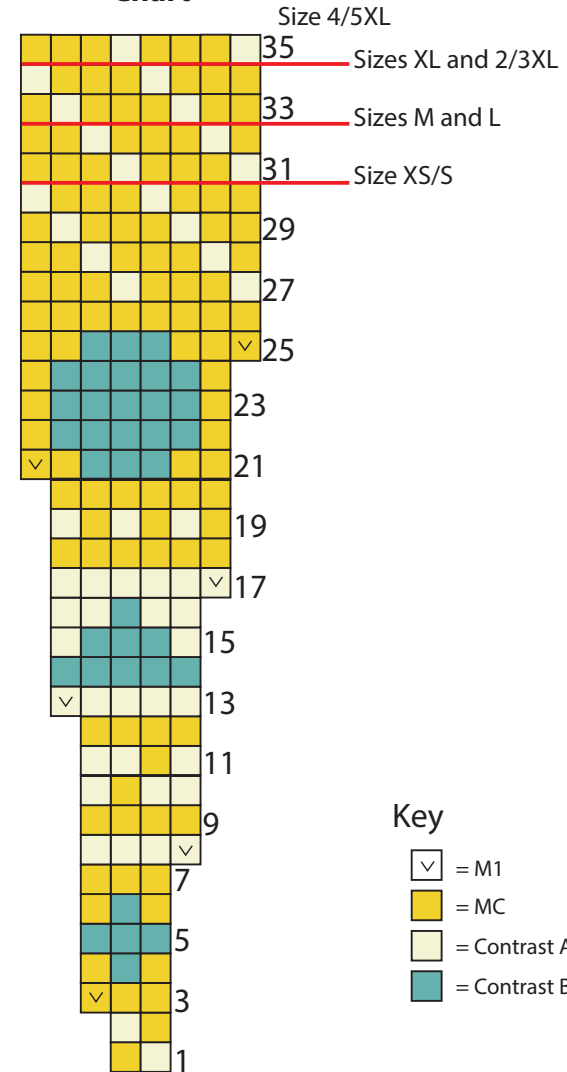
All sizes: Cuff: Change to smaller set of double-pointed needles.

Next rnd: *K1. P1. Rep from * around.

Rep last rnd until Cuff measures 2½" [6.5 cm].

Cast off loosely in ribbing.

Chart



Key

- ☐ = M1
- = MC
- = Contrast A
- = Contrast B

BERNAT® CIRCLE AROUND KNIT PULLOVER

