



MATERIALS

Bernat® Roving (100 g / 3.5 oz; 109 m / 120 yds)

00014 Lichen

XS/S 12 balls

M 13 balls

L 14 balls

XL 14 balls

2/3XL 15 balls

4/5XL 16 balls

Sizes 6.5 mm (U.S. 10½) and 8 mm (U.S. 11) knitting needles **or size needed to obtain gauge**. Size 6.5 mm (U.S. 10½) circular knitting needle 36 ins [90 cm] long for front bands. 4 stitch holders. 3 buttons for Cardigan. 2 buttons for Collar.

GAUGE

12 sts and 16 rows = 4 ins [10 cm] with smaller needles in stocking st.

ABBREVIATIONS: www.bernat.com/abbreviations

Loop Cluster = yb. Insert right-hand needle knitwise into next stitch. Place 2 fingers of left hand behind right-hand needle and wind yarn 3 times around point of right-hand needle and fingers in clockwise direction, ending with yarn on right-hand needle (A). Draw loops through the stitch (B). **Do not** drop original stitch off left-hand needle. Remove fingers from loops. Place just made loops on right-hand needle back onto left-hand needle and knit them together with original stitch (C). Pull loops firmly to right side (see diagrams below).



INSTRUCTIONS

The instructions are written for smallest size. If changes are necessary for larger sizes the instructions will be written thus (). Numbers for each size are shown in the same color throughout the pattern. When only one number is given in black, it applies to all sizes.

BACK

With smaller needles, cast on **73** (79-85-94-103-109) sts.

1st row: (RS). *K2. P1. Rep from * to last st. K1.

2nd row: P1. *K2. P1. Rep from * to end of row.

Rep last 2 rows Seeded Ribbing Pat for 1½ ins [4 cm], ending on a 2nd row and dec **1** (1-1-0-1-1) st at center of last row. **72** (78-84-94-102-108) sts.

Proceed in stocking st for 12 rows.

Shape sides: Next row: (RS). K1. K2tog. Knit to last 3 sts. ssk. K1.

Work **15** (15-15-11-11-11) rows even.

Rep last **16** (16-16-12-12-12) rows **5** (5-5-7-7-7) times more. **60** (66-72-78-86-92) sts rem.

Cont even until work from beg measures 24½ ins [62 cm], ending with a purl row.

Shape raglans: Cast off **2** (2-2-3-3-3) sts beg next 2 rows. **56** (62-68-72-80-86) sts rem.

Size XS/S only: 1st row: (RS). K2. ssk. Knit to last 4 sts. K2tog. K2.

Work 3 rows even.

Size 4/5XL only: 1st row: (RS). K2. ssk. Knit to last 4 sts. K2tog. K2.

2nd row: P2. P2tog. Purl to last 4 sts. P2togtbl. P2.

Rep last 2 rows 6 times more, then 1st row once. 56 sts rem.

Purl 1 row.



BERNAT® ROVING

LONG CARDIGAN WITH COLLAR (TO KNIT)

SIZES

To fit bust measurement

Extra-Small / Small

28-34 ins [71-86.5 cm]

Medium

36-38 ins [91.5-96.5 cm]

Large

40-42 ins [101.5-106.5 cm]

Extra-Large

44-46 ins [112-117 cm]

2/3 Extra-Large

48-54 ins [122-137 cm]

4/5 Extra-Large

56-62 ins [142-157.5 cm]

Finished bust

X-Small/Small 40 ins [101.5 cm]

Medium 44 ins [112 cm]

Large 48 ins [122 cm]

Extra-Large 52 ins [132 cm]

2/3 X-Large 57 ins [144.5 cm]

4/5 X-Large 61 ins [155 cm]

Sizes M, L, XL, 2/3XL and 4/5XL only:

1st row: (RS). K2. ssk. Knit to last 4 sts. K2tog. K2.

2nd row: P2. P2tog. Purl to last 4 sts. P2togtbl. P2.

3rd row: As 1st row.

4th row: Purl.

Rep last 4 rows (0-1-3-5-1) time(s) more. (56-56-48-44-44) sts rem.

All sizes: 1st row: (RS). K2. ssk. Knit to last 4 sts. K2tog. K2.

2nd row: Purl.

Rep last 2 rows 15 (16-15-11-8-8) times more. Leave rem 22 (22-24-24-26-26) sts on a st holder.

Pocket Linings (make 2).

With smaller needles cast on 16 sts.

Work 3½ ins [9 cm] in stocking st, ending with a purl row.

Leave these sts on a st holder.

LEFT FRONT

**With smaller needles, cast on 37 (40-43-49-52-55) sts.

Work 1½ ins [4 cm] in Seeded Ribbing Pat as given for Back, ending on a 2nd row and dec 1 (1-1-2-1-1) st(s) at center of last row. 36 (39-42-47-51-54) sts.

Proceed in stocking st for 12 rows.**

Shape side: Next row: (RS). K1. K2tog. Knit to end of row.

Work 15 (15-15-11-11-11) rows even.

Next row: (RS). K1. K2tog. Knit to end of row.

Work 7 (7-7-11-11-11) rows even. 34 (37-40-45-49-52) sts rem.

Sizes XS/S, M and L only: Place pocket: Next row: (RS). K11 (12-12). K16 from Pocket Lining st holder. **Turn.** Leave rem sts on a spare needle. 27 (28-28) sts on needle.

Sizes XL, 2/3XL and 4/5XL only: Place pocket: Next row: (RS). K1. K2tog. K(11-12-13). K16 from Pocket Lining st holder. **Turn.** Leave rem sts on a spare needle. (29-30-31) sts on needle.

All sizes: Cont working on these 27 (28-28-29-30-31) sts for a further 24 rows, AT SAMETIME, dec 1 st at side edge on every following 16th (16th-16th-12th-12th-12th) row from previous dec (as before) 1 (1-1-2-2-2) time(s) more. 26 (27-27-27-28-29) sts rem.

Next row: (WS). Cast off 16 sts. Purl to end of row. 10 (11-11-11-12-13) sts rem. Leave sts on a spare needle. **Do not** break yarn.

With RS facing, join 2nd ball of yarn to rem 23 (25-28-31-34-36) sts.

Begin with a knit row, work 26 rows even. Break yarn.

Joining row: (RS). K10 (11-11-11-12-13) from spare needle, then K23 (25-28-31-34-36). 33 (36-39-42-46-49) sts in total.

Cont dec 1 st at side edge (as before) on following 16th (16th-16th-12th-12th-12th) rows from previous dec 3 times more. 30 (33-36-39-43-46) sts rem.

Cont even until work from beg measures 24½ ins [62 cm], ending with a purl row.

Shape raglan: Cast off 2 (2-2-3-3-3) sts beg next row. 28 (31-34-36-40-43) sts rem.

Purl 1 row.

Size XS/S only: 1st row: (RS). K2. ssk. Knit to end of row.

Work 3 rows even.

Size 4/5XL only: 1st row: (RS). K2. ssk. Knit to end of row.

2nd row: Purl to last 4 sts. P2togtbl. P2.

Rep last 2 rows 6 times more, then 1st row once. 28 sts rem.

Purl 1 row.

Sizes M, L, XL, 2/3XL and 4/5XL only:

1st row: (RS). K2. ssk. Knit to end of row.

2nd row: Purl to last 4 sts. P2togtbl. P2.

3rd row: As 1st row.

4th row: Purl.

Rep last 4 rows (0-1-3-5-1) time(s) more. (28-28-24-22-22) sts rem.

All sizes: 1st row: (RS). K2. ssk. Knit to end of row.

2nd row: Purl.

Rep last 2 rows 9 (10-9-5-2-2) times more, then 1st row once. 16 (16-17-17-18-18) sts rem.

Shape neck: Next row: (WS). Cast off 5 (5-6-6-7-7) sts. Purl to end of row.

Next row: K2. ssk. Knit to last 2 sts. K2tog.

Next row: Purl.

Rep last 2 rows twice more. 5 sts rem.

Next row: ssk. K1. K2tog.

Next row: P1. P2togtbl.

Next row: ssk. Fasten off.

RIGHT FRONT

Work from ** to ** as given for Left Front.

Shape side: Next row: (RS). Knit to last 3 sts. ssk. K1.

Work 15 (15-15-11-11-11) rows even.

Next row: (RS). Knit to last 3 sts. ssk. K1.

Work 7 (7-7-11-11-11) rows even. 34 (37-40-45-49-52) sts rem.

Place pocket: Next row: K23 (25-28-31-34-36). **Turn.** Leave rem sts on a spare needle.

Begin with a purl row, work 25 rows even. **Do not** break yarn. Leave these sts on a spare needle.

Sizes XS/S, M and L only: With RS facing, join 2nd ball of yarn to 16 sts from pocket lining and knit these sts. Knit across rem 11 (12-12) sts from Right Front. 27 (28-28) sts.

Sizes XL, 2/3XL and 4/5XL only: With RS facing, join 2nd ball of yarn to 16 sts from pocket lining and knit these sts. K (11-12-13) from Right Front. ssk. K1. (29-30-31) sts.

All sizes: Cont working on these 27 (28-28-29-30-31) sts for a further 24 rows, AT SAMETIME, dec 1 st at side edge on following 16th (16th-16th-12th-12th-12th) rows from previous dec (as before) 1 (1-1-2-2-2) time(s) more. 26 (27-27-27-28-29) sts rem.

Next row: (WS). P10 (11-11-11-12-13). Cast off rem 16 sts. Break yarn.

Joining row: (RS). K23 (25-28-31-34-36) from spare needle, then K10 (11-11-11-12-13). 33 (36-39-42-46-49) sts in total.

Cont dec 1 st at side edge (as before) on following 16th (16th-16th-12th-12th-12th) rows from previous dec 3 times more. 30 (33-36-39-43-46) sts rem.

Cont even until work from beg measures 24½ ins [62 cm], ending with a knit row.

Shape raglan: Cast off 2 (2-2-3-3-3) sts beg next row. 28 (31-34-36-40-43) sts rem.

Size XS/S only: 1st row: (RS). Knit to last 4 sts. K2tog. K2.
Work 3 rows even.

Size 4/5XL only: 1st row: (RS). Knit to last 4 sts. K2tog. K2.
2nd row: P2. P2tog. Purl to end of row.
Rep last 2 rows 6 times more, then 1st row once. 28 sts rem.
Purl 1 row.

Sizes M, L, XL, 2/3XL and 4/5XL only: 1st row: (RS). Knit to last 4 sts. K2tog. K2.
2nd row: P2. P2tog. Purl to end of row.
3rd row: As 1st row.
4th row: Purl.
Rep last 4 rows (0-1-3-5-1) time(s) more. (28-28-24-22-22) sts rem.

All sizes: 1st row: (RS). Knit to last 4 sts. K2tog. K2.
2nd row: Purl.
Rep last 2 rows 9 (10-9-5-2-2) times more. 17 (17-18-18-19-19) sts rem.

Shape neck: Next row: (RS). Cast off 5 (5-6-6-7-7) sts. Knit to last 4 sts. K2tog. K2.
Next row: Purl.
Next row: ssk. Knit to last 4 sts. K2tog. K2.
Rep last 2 rows twice more. 5 sts rem.
Next row: P5.
Next row: ssk. K1. K2tog.
Next row: P2tog. P1.
Next row: K2tog. Fasten off.

SLEEVES

With smaller needles, cast on 37 (37-37-40-40-40) sts.
Work 6½ ins [16.5 cm] in Seeded Ribbing Pat as given for Back, ending on a 2nd row and inc 1 (1-1-0-0-0) st in center of last row. 38 (38-38-40-40-40) sts.
Place markers at each end of last row.
Work 4 rows in stocking st.
Inc 1 st each end of next row and every following 6th (6th-4th-4th-4th-4th) row until there are 46 (54-50-46-56-56) sts.

Sizes XS/S, L, XL, 2/3XL and 4/5XL only: Inc 1 st each end of every following 8th (6th-6th-6th-6th) row until there are 52 (56-56- 60-60) sts.

All sizes: Cont even until work from markers measure 14 (14-13½-13½-13-13) ins [35.5 (35.5-34.5-34.5-33-33) cm], ending with a purl row.

Shape raglans: Cast off 2 (2-2-3-3-3) sts beg next 2 rows. 48 (50-52-50-54-54) sts rem.

1st row: (RS). K2. ssk. Knit to last 4 sts. K2tog. K2.

2nd row: P2. P2tog. Purl to last 4 sts. P2togtbl. P2.

3rd row: As 1st row.

4th row: Purl.

Rep last 4 rows 1 (1-1-0-1-1) time more. 36 (38-40-44-42-42) sts rem.

1st row: (RS). K2. ssk. Knit to last 4 sts. K2tog. K2.

2nd row: Purl.

Rep last 2 rows 13 (14-15-17-16-16) times more. Leave rem 8 sts on a st holder.

FINISHING

Sew raglan seams. Sew side and sleeve seams, reversing seam for cuff turnback.

Pocket edging: With RS facing and smaller needles, pick up and knit 19 sts along pocket opening.

Beg on a 2nd row, work 3 rows in Seeded Ribbing Pat as given for Back. Cast off in ribbing. Sew sides of edging in position on RS. Sew pocket lining in position on WS.

Neck edging: With RS facing and smaller needles, pick up and knit 11 (11-12-12-13-13) sts up right front neck edge. K8 from right sleeve st holder. K22 (22-24-24-26-26) from back st holder, dec 2 (2-3-3-4-4) st(s) evenly across. K8 from left sleeve st holder. Pick up and knit 11 (11-12-12-13-13) sts down left front neck edge. 58 (58-61-61-64-64) sts.
Beg on a 2nd row, work 5 rows in Seeded Ribbing Pat as given for Back. Cast off in ribbing.

Buttonhole Band: With RS facing and circular needles, beg at cast on edge, pick up and knit 97 (97-100-100-103-103) sts up right front neck edge to top of neckband.

Working back and forth across needle, beg on a 2nd row, work 2 rows in Seeded Ribbing Pat as given for Back.

Next row: (WS). Pat across 3 sts. *Cast off 2 sts. Pat across 11 sts. Rep from * once more. Cast off 2 sts. Pat to end of row.

Next row: Work in pat, casting on 2 sts over cast off sts.
Work 1 more row in pat. Cast off in pat.

Button Band: Work as for Buttonhole Band, omitting all references to buttonholes.

COLLAR

With larger needles, cast on 61 (61-63-63-65-65) sts.

1st row: (RS). Knit.

2nd row: K1. *Loop Cluster in next st. K1. Rep from * to end of row.

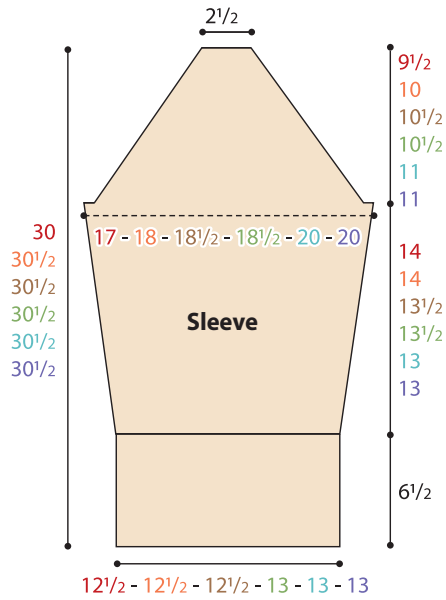
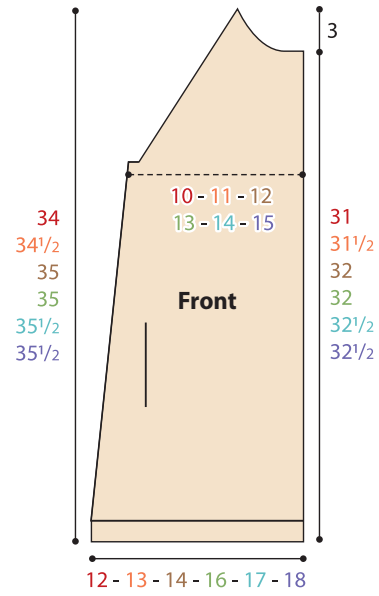
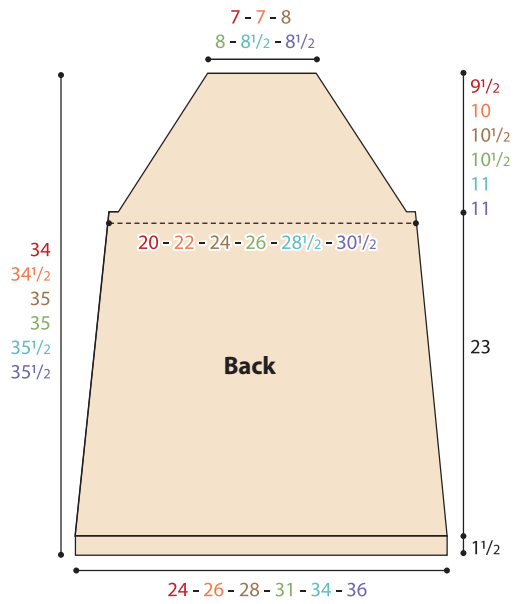
3rd row: Knit.

4th row: K2. *Loop Cluster in next st. K1. Rep from * to last st. K1.
Rep last 4 rows until Collar measures 8 ins [20.5 cm], ending with a WS row. Cast off (RS).

Button loops (make 2).

With smaller needles, cast on 8 sts. Cast off.

Fold loop in a half and sew to short side of Collar, having each loop 1½ ins [4 cm] in from top and bottom. Sew buttons to correspond to buttonholes on opposite side of Collar.



BERNAT[®]
 Roving

P.O. Box 40, Listowel ON N4W 3H3
 "home style... life style... your style."