


7. Mobius Cowl



MEASUREMENTS

Approx 36 x 19 ins [91.5 x 48 cm].


GAUGE

10 sts and 14 rows = 4 ins [10 cm] in stocking st.



MATERIALS

Bernat® Roving (100 g / 3.5 oz; 109 m / 120 yds)




Version A



00098 (Low Tide) **2 balls**



Version B



00033 (Flint) **2 balls**

Size 9 mm (U.S. 13) circular knitting needle 24 ins [60 cm] long **or size needed to obtain gauge.**

STITCH GLOSSARY

Approx = Approximately.

Beg = Beginning.

K = Knit.

K1below = Knit next stitch 1 row below, at same time slipping off stitch above.



P = Purl.

P1below = Purl next stitch 1 row below, at same time slipping off stitch above.

Rep = Repeat.

RS = Right side.

Rnd(s) = Round(s).

St(s) = Stitch(es).



INSTRUCTIONS

Cast on 58 sts. Twist sts once to form mobius loop. Join to work in rnd, placing marker on first st.

1st rnd: (RS). Knit.

2nd rnd: *K1below. P1. Rep from * around.

3rd rnd: *K1. P1below. Rep from * around.

Rep last 2 rnds until piece from beg measures 19 ins [48 cm], ending with 3rd rnd.

Next rnd: Knit.

Cast off.

Fold Cowl in half. 