

16. Doll



MEASUREMENTS

Doll: Approx 13 ins [33 cm] tall.

Dress: Approx 4¼ ins [11 cm] long.

GAUGES

Doll: 16 sc and 20 rows = 4 ins [10 cm].





Dress: 13 sc and 14 rows = 4 ins [10 cm].



MATERIALS

Bernat® Handcrafter Cotton

(Solids: 50 g/1.75 oz; 73 m/80 yds, Twists: 42.5 g/1.5 oz; 62 m/68 yds)

Main Color (MC)	Contrast A	Contrast B	Contrast C
00002 Off White	13111 Mod Blue	13699 Tangerine	41554 In Motion Twists
2 balls	1 ball	1 ball	1 ball
			

Doll: Size 3.5 mm (U.S. E or 4) crochet hook **or size needed to obtain gauge.** Stuffing. 2 small black beads for eyes. Small amount of red embroidery floss for mouth. Small amount of black embroidery floss for eyelashes.

Dress: Size 5 mm (U.S. H or 8) crochet hook **or size needed to obtain gauge.**

STITCH GLOSSARY

Approx = Approximately.

Beg = Beginning.

Ch(s) = Chain(s).

Rem = Remaining.

Rep = Repeat.

Rnd(s) = Round(s).

Sc = Single crochet.

Sl st = Slip stitch.

Sp(s) = Space(s).

St(s) = Stitch(es).

Tr = Treble crochet.

Yoh = Yarn over hook.

INSTRUCTIONS

DOLL

Head: With MC, ch 2.

1st rnd: 8 sc in 2nd ch from hook. Join with sl st to first sc.

2nd rnd: Ch 1. 2 sc in each sc around. Join with sl st to first sc. 16 sc.

3rd rnd: Ch 1. *2 sc in next sc. 1 sc in next sc. Rep from * around. Join with sl st to first sc. 24 sc.

4th rnd: Ch 1. *2 sc in next sc. 1 sc in each of next 2 sc. Rep from * around. Join with sl st to first sc. 32 sc.

5th rnd: Ch 1. *2 sc in next sc. 1 sc in each of next 3 sc. Rep from * around. Join with sl st to first sc. 40 sc.

6th rnd: Ch 1. 1 sc in each sc around. Join with sl st to first sc.

Rep last rnd 10 times more.

Next rnd: Ch 1. *Draw up a loop in each of next 2 sc. Yoh and draw through all loops on hook – sc2tog made. 1 sc in each of next 3 sc. Rep from * around. Join with sl st to first sc. 32 sts.

Next rnd: Ch 1. *Sc2tog over next 2 sc. 1 sc in each of next 2 sc. Rep from * around. Join with sl st to first sc. 24 sts.

Stuff Head.

Next rnd: Ch 1. *Sc2tog over next 2 sc. 1 sc in next sc. Rep from * around. Join with sl st to first sc. 16 sts.

Next rnd: Ch 1. *Sc2tog over next 2 sts. Rep from * around. Join with sl st to first st. Stuff rem of Head. Fasten off.

Body: With MC, ch 30. Join with sl st to first ch.

1st rnd: Ch 1. 1 sc in each ch around. Join with sl st to first sc. 30 sc.

2nd rnd: Ch 1. 1 sc in each sc around. Join with sl st to first sc.

Rep last rnd until work from beg measures 2 ins [5 cm].

Next rnd: Ch 1. *Sc2tog over next 2 sc. 1 sc in each of next 3 sc. Rep from * around. Join with sl st to first sc. 24 sts.

Next rnd: Ch 1. 1 sc in each st around. Join with sl st to first sc.

Rep last rnd until work from beg measures 4 ins [10 cm].

Next rnd: Ch 1. *Sc2tog over next 2 sc. 1 sc in each of next 2 sc. Rep from * around. Join with sl st to first sc. 18 sts.

Next rnd: Ch 1. 1 sc in each sc around. Join with sl st to first sc.

Rep last rnd twice more. Fasten off.

Sew bottom edge of Body closed. Stuff Body.

Arms (make 2).

With MC, ch 2.

1st rnd: 5 sc in 2nd ch from hook. Join with sl st to first sc.

2nd rnd: Ch 1. 2 sc in each sc around. Join with sl st to first sc. 10 sc.

3rd rnd: Ch 1. 1 sc in each sc around. Join with sl st to first sc.



4th rnd: Ch 1. 1 sc in each of next 4 sc. 1 tr in next sc (thumb). 1 sc in each of last 5 sc. Join with sl st to first sc.

5th rnd: Ch 1. 1 sc in each st around. Join with sl st to first sc.

6th rnd: Ch 1. (Sc2tog over next 2 sc. 1 sc in each of next 3 sc) twice. Join with sl st to first sc. 8 sts.

7th rnd: Ch 1. 1 sc in each st around. Join with sl st to first sc.

Rep last rnd until Arm from beg measures 4 ins [10 cm]. Fasten off. Stuff Arms lightly.

Legs (make 2).

Shoe: With A, ch 5.

1st rnd: 1 sc in 2nd ch from hook. 1 sc in each of next 2 ch. 3 sc in last ch. **Do not** turn. Working in rem loops of foundation ch, 1 sc in each of next 2 ch. 2 sc in last ch. Join with sl st to first sc. 10 sc.

2nd rnd: Ch 1. 2 sc in first sc. 1 sc in each of next 2 sc. 2 sc in each of next 3 sc. 1 sc in each of next 2 sc. 2 sc in each of last 2 sc. Join with sl st to first sc. 16 sc.

3rd rnd: Ch 1. 2 sc in first sc. 1 sc in each of next 4 sc. 2 sc in each of next 4 sc. 1 sc in each of next 4 sc. 2 sc in each of next 3 sc. Join with sl st to first sc. 24 sc.

4th rnd: Ch 1. Working in back loops only, 1 sc in each sc around. Join with sl st to first sc.

5th rnd: Ch 1. 1 sc in each of next 7 sc. (Sc2tog over next 2 sc) 3 times. 1 sc in each sc to end of rnd. Join MC with sl st to first sc. Place marker at end of rnd. 21 sts.

6th rnd: With MC, ch 1. Working in back loops only, 1 sc in each of next 6 sc. (Sc2tog over

next 2 sc) 3 times. 1 sc in each sc to last 2 sc. Sc2tog over last 2 sc. Join with sl st to first sc. 17 sts.

7th rnd: Ch 1. 1 sc in each of next 5 sc. (Sc2tog over next 2 sc) 3 times. 1 sc in each sc to end of rnd. Join with sl st to first sc. 14 sts.

8th rnd: Ch 1. 1 sc in each st around. Join with sl st to first sc.

Rep last rnd until Leg from marker at top of Shoe measures 5 ins [12.5 cm]. Fasten off.

Shoe strap: Join A with sl st to 6th sc of marked rnd. Ch 5. Join with sl st to 13th sc of marked rnd. Fasten off.

FINISHING

Stuff Legs. Sew top of Legs closed using whip st. Sew to bottom of Body. Attach Arms to sides of Body.

Hair: Cut a piece of tape 11 ins [28 cm] long and secure onto a flat surface with sticky side up. Cut A, 14 ins [35.5 cm] long and lay them across tape so strip of tape is in center of yarn. Holding tissue paper over top of yarn and using sewing machine, run a line of stitching along length of tape. Remove tape when hair is secure. Remove tissue paper after stitching.

Pin hair to outside of head. Using backstitch and A, sew hair into place along sewn line.

Fold hair up and secure at top of Head tightly. With red and black embroider floss, embroider mouth and eyelash using straight stitches. Sew head to body.

DRESS

Note: Dress is worked from top down.

With B, ch 30. Join with sl st to first ch.

1st rnd: Ch 1. 2 sc in same sp as sl st. *1 sc in next ch. Miss next 2 ch. 1 sc in next ch. 3 sc in next ch. Rep from * 4 times more. 1 sc in next ch. Miss next 2 ch. 1 sc in last ch. 1 sc in first ch (where first 2 sc worked). Join with sl st to first sc.

2nd rnd: Working in back loops only, ch 1. 2 sc in first sc. *1 sc in next sc. Miss next 2 sc. 1 sc in next sc. 3 sc in next sc. Rep from * 4 times more. 1 sc in next sc. Miss next 2 sc. 1 sc in last sc. 1 sc in first sc. Join with sl st to first sc.

3rd rnd: Working in back loops only, ch 1. 3 sc in first sc. *1 sc in next sc. Miss next 2 sc. 1 sc in next sc. 5 sc in next sc. Rep from * 4 times more. 1 sc in next sc. Miss next 2 sc. 1 sc in each of last 2 sc. 2 sc in first sc. Join with sl st to first sc.

4th to 7th rnds: Working in back loops only, ch 1. 2 sc in first sc. *1 sc in each of next 2 sc. Miss next 2 sc. 1 sc in each of next 2 sc. 3 sc in next sc. Rep from * 4 times more. 1 sc in each of next 2 sc. Miss next 2 sc. 1 sc in each of last 2 sc. 1 sc in first sc. Join with sl st to first sc.

8th rnd: Working in back loops only, ch 1. 3 sc in first sc. *1 sc in each of next 2 sc. Miss next 2 sc. 1 sc in each of next 2 sc. 5 sc in next sc. Rep from * 4 times more. 1 sc in each of next 2 sc. Miss next 2 sc. 1 sc in each of last 2 sc. 2 sc in first sc. Join with sl st to first sc.

9th and 10th rnds: Working in back loops only, ch 1. 2 sc in first sc. *1 sc in each of next 3 sc. Miss next 2 sc. 1 sc in each of next 3 sc. 3 sc in next sc. Rep from * 4 times more. 1 sc in each of next 3 sc. Miss next 2 sc. 1 sc in each of last 3 sc. 1 sc in first sc. Join with sl st to first sc. Break B. Join C.

11th rnd: Working in front loops only, with C, ch 1. 2 sc in first sc. *1 sc in each of next 3 sc. Miss next 2 sc. 1 sc in each of next 3 sc. 3 sc in next sc. Rep from * 4 times more. 1 sc in each of next 3 sc. Miss next 2 sc. 1 sc in each of last 3 sc. 1 sc in first sc. Join with sl st to first sc. Fasten off.

12th rnd: Join C with sl st to back loop of first sc of 11th rnd. Working in back loops only, ch 3 (counts as dc). 1 dc in same sp as sl st. *2 dc in next sc. Rep from *around. Join with sl st to top of ch 3. Fasten off.

Straps: (make 2). With 2 strands of B, ch 8. Fasten off.

Try dress on Doll. Attach each strap at points of top edge.

Flower: (make 1 with C, make 2 with B). Ch 2.

1st rnd: 7 sc in 2nd ch from hook. Join with sl st to first sc.

2nd rnd: *Working in back loops only, ch 3. Sl st in next sc. Rep from * around, ending with ch 3. Join with sl st to first st. (7 petals). Fasten off.

Sew C Flower on Dress and B Flowers at ponytail. 