



CROCHET | SKILL LEVEL: **EASY**

ABBREVIATIONS

Approx = Approximately

Beg = Beginning

Ch = Chain(s)

Dc = Double crochet

Dc2(3-5)tog = (Yoh and draw up a loop in next stitch. Yoh and draw through 2 loops on hook) 2 (3-5) times. Yoh and draw through all loops on hook.

Dcbp = Yoh and draw up a loop around post of next stitch at back of work, inserting hook from right to left. (Yoh and draw through 2 loops on hook) twice.

Dcbp2(3-5)tog = (Yoh and draw up a loop around post of next stitch at back of work, inserting hook from right to left. Yoh and draw through 2 loops on hook) 2 (3-5) times. Yoh and draw through

Dcfp = Yoh and draw up a loop around post of next stitch at front of work, inserting hook from right to left. (Yoh and draw through 2 loops on hook) twice.

Dcfp2(3-5)tog = (Yoh and draw up a loop around post of next stitch at front of work, inserting hook from right to left. Yoh and draw through 2 loops on hook) 2 (3-5) times. Yoh and draw through all loops on hook.

Rep = Repeat

Sc = Single crochet

Sp = Space

St(s) = Stitch(es)

Yoh = Yarn over hook

all loops on hook.

MEASUREMENTS

Approx 35" x 42" [89 x 107 cm].

GAUGE

8 sc and 9 rows = 4" [10 cm].

INSTRUCTIONS

Note: Ch 3 at beg of row counts as dc

MATERIALS

Bernat® Baby Blanket™ Calico (10.5 oz/300 g; 220 yds/201 m)

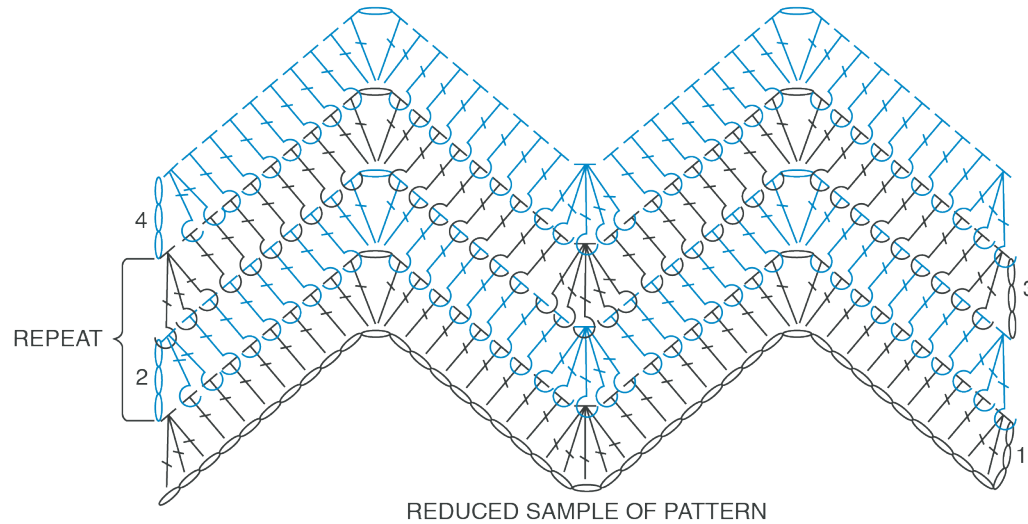
Lavender Fields (04933)

4 balls or 707 yds/646 m

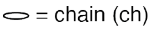



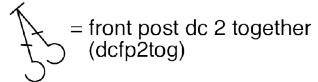
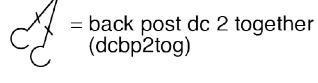
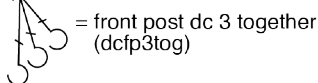


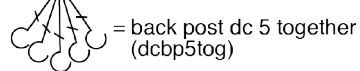
Size U.S. L/11 (8 mm) Susan Bates® Silvalume® crochet hook **or size needed to obtain gauge.** Susan Bates® yarn needle.

Ch 83. (Multiple of 20 ch + 23 ch).
1st row: Skip first 3 ch (counts as dc). Dc2tog over next 2 ch. *1 dc in each of next 7 ch. (2 dc. Ch 1. 2 dc) in next ch. 1 dc in each of next 7 ch. Dc5tog over next 5 ch. Rep from * to end of chain, ending last rep with dc3tog over last 3 ch. Turn.
2nd row: Ch 3. Dcbp2tog.*1 dcfp around each of next 7 sts. (2 dc. Ch 1. 2 dc) in next ch-1 sp. 1 dcfp around each of next 7 sts. Dcbp5tog. Rep from * to end of row, ending last rep with Dcbp3tog. Turn.
3rd row: Ch 3. Dcfp2tog. *1 dcbp around each of next 7 sts. (2 dc. Ch 1. 2 dc) in next ch-1 sp. 1 dcbp around each of next 7 sts. Dcfp5tog. Rep from * to end of row, ending last rep with Dcfp3tog. Turn.

Rep 2nd and 3rd rows until Blanket measures approx 42" [106.5 cm]. Fasten off.



STITCH KEY

-  = chain (ch)
-  = double crochet (dc)
-  = front post dc (dcfp)
-  = back post dc (dcbp)
-  = front post dc 2 together (dcfp2tog)
-  = back post dc 2 together (dcbp2tog)
-  = front post dc 3 together (dcfp3tog)
-  = back post dc 3 together (dcbp3tog)
-  = front post dc 5 together (dcfp5tog)
-  = back post dc 5 together (dcbp5tog)