



MATERIALS

Bernat® Forever Fleece Finer™ (9.9 oz/280 g; 385 yds/352 m)

Main Color (MC) Green Meadow (76035) **3 balls**

Contrast A White Cloud (76011) **1 ball**

Size U.S. J/10 (6 mm) crochet hook **or size needed to obtain gauge.**
Yarn needle. Small amounts of black and white worsted weight yarn for embroidery.



CROCHET | SKILL LEVEL: **EASY**

ABBREVIATIONS

Approx =

Approximately

Beg = Begin(ning)

Ch = Chain(s)

Cont = Continue(ity)

Dc = Double crochet

Inc = Increase(ing)

Rep = Repeat

Rnd(s) = Round(s)

RS = Right side

Sc = Single crochet

Sc2tog = Draw up a

loop in each of next

2 stitches. Yoh and

draw through all

loops on hook.

Sl st = Slip stitch

Sp(s) = Space(s)

St(s) = Stitch(es)

Yoh = Yarn over hook

MEASUREMENTS

Blanket: Approx 42" [106.5 cm] tall x 47" [119.5 cm] wide.

Horn Motif: Approx 8½" [21.5 cm] wide x 14" [35.5 cm] tall.

GAUGES

12 sc and 13 rows = 4" [10 cm].

12 dc and 6 rows = 4" [10 cm].

INSTRUCTIONS

Notes:

- Ch-3 at beg of each rnd counts as 1 dc.
- Join with sl st in top of first ch-3 at end of each rnd.

BLANKET

With MC, ch 4.

1st rnd: 11 dc in 4th ch from hook. Join. 12 dc.

2nd rnd: Ch 3. 1 dc in first dc. 2 dc in each dc around. Join. 24 dc.

3rd rnd: Ch 3. 2 dc in next dc. *1 dc in next dc. 2 dc in next dc. Rep from * around. Join. 36 dc.

4th rnd: Ch 3. 1 dc in next dc. 2 dc in next dc. *1 dc in each of next 2 dc. 2 dc in next dc. Rep from * around. Join. 48 dc.

5th rnd: Ch 3. 1 dc in each of next 2 dc. 2 dc in next dc. *1 dc in each of next 3 dc. 2 dc in next dc. Rep from * around. Join. 60 dc.

6th rnd: Ch 3. 1 dc in each of next 3 dc. 2 dc in next dc. *1 dc in each of next 4 dc. 2 dc in next dc. Rep from * around. Join. 72 dc.

7th rnd: Ch 3. 1 dc in each of next 4 dc. 2 dc in next dc. *1 dc in each of next 5 dc. 2 dc in next dc. Rep from * around. Join. 84 dc.

8th rnd: Ch 3. 1 dc in each of next 5 dc. 2 dc in next dc. *1 dc in each of next 6 dc. 2 dc in next dc. Rep from * around. Join. 96 dc.

9th to 18th rnds: Cont as established, inc 12 dc each rnd. 216 dc.

Proceed with Shaping Spikes as follows (see diagram on page 4):

1st rnd: Ch 3. 1 dc in each of next 7 dc. 2 dc in next dc. Ch 2. 2 dc in next dc. 1 dc in each of next 8 dc. *1 dc in each of next 8 dc. 2 dc in next dc. Ch 2. 2 dc in next dc. 1 dc in each of next 8 dc. Rep from * 7 times more. (1 dc in each of next 17 dc. 2 dc in next dc) 3 times. Join. 237 dc.

2nd rnd: Sl st in next dc. Ch 3 (counts as 1 dc here and throughout). 1 dc in each of next 8 dc. (2 dc. Ch 2. 2 dc) all in next ch-2 sp. 1 dc in each of next 9 dc. *Skip next 2 dc. 1 dc in each of next 9 dc. (2 dc. Ch 2. 2 dc) all in next ch-2 sp. 1 dc in each of next 9 dc. Rep from * 7 times more. Skip next dc. (1 dc in each of next 18 dc. 2 dc in next dc) 3 times. Join. 258 dc.

3rd rnd: Sl st in next dc. Ch 3. 1 dc in each of next 9 dc. (2 dc. Ch 2. 2 dc) all in next ch-2 sp. 1 dc in each of next 10 dc. *Skip next 2 dc. 1 dc in each of next 10 dc. (2 dc. Ch 2. 2 dc) all in next ch-2 sp. 1 dc in each of next 10 dc. Rep from * 7 times more. Skip next dc. (1 dc in each of next 19 dc. 2 dc in next dc) 3 times. Join. 279 dc.

4th rnd: Sl st in next dc. Ch 3. 1 dc in each of next 9 dc. Skip next dc. (2 dc. Ch 2. 2 dc) all in next ch-2 sp. Skip next dc. 1 dc in each of next 10 dc. *Skip next 2 dc. 1 dc in each of next 10 dc. Skip next dc. (2 dc. Ch 2. 2 dc) all in next ch-2 sp. Skip next dc. 1 dc in each of next 10 dc. Rep from * 7 times more. Skip next dc. (1 dc in each of next 20 dc. 2 dc in next dc) 3 times. Join. 282 dc.

5th rnd: Sl st in next dc. Ch 3. 1 dc in each of next 10 dc. (2 dc. Ch 2. 2 dc) all in next ch-2 sp. 1 dc in each of next 11 dc. *Skip next 2 dc. 1 dc in each of next 11 dc. (2 dc. Ch 2. 2 dc) all in next ch-2 sp. 1 dc in each of next 11 dc. Rep from * 7 times more. Skip next dc. (1 dc in each of next 21 dc. 2 dc in next dc) 3 times. Join. 303 dc.

6th rnd: Sl st in next dc. Ch 3. 1 dc in each of next 11 dc. (2 dc. Ch 2. 2 dc) all in next ch-2 sp. 1 dc in each of next 12 dc. *Skip next 2 dc. 1 dc in each of next 12 dc. (2 dc. Ch 2. 2 dc) all in next ch-2 sp. 1 dc in each of next 12 dc. Rep from * 7 times more. Skip next dc. (1 dc in each of next 22 dc. 2 dc in next dc) 3 times. Join. 324 dc.

7th rnd: Sl st in next dc. Ch 3. 1 dc in each of next 11 dc. Skip next dc. (2 dc. Ch 2. 2 dc) all in next ch-2 sp. Skip next dc. 1 dc in each of next 12 dc. *Skip next 2 dc. 1 dc in each of next 12 dc. Skip next dc. (2 dc. Ch 2. 2 dc) all in next ch-2 sp. Skip next dc. 1 dc in each of next 12 dc. Rep from * 7 times more. (1 dc in each of next 23 dc. 2 dc in next dc) 3 times. Join. 327 dc.

8th rnd: Sl st in next dc. Ch 3. 1 dc in each of next 12 dc. (2 dc. Ch 2. 2 dc) all in next ch-2 sp. 1 dc in each of next 13 dc. *Skip next 2 dc. 1 dc in each of next 13 dc. (2 dc. Ch 2. 2 dc) all in next ch-2 sp. 1 dc in each of next 13 dc. Rep from * 7 times more. Skip next dc. (1 dc in each of next 24 dc. 2 dc in next dc) 3 times. Join. 348 dc.

9th rnd: Sl st in next dc. Ch 3. 1 dc in each of next 13 dc. (2 dc. Ch 2. 2 dc) all in next ch-2 sp. 1 dc in each of next 14 dc. *Skip next 2 dc. 1 dc in each of next 14 dc. (2 dc. Ch 2. 2 dc) all in next ch-2 sp. 1 dc in each of next 14 dc. Rep from * 7 times more. Skip next dc. (1 dc in each of next 25 dc. 2 dc in next dc) 3 times. Join. 369 dc.

10th rnd: Sl st in next dc. Ch 3. 1 dc in each of next 13 dc. Skip next dc. (2 dc. Ch 2. 2 dc) all in next ch-2 sp. Skip next dc. 1 dc in each of next 14 dc. *Skip next 2 dc. 1 dc in each of next 14 dc. Skip next dc. (2 dc. Ch 2. 2 dc) all in next ch-2 sp. Skip next dc. 1 dc in each of next 14 dc. Rep from * 7 times more. Skip next dc. (1 dc in each of next 26 dc. 2 dc in next dc) 3 times. Join. 372 dc.

11th rnd: Sl st in next dc. Ch 3. 1 dc in each of next 14 dc. (2 dc. Ch 2. 2 dc) all in next ch-2 sp. 1 dc in each of next 15 dc. *Skip next 2 dc. 1 dc in each of next 15 dc. (2 dc. Ch 2. 2 dc) all in next ch-2 sp. 1 dc in each of next 15 dc. Rep from * 7 times more. Skip next dc. (1 dc in each of next 27 dc. 2 dc in next dc) 3 times. Join. 393 dc.

12th rnd: Sl st in next dc. Ch 3. 1 dc in each of next 15 dc. (2 dc. Ch 2. 2 dc) all in next ch-2 sp. 1 dc in each of next 16 dc. *Skip next 2 dc. 1 dc in each of next 16 dc. (2 dc. Ch 2. 2 dc) all in next ch-2 sp. 1 dc in each of next 16 dc. Rep from * 7 times more. Skip next dc. (1 dc in each of next 28 dc. 2 dc in next dc) 3 times. Join. 414 dc.

13th rnd: Sl st in next dc. Ch 3. 1 dc in each of next 15 dc. Skip next dc. (2 dc. Ch 2. 2 dc) all in next ch-2 sp. Skip next dc. 1 dc in each of next 16 dc. *Skip next 2 dc. 1 dc in each of next 16 dc. Skip next dc. (2 dc. Ch 2. 2 dc) all in next ch-2 sp. Skip next dc. 1 dc in each of next 16 dc. Rep from * 7 times more. Skip next dc. (1 dc in each of next 29 dc. 2 dc in next dc) 3 times. Join. 417 dc. Fasten off.

Horn Motif (make 3)
With A, ch 15.

1st row: (RS). 1 sc in 2nd ch from hook. 1 sc in each ch to end of ch. Turn. 14 sc.

2nd row: Ch 1. 2 sc in first sc. 1 sc in each sc to last sc. 2 sc in last sc. 16 sc.

3rd to 6th rows: Rep 2nd row four times more. Turn. 24 sc after 6th row.

7th to 16th rows: Ch 1. 1 sc in each sc across. Turn.

17th row: Ch 1. Sc2tog. 1 sc in each sc to last 2 sc. Sc2tog. Turn. 22 sts.

18th to 20th rows: Ch 1. 1 sc in each st across. Turn.

21st to 28th rows: Rep 17th to 20th rows twice. Turn. 18 sc at end of 25th row.

29th row: (RS). Ch 1. Sc2tog. 1 sc in each sc to last 2 sc. Sc2tog. Turn. 16 sts.

30th row: Ch 1. 1 sc in each st across. Turn.

31st to 42nd rows: Rep 29th and 30th rows 6 times. Turn. 4 sc at end of 41st row.

43rd row: As 30th row.

44th row: Ch 1. (Sc2tog) twice. 2 sts. Turn.

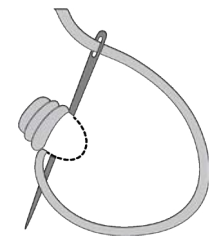
Do not fasten off. Proceed with edging as follows:

1st rnd: (RS). Ch 1. Work sc evenly around all 3 sides of Horn Motif, working 3 sc in each of tip of Horn and both bottom corners. Fasten off.


FINISHING

With A, sew horns to Blanket as shown in diagram.

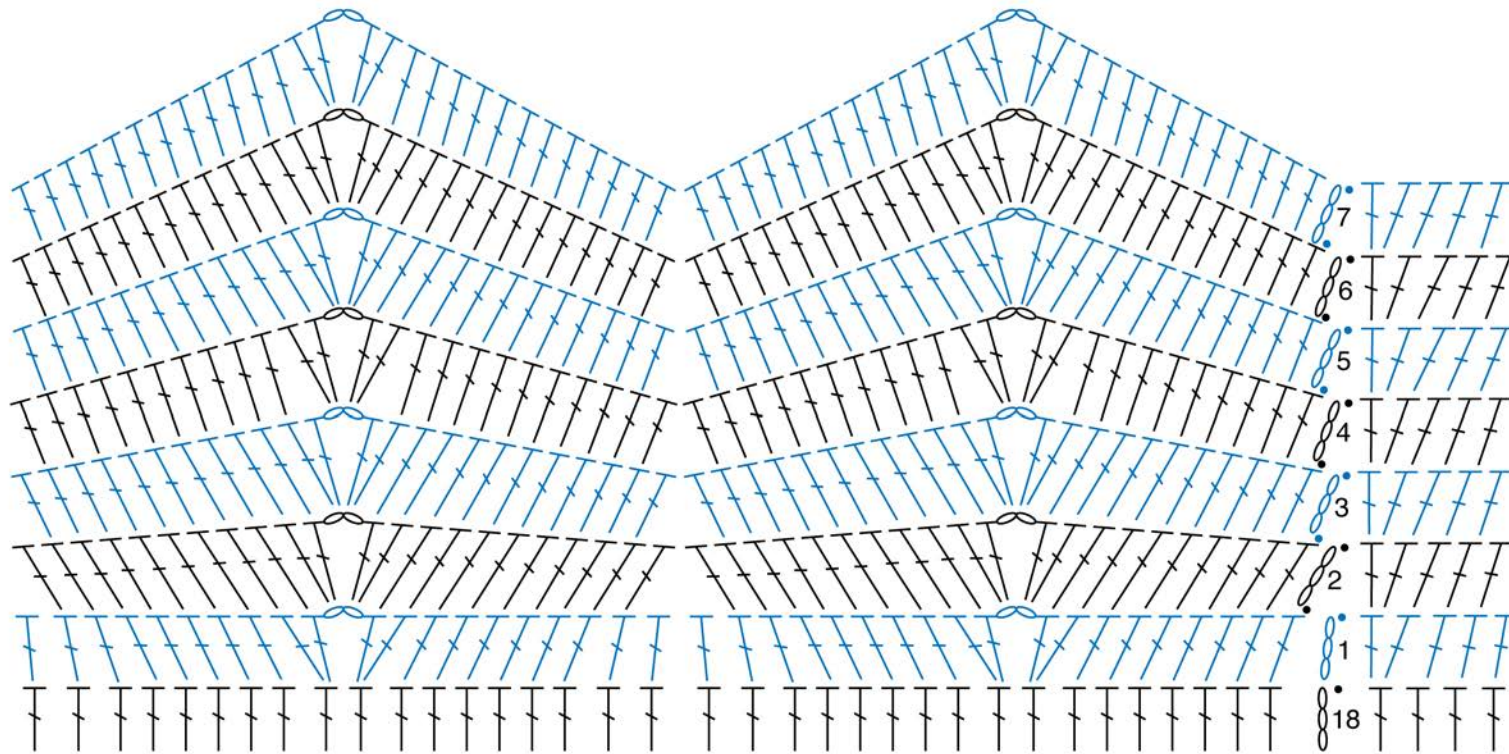
With black worsted weight yarn, embroider eyes with satin stitch as shown in diagram. With white worsted weight yarn, embroider shine in eye with satin stitch as shown in diagram.



SATIN STITCH



EYE PLACEMENT



SHAPED SPIKES ROWS 1-7

STITCH KEY

- = chain (ch)
- = slip stitch (sl st)
- ┆ = double crochet (dc)