


BERNAT® TUNISIAN ENTRELAC BABY BLANKET | TUNISIAN CROCHET



 CROCHET | SKILL LEVEL: EASY

MEASUREMENTS

Approx 35" x 42" [89 x 106.5 cm].

GAUGE

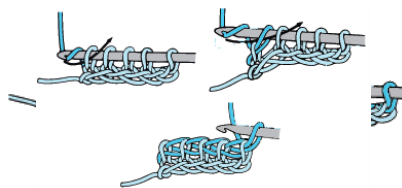
9 sts and 10 rows = 4" [10 cm].

INSTRUCTIONS

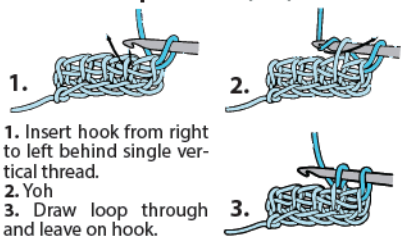
Forward Pass



Return Pass



Tunisian Simple Stitch (Tss)



Stripe Pat: Work 1 Strip of each color: A, B, C, D, E, F, G and H. These 8 rows form Stripe Pat.

Notes: Work all rows with RS of work facing.

To draw up a loop through single vertical bar or front bar of first st, always insert hook from right to left.

For easier count of side sts, do not work Ch 1 at beg and end of every row.

FIRST STRIP (worked with A)

With A, ch 113.

First Triangle

1st row: Work 1 regular sc in 2nd ch from hook. **Do not** turn.

2nd row: Forward pass: (Right to left).

Draw up a loop through front bar of first st. Draw up a loop in next ch. 3 loops on hook. **Do not** turn.

Return pass: (Left to right). (Yoh and draw through 2 loops on hook) twice. 1 loop rem on hook.

Do not turn.

MATERIALS

Bernat® Softee® Baby Chunky™ (5 oz/140 g; 155 yds/142 m)

Contrast A Candy Apple Red (96008) **1 ball**

Contrast B Creamsicle (96013) **1 ball**

Contrast C Buttercup (96014) **1 ball**

Contrast D Sprout Green (96010) **1 ball**

Contrast E Dragon Green (96009) **1 ball**

Contrast F Blue Lagoon (96011) **1 ball**

Contrast G Indigo (96015) **1 ball**

Contrast H Grape (96012) **1 ball**

Size U.S. M/13 (9 mm) flexible cable Tunisian crochet hook **or size needed to obtain gauge.**

ABBREVIATIONS:

Alt = Alternate

Approx =

Approximately

Beg = Beginning

Ch = Chain(s)

Cont = Continue(ity)

Pat = Pattern

Rem = Remain(ing)

Rep = Repeat

RS = Right side

Sc = Single crochet

Sl st = Slip stitch

Sp = Space(s)

St(s) = Stitch(es)

Tss = Tunisian simple stitch

Yoh = Yarn over hook

3rd row: Forward pass: (Right to left).

Tss in each of first 2 sts. Draw up a loop in next ch. 4 loops on hook.

Do not turn.

Return pass: (Left to right). (Yoh and draw through 2 loops on hook) 3 times. 1 loop rem on hook.

Do not turn.

4th row: Forward pass: (Right to left).

Tss in each of first 3 sts. Draw up a loop in next ch. 5 loops on hook.

Do not turn.

Return pass: (Left to right). (Yoh and

draw through 2 loops on hook) 4 times. 1 loop rem on hook.

Do not turn.

5th row: Forward pass: (Right to left).

Tss in each of first 4 sts. Draw up a loop in next ch. 6 loops on hook.

Do not turn.

Return pass: (Left to right). (Yoh and draw through 2 loops on hook) 5 times. 1 loop rem on hook.

Do not turn.

6th row: Forward pass: (Right to left).

Tss in each of first 5 sts. Draw up a loop in next ch. 7 loops on hook.

Do not turn.

Return pass: (Left to right). (Yoh and draw through 2 loops on hook) 6 times. 1 loop rem on hook.

Do not turn.

7th row: Sl st loosely in each of next 5 single vertical bars. Sl st in same sp as last st worked. First Triangle complete. 1 loop rem on hook.

First Square:

****1st row: Forward pass: (Right to left).**

Draw up a loop in each of next 6 ch and leave on hook. 7 loops on hook.

Do not turn.

Return pass for all rows: (Left to right).

*Yoh and draw through 2 loops on hook. Rep from * until 1 loop rem on hook. **Do not turn.**

2nd to 5th rows: Forward pass: (Right to left). Tss in each of first 5 sts. Draw up a loop in next ch.

Do not turn.

Rep, then Return pass once.

Next row: Sl st loosely into each of next 5 single vertical bars. Sl st in last worked ch.** First Square complete.

Second to Ninth Squares: Work from ** to ** as given for First Square.

Last Triangle

1st row: Forward pass: (Right to left).

Draw up a loop in each of next 6 ch and leave on hook. 7 loops on hook.

Do not turn.

Return pass for all rows: (Left to right).

*Yoh and draw through 2 loops on hook. Rep from * until 1 loop rem on hook. **Do not turn.**

2nd row: Forward pass: (Right to left).

Tss in each of first 5 sts. **Do not turn.**

3rd row: Forward pass: (Right to left).

Tss in each of first 4 sts. **Do not turn.**

4th row: Forward pass: (Right to left).

Tss in each of first 3 sts. **Do not turn.**

5th row: Forward pass: (Right to left).

Tss in each of first 2 sts. **Do not turn.**

6th row: Forward pass: (Right to left).

Tss in first st. **Do not turn.**

Return pass: (Left to right). Yoh and draw through 2 loops on hook.

1 loop rem on hook.

Fasten off.

SECOND STRIP (worked with B)

First Square

With RS facing, join B with sl st at top corner of First Triangle.

*****1st row: Forward pass: (Right to left).**

Working through both loops of sl sts, draw up a loop in each of next 6 sl sts and leave on hook. 7 loops on hook.

Do not turn.

Return pass for all rows:(Left to right).

*Yoh and draw through 2 loops on hook. Rep from * until 1 loop rem on hook. **Do not turn.**

2nd to 5th rows: Forward pass: (Right to left).

Tss in each of first 5 sts. Draw up a loop in next st of next Square.

Do not turn.

Rep, then Return pass once.

Next row: Sl st loosely into each of next 5 single vertical bars. Sl st in top of square of 1st Strip.*** First Square complete.

Second to Eighth Squares:

Rep from *** to *** as given for First Square of Second Strip.

Fasten off at end of last Square.

THIRD STRIP (worked with C)

First Triangle

With RS facing, join C with sl st to same sp where First Square of previous row started.

1st row: Forward pass: (Right to left).

Ch 1. 1 sc in same sp as sl st. Draw up a loop through front vertical bar of first sc. Draw up a loop in first st of First Square of Second Strip and leave on hook. 3 loops on hook.

Return pass: (Left to right). (Yoh and draw through 2 loops on hook) twice. 1 loop rem on hook.

Do not turn.

2nd row: Forward pass: (Right to left).

Tss in each of first 2 sts. Tss in single vertical bar of next Square. 4 loops on hook. **Do not turn.**

Return pass: (Left to right). (Yoh and draw through 2 loops on hook) 3 times. 1 loop rem on hook.

Do not turn.

3rd row: Forward pass: (Right to left).

Tss in each of first 3 sts. Tss in single vertical bar of next Square. 5 loops on hook. **Do not turn.**

Return pass: (Left to right). (Yoh and draw through 2 loops on hook)

4 times. 1 loop rem on hook.

Do not turn.

4th row: Forward pass: (Right to left).

Tss in each of first 4 sts. Tss in single vertical bar of next square. 6 loops on hook. **Do not turn.**

Return pass: (Left to right). (Yoh and draw through 2 loops on hook) 5 times. 1 loop rem on hook.

Do not turn.

5th row: Forward pass: (Right to left).

Tss in each of first 5 sts. Tss in single vertical bar of next square. 7 loops on hook. **Do not turn.**

Return pass: (Left to right). (Yoh and draw through 2 loops on hook) 6 times. 1 loop rem on hook.

Do not turn.

6th row: Forward pass: Sl st loosely in each of next 5 single vertical bars. Sl st in top of next square. First Triangle of Third Strip is complete.

First to Eighth Squares: With C, work as given for First Square of Second Strip.

Last Triangle

1st row: Forward pass: (Right to left).

Tss in each of first 5 sts. Draw up a loop in same sp where last st was made. 7 loops on hook. **Do not turn.**

Work from **** to ** as given for last Triangle of First Strip.

Fasten off at end of last row.

Keeping cont of Stripe Pat, rep Second and Third Strips for pat until work from beg measures approx 42"

[106.5 cm], ending on 3rd Strip.

Fasten off.