



Crafty Jack-o'-Lantern

You don't have to know how to knit or crochet to make this spook-tacular Jack-o'-Lantern. Just follow our easy steps below and you'll have a great decoration to enjoy for years.

Pumpkin measures **15" high by 33" around**.

Aunt Lydia's® Classic Crochet 10™: 2 balls 431 Pumpkin.

Materials

Felt: ½ yd green, ¼ yd black, small amount yellow; 12" round balloon; fabric stiffener or sugar starch solution, white glue, toothpick, scissors, bowls for glue or starch mixture.

Balloon

- Blow up balloon until it measures 33" around; knot end securely. Tie thread around knot on balloon to secure.
- Wrap thread around balloon in all directions to desired density; avoid leaving large openings. Secure thread end. Tie a short length of thread to the knot to be used as a hanging loop.

Stiffening

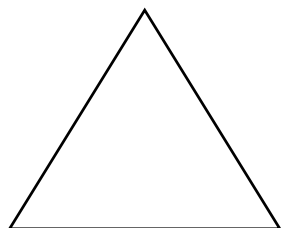
- Prepare commercial fabric stiffener according to manufacturer's directions or prepare sugar starch solution: Dissolve 1 cup of sugar in ½ cup of water over heat. When completely dissolved and about to simmer, remove from heat and allow to cool for 10 minutes.
- Hold wrapped balloon over bowl and pour prepared solution over balloon several times to saturate thread. Hang balloon over a bowl to catch drips. Allow to dry completely for about 24 to 36 hours depending on humidity. Burst balloon with sharp point and remove from thread bubble.

Cut out the following from felt using patterns:

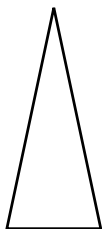
Eyes - 2 circles in yellow
Inner Eyes & Eyebrows - 2 of each in black
Mouth, Nose – 1 of each in black
Eyelashes – 8 in black
Top of Stem – 1 in green
Leaves – 3 in green

- Cut a Strip of green felt 2½" x 8". Glue toothpick to short end of strip leaving half of toothpick exposed; roll felt firmly around toothpick, gluing as you roll. Apply glue to rolled end where toothpick emerges; insert toothpick into top of thread bubble for stem. Glue green top onto stem; glue leaves around stem.
- Glue facial features in place as in photo.


AUNT LYDIA'S® "Classic Crochet Thread", Size 10™, Art. 154 available in white & ecru 400 yd; solid color 250 yd; shaded color 300 yd balls.




Nose
(black)



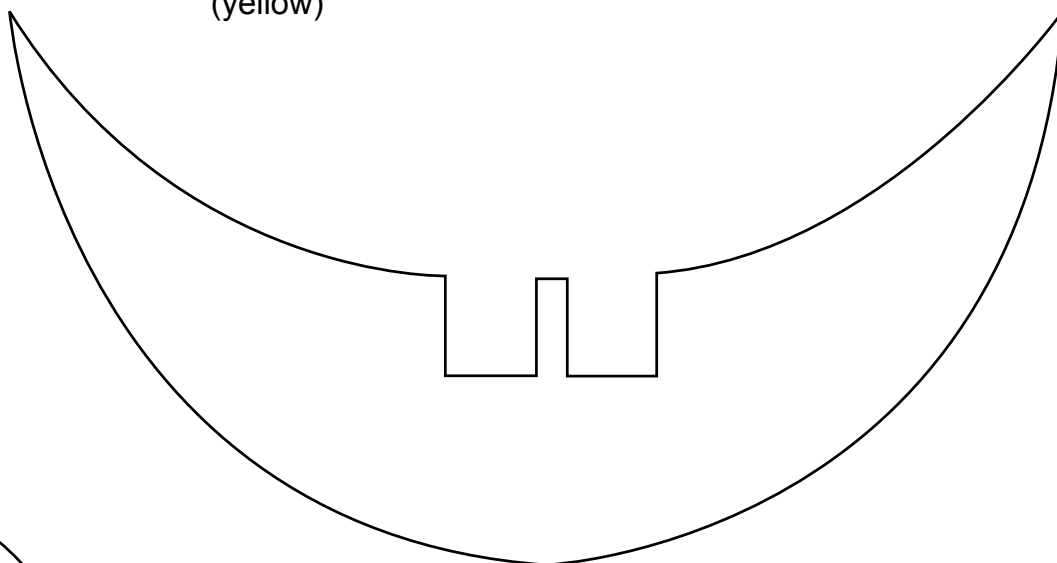
Eyelash
(black)



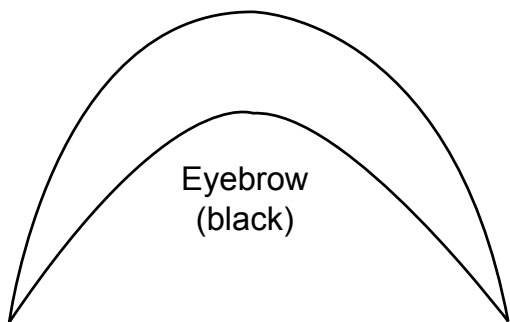
Eye
(yellow)



Inner Eye
(black)



Mouth
(black)



Eyebrow
(black)

