

KARTIQUE

BUREAU SOFA

by cameron foggo

Casually slack cushions contrast with super-sleek arms, sitting on a tidy steel base for an effect that is loaded with low key elegance.



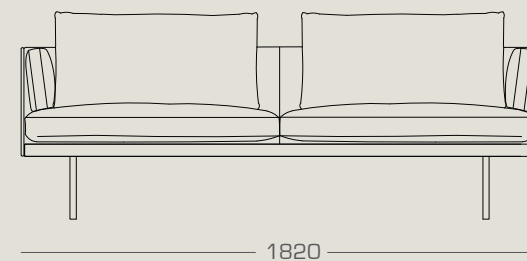
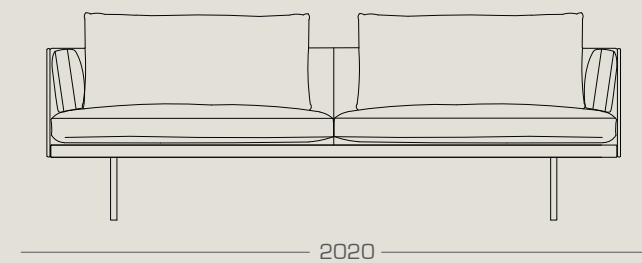
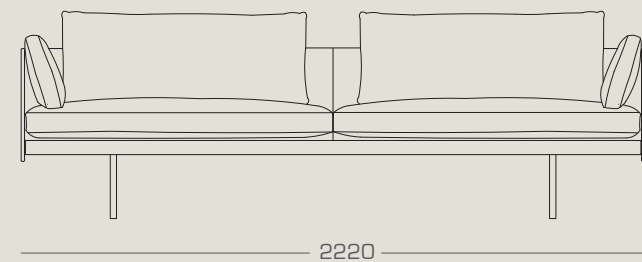
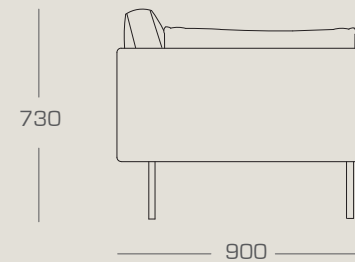
AVAILABLE IN THE FOLLOWING CONFIGURATIONS

bureau sofa
2220W x 900D x 730H
2020W x 900D x 730H
1820W x 900D x 730H

frame : powder coated steel (matte black) /
solid New Zealand pine /seatbelt webbing

filling : high density polyurethane foam, duck feather and fiber
on all cushioning.

see our fabric and leather sample box for available options



NATADORA

