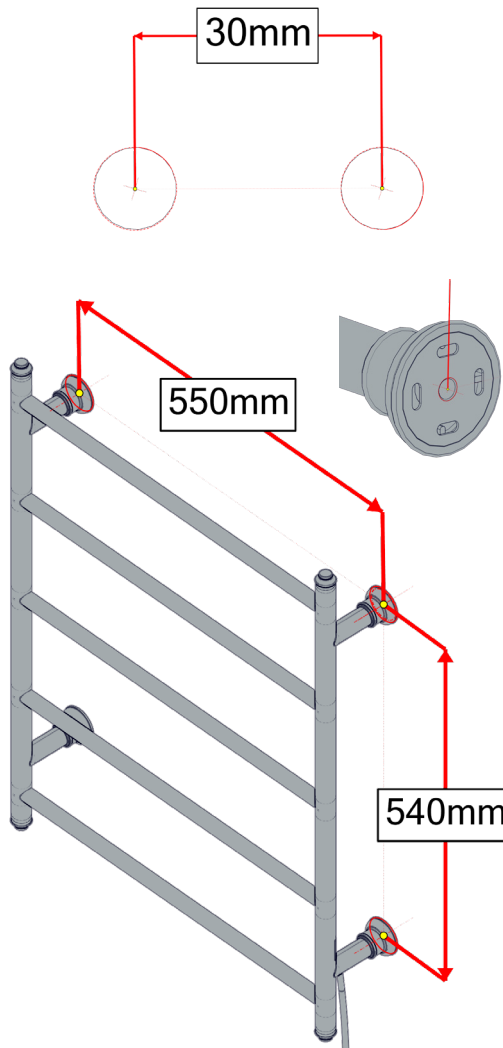


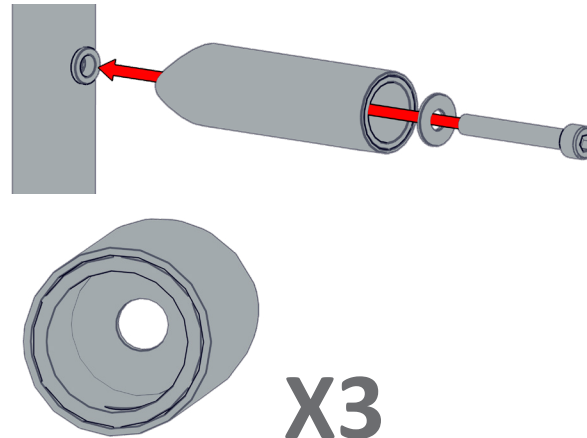
## HOLE DIMENSIONS



\*ALWAYS MEASURE ACTUAL PRODUCT\*

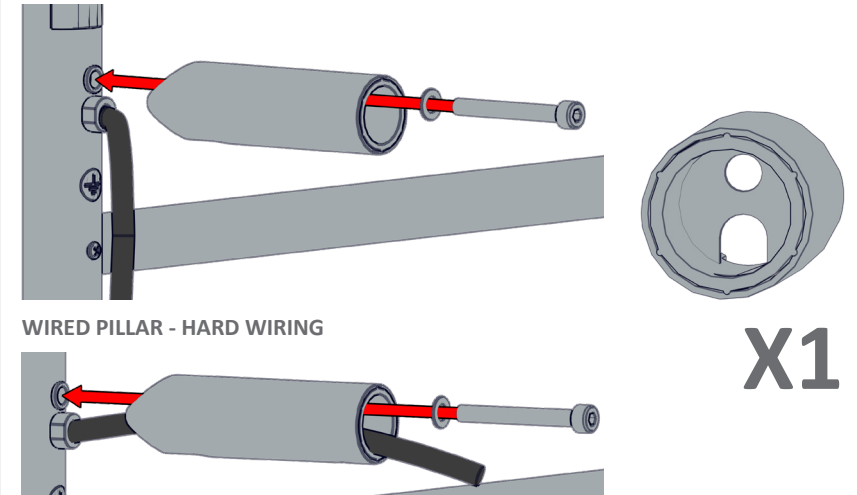
1

### STANDARD PILLAR



2

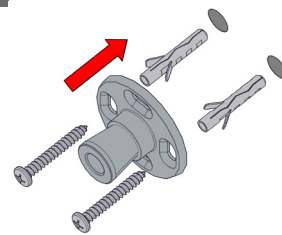
### WIRED PILLAR - STANDARD PLUG IN



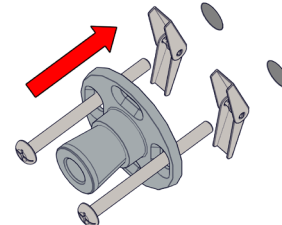
### WIRED PILLAR - HARD WIRING

3

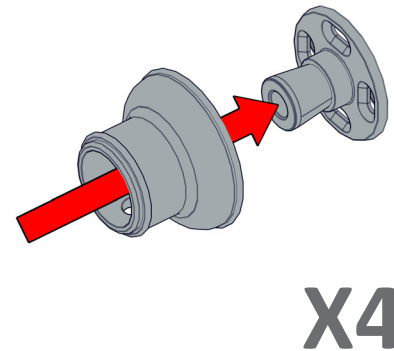
### BRICK



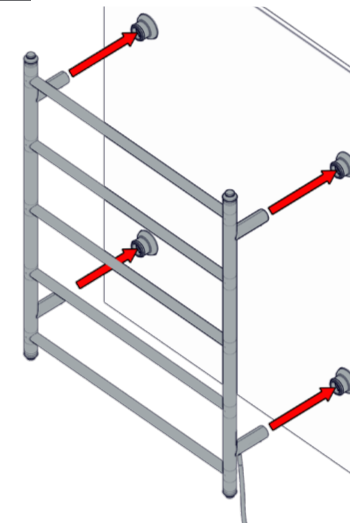
### PLASTER



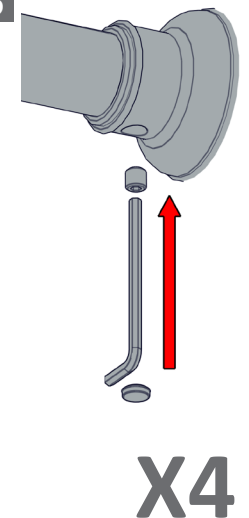
4



5



6



### SAFETY WARNING:

- This product is only used for drying textile materials which were washed in water.
- This product should be installed in areas away from water. Do not immerse in water.
- Any damage to the power cord, must be repaired by a licensed electrician.
- No climbing on this product.
- Max. Loading: 5 KG
- Electrical data: 240V, 50Hz, 35W, IPX4

### WARRANTY:

Please refer to the full warranty statement enclosed with the product before installing. Or visit [www.phoenixtapware.com.au](http://www.phoenixtapware.com.au) to download a copy.

### MAINTENANCE AND CARE:

- Chrome plated surfaces should be cleaned with mild liquid detergent or soap and water.
- Do not use cream cleaners or citrus based cleaning products, as they are abrasive.
- Use of unsuitable cleaning agents may damage the surface. Any damage caused in this way will not be covered by warranty.

### DISCLAIMER:

While we aim to ensure the specifications shown are correct at the time of printing, we reserve the right to make modifications without prior notice. Always use the physical product measurements for mark-ups and roughing-in as the line drawing shown may differ from the actual product over time.

\*Hard wire installation must be conducted by a

\*All measurements are shown in millimeters.