

God Makes a Promise to Abraham

MAIN IDEAS

- **God desires to make a special people for Himself.**
- **God chooses Abraham to be His friend and gives Abraham faith to trust in Him.**
- **God promises Abraham descendants from all nations.**

MEMORY VERSE

All the nations you have made shall come and worship before you, O Lord, and shall glorify your name.—Psalm 86:9

SCRIPTURE

- 1) Genesis 12:1-2
- 2) Genesis 15:1, 5
- 3) Genesis 21:1-3
- 4) Genesis 22:1-13, 17-18
- 5) (Psalm 86:9)
- 6) (James 2:23)



TEACHER INTRODUCTION

The story of Abraham emphasizes a major theme in the Bible: justification by faith alone. As we have seen in previous lessons, all people are helpless sinners and deserve God's punishment. The only way to be a child of God is to depend totally on His saving provision. Abraham's faith expresses the extent to which he was trusting in God. Instead of depending on any ability he had within his own sinful nature, Abraham put his whole confidence in the greatness and worth of God, trusting that God would keep all of His promises (Hebrews 11:8-12, 17-19). In Abraham, God revealed His purpose and promise to establish a great nation of people saved by faith—a nation that will someday include believers from all the nations and ethnic groups of the world.

As you prepare for this week's lesson, meditate on the promises of God and His power and faithfulness to keep them. Are you trusting in God alone for your salvation? Do you believe that God will keep His promises? Pray for a heart of faith that will joyfully embrace and trust in the promises of God. Pray that the children would have faith awakened in their hearts. Pray that God would use them to glorify God among the nations and gather for Himself a people from every tribe and tongue.

CURRICULUM RESOURCES

- **Abram (9A)**
- **Sarai (9B)**
- **Promise (9C)**
- **Isaac (9D)**
- **Ram (9E)**
- **Stars (9F)**
- 2 Darkened Hearts and 2 Red Hearts (9G-9H)
- Growing in Faith Together for Lesson 9 (one per child)

OTHER SUPPLIES

- Bible
- 2 paper plates
- 8 crayons
- Small pile of sand (if sand is not available, use salt or sugar)
- For Application (for each child):
 - › Star stickers, sequins, or glitter glue
 - › Markers or crayons
- For Application (for each group):
 - › World map
 - › Photos of people from other nations

God Makes a Promise to Abraham

MATERIALS FOR OPTIONAL ACTIVITIES

1. Missions Book

- › Missions book, such as *I Heard Good News Today* by Cornelia Lehn

2. Missions Map

- › Laminated world map
- › Flags or photos

3. Glow-in-the-Dark Placard

You will need the following supplies for each child:

- › 4.5" x 6" piece of black construction paper
- › Glue
- › Glow-in-the-dark star shapes
- › Psalm 86:9 Handout (OA-9, Curriculum Resources)

Large Group Lesson

(Briefly review last week’s lesson by asking the following types of questions.)

❓ *Why did God send a flood over the whole world? Did everyone die in the flood? Why did God save Noah and his family? Were they sinners, too? What had God done to Noah’s sinful heart?*

- Noah loved, trusted, and obeyed God.
- He knew he was helpless to fix his sinful heart.
- He knew he deserved God’s punishment. He knew that only God could help him.
- He had faith in God. He did things God’s way.
- God was pleased with Noah and God covered Noah’s sin.
- God saved Noah and his family from death in the flood.

Illustration.....

2 PAPER PLATES,
8 CRAYONS,
PLATES, PILE
OF SAND

(Take out the **2 Paper Plates** and set them on a table or desk. Place the **8 crayons** on one **plate** and the **pile of sand** on the other. Choose two children to come to the front.)

I have special job for each of you.

You [addressing one of the children] should count the number of crayons.

And you [addressing the other] should count the number of grains of sand.

(Help the child counting the sand get started. Let the second child continue counting the grains of sand for about a minute after the other child has finished counting the crayons. Address the following questions to the child who counted the crayons.)

Did you finish counting the crayons already? How many are there? Only eight? That is such a small number. [Child’s name] and I have hardly started counting the grains of sand. There are too many grains to count! There must be thousands and thousands of grains. I think we’ll give up counting the sand and just say that there is more than we can count.

(Have the children return to their seats. Display the **8 crayons** for everyone to see.)

.....

God Makes a Promise to Abraham

There is a special reason I brought eight crayons to class today. Eight is not a very big number, but it is the number of people who were on the ark and were saved from the terrible flood. In all the world, God had saved eight people from death and destruction.

Why such a small number? Does God only choose to save a very small number of people? Is it too hard for God to save a lot of people? Can God only take care of and love a few people at a time? Those are very important questions. Where will we find the answer to those questions? Yes, in the Bible.

Story

God Gives Faith to Abraham (Genesis 12:1-2; 15:1, 5; 21:1-3; 22:1-13, 17-18)

(The narrative of Abraham's life of faith is long and most young children are familiar with the major events in the story. Therefore, we will be giving a brief summary leading up to the main focus: the sacrifice of Isaac and the resulting promise of God. Briefly summarize the following events.)

- After the flood, the world began to fill with people again.
- Because Noah and his children were sinners, all the people born after the flood are sinners too.
- God chose Abram and Sarai to be His people.



(Display the **Abram and Sarai** visuals.)



- God commanded Abram to leave his home and travel to a land far away.

(Display **Promise**.)

God promised Abram a great reward: he would become the father of a great nation of many people. Even though it was hard to leave his home, Abram trusted and obeyed God. Abram and his wife Sarai had no children. God promised Abram that Sarai would give birth to a boy.



- Abram knew that God is the most special person of all. Abram trusted God to keep His promise.
- God decided to give Abram and Sarai new names because of His promise: Abraham and Sarah.
- Even though Sarah was too old to have a baby, nothing is too hard for God. God kept His promise and Isaac was born.

(Display **Isaac**.)



- When Isaac was a young boy, God commanded Abraham to kill Isaac and offer him as a sacrifice instead of an animal.

Do you think Abraham would really do this? Isaac was the special son that God had promised him. Why not just sacrifice an animal like Abel did? Was Abraham certain that God's commands are always right? Did Abraham really believe that God is good, loving, and faithful? Did Abraham love and trust God with all his heart? Did he do things God's way?

Genesis 22:10—*Then Abraham reached out his hand and took the knife to slaughter his son.*

- Abraham *trusted* God with all his heart and *obeyed* Him, and this is what God did...

Genesis 22:11-13—*But the angel of the LORD called to him from heaven and said, "Abraham, Abraham!" And he said, "Here I am."¹² He said, "Do not lay your hand on the boy or do anything to him, for now I know that you fear God, seeing you have not withheld your son, your only son, from me."¹³ And Abraham lifted up his eyes and looked, and behold, behind him was a ram, caught in a thicket by his horns. And Abraham went and took the ram and offered it up as a burnt offering instead of his son.*



(Display **Ram**.)

- God saved Isaac and provided an animal sacrifice for Abraham to offer instead.
- God was happy to choose Abraham to be His friend.
- God wants to share His wonderful love and goodness with people.
- Abraham was a sinner just like Adam, Eve, Abel, and Noah.



(Tape one of the **2 Small Darkened Hearts** to the **Abram** figure.)

- Like Abel and Noah, Abraham knew that he could not fix himself or do things his own way and be happy.
- Abraham believed that God was the most special person of all, so he trusted God and did things God's way.
- He trusted that God would provide a sacrifice (Genesis 22:8), and God covered Abraham's sinful heart.



(Tape one of the **2 Small Red Hearts** to the **Darkened Heart** on the **Abram** figure.)

- God was happy with Abraham's faith and made a very special promise to Abraham and his descendants.



(Display **Stars**.)

Genesis 22:17-18—[God said to Abraham,] *"I will surely bless you, and I will surely multiply your offspring as the stars of heaven and as the sand that is on the seashore. And your offspring shall possess the gate of*

God Makes a Promise to Abraham

his enemies,¹⁸ and in your offspring shall all the nations of the earth be blessed, because you have obeyed my voice.”

PILE OF SAND (Show the children the **pile of sand** again.)

Could we count all the grains of sand?

That’s how many children, grandchildren, and great-grandchildren (and on and on) God promised to give to Abraham. There will be more descendants than Abraham can even count. These are children, who like their father Abraham, will love and trust God with all their heart; people who know that only God can fix their sinful hearts and make them happy.



(Tape the other **Small Darkened Heart** to the **Sarai** visual, and then tape the other **Small Red Heart** over **Sarai’s Small Darkened Heart**.)



God will say to these people, “You are My people and My friends.” God is so special and wonderful that He is overflowing in love and happiness. God is so great that He is able to save more than just a few people. God chooses to save lots and lots of people, more people than we can even count. God made that promise to Abraham a long time ago and God is still keeping that promise today.

Small Group Application

Choose one or more of these application ideas, as time allows.

Workbook

Have children turn to Lesson 9 in their workbooks. Give them star stickers, sequins, or glitter glue to decorate the stars.

God’s Friends

Ask the children to count the number of their friends. Is their number closer to the number of crayons or to the number of grains of sand or rice?

What about the number of God’s friends? What does this tell us about God?

God is Great

Does God want to share His love and joy with just a few people or with lots and lots of people? Why is God able to save so many people? Because God is so special, wonderful and great, He is able to love and save as many people as He chooses.

Memory Verse

Read today's memory verse from **Psalm 86:9—All the nations you have made shall come and worship before you, O Lord, and shall glorify your name.** Show the children a map of the world and pictures of people from other nations. Explain that the “nations” in this verse are people from all over the world.

God wants to save many people to show how special He is!

God's Promise

Point to the stars on the workbook page and have the children count them. Have the children fill in the blank below their picture with the number of stars they counted (Answer: 32 stars). Ask the children if they have ever looked up into the sky on a very dark night.

There are a lot of stars in the sky. Too many to count! What should this remind us of?

Trusting God

Ask the children what it means to really trust someone.

How did Abraham show that he really trusted God? (Recall the story of Abraham's sacrifice of Isaac.) How did God respond to his faith? What does this show us about God? [He will provide what we need, He is loving and good, etc.] Is it sometimes hard for you to trust God? For example, do you get scared during a bad storm? What true things about God can you remember? How should these give you confidence that God can always be trusted?

Trusting God

Recall what it was that God told Abraham to do.

Do you think that Abraham wanted to kill his son? If Abraham had done things his own way instead of God's way, what might he have done? Abraham trusted God with all his heart and he did things God's way. God is happy to call people who trust in Him “friends.”

Read **James 2:23—...Abraham believed God, and it was counted to him as righteousness—and he was called a friend of God.**

God is Keeping His Promise

Read God's promise to Abraham in Genesis 22:17-18.

How do we see God keeping this promise today?

Read today's memory verse and explain how it relates to Genesis 22:17-18.

Seeing Jesus

The story of Abraham's sacrifice of Isaac is a “picture” of another father who sacrificed His only Son. Who was that? [God sacrificing Jesus on the cross] Why was that sacrifice better than sacrificing an animal? [At this point in the curriculum, simply pose the question without a lengthy answer or explanation.]

Optional Activities

If time allows, choose one of the following optional activities:

1. *Missions Book*

Read a story from a missions book such as *I Heard Good News Today* by Cornelia Lehn (Faith and Life Press, 1983). Emphasize how the story is a fulfillment of God's promise to Abraham from long ago.

2. *Missions Map*

Laminate a poster-size world map. Help the children affix a set of various country's flags or pictures of nationals and/or missionaries, to the map at the appropriate places. You may wish to emphasize a certain area of the world, such as the 10/40 Window, or countries served by missionaries from your church. In the following weeks, choose a different country each week and take a few minutes at the beginning or end of class to help the children pray specifically for the people there.

3. *Glow-in-the-Dark Placard*

Cut out a 4.5" x 6" rectangle from black construction paper. Have the children glue a copy of the memory verse from the **Psalm 86:9 Handout** to the bottom half of the paper. Then have them glue the glow-in-the-dark stars to the top half of the paper and suggest they hang it up at home where they will be able to see it from their bed.

Send Home

- Growing in Faith Together for Lesson 9 (one per child)

















SAMPLE LESSONS



All the nations you have made
shall come and worship
before you, O Lord, and shall
glorify your name.



Psalm 86:9

OA-9

All the nations you have made
shall come and worship
before you, O Lord, and shall
glorify your name.



Psalm 86:9

OA-9

All the nations you have made
shall come and worship
before you, O Lord, and shall
glorify your name.



Psalm 86:9

OA-9



Lesson 9

Jesus, What a Savior!

God Makes a Promise to Abraham

MAIN IDEAS

- God desires to make a special people for Himself.
- God chooses Abraham to be His friend and gives Abraham faith to trust in Him.
- God promises Abraham descendants from all nations.

SCRIPTURE

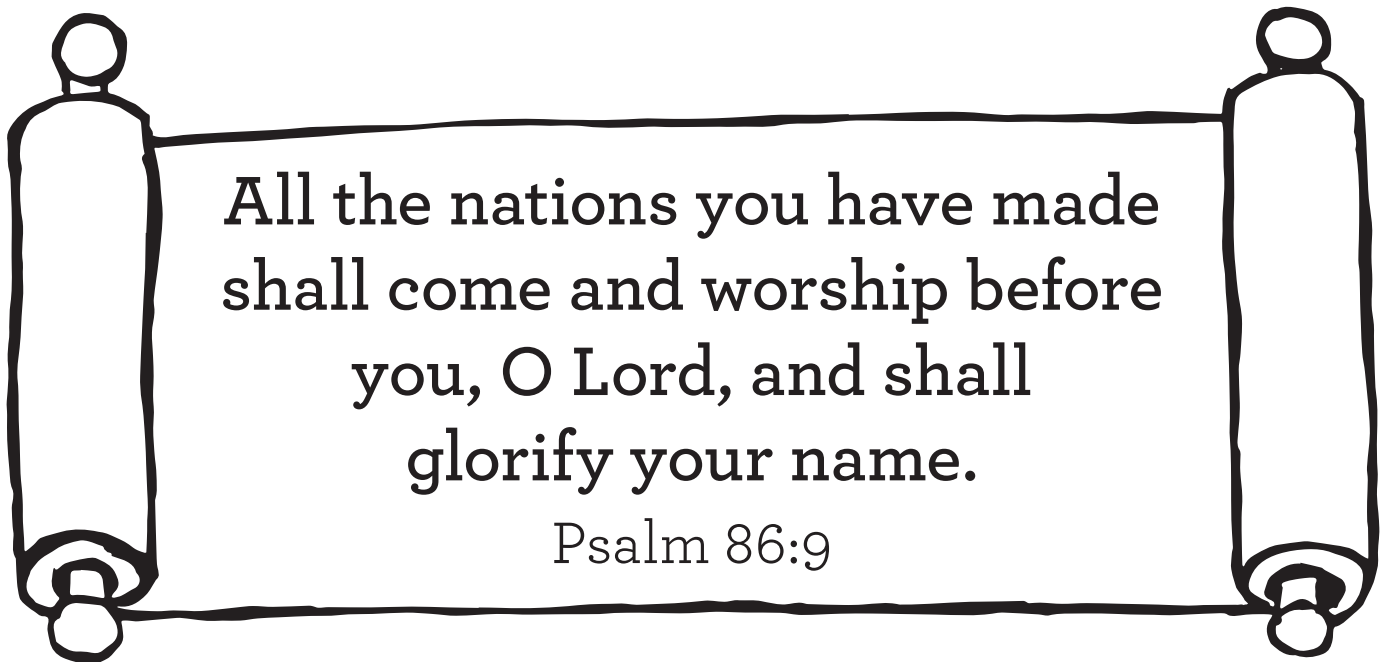
1) Genesis 12:1-2
5) Psalm 86:9

2) Genesis 15:1, 5
6) James 2:23

3) Genesis 21:1-3

4) Genesis 22:1-13, 17-18

MEMORY VERSE



ACTIVITY

God chose Abraham to be His friend and gave him a special promise. Abraham trusted God and believed His promise that God would save lots and lots of people to be His friends—more than Abraham could even count.

Instructions: Decorate the stars with sparkly stickers or glitter glue.



How many stars are in the sky above? Count them. There are _____ stars. Would a real night sky have even more stars than this? What promise did God make to Abraham when he looked up at the night sky? (Hint: Genesis 15:5)



God Makes a Promise to Abraham

MAIN IDEAS

- **God desires to make a special people for Himself.**
- **God chooses Abraham to be His friend and gives Abraham faith to trust in Him.**
- **God promises Abraham descendants from all nations.**

MEMORY VERSE

All the nations you have made shall come and worship before you, O Lord, and shall glorify your name.
—Psalm 86:9

SCRIPTURE

- 1) Genesis 12:1-2
- 2) Genesis 15:1, 5
- 3) Genesis 21:1-3
- 4) Genesis 22:1-13, 17-18
- 5) Psalm 86:9
- 6) James 2:23



LESSON SUMMARY

The story of Abraham emphasizes a major theme in the Bible: justification by faith alone. As we have seen in previous lessons, all people are helpless sinners and deserve God's punishment. The only way to be a child of God is to depend totally on His saving provision. In this lesson we highlighted some key events in the life of Abraham that demonstrated his faith in God. Abraham's faith expresses the extent to which he was trusting in God. Instead of depending on any ability he had within his own sinful nature, Abraham put his whole confidence in the greatness and worth of God, trusting that God would keep all of His promises (Hebrews 11:8-12, 17-19). In Abraham, God revealed His purpose and promise to establish a great nation of people saved by faith—a nation that will someday include believers from all the nations and ethnic groups of the world.

PRAYER POINTS

As you review this lesson with your child, meditate on the promises of God and His power and faithfulness to keep them. Ask your child: Are you trusting in God alone for your salvation? Do you believe that God will keep His promises? Pray...

- *for a heart of faith that will joyfully embrace and trust in the promises of God.*
- *that you and your child would have faith awakened in your heart.*
- *that God would use each of you to glorify God among the nations and gather for Himself a people from every tribe and tongue.*



AS YOU WALK BY THE WAY

- How did Abraham show that he really trusted God? Recall the story of Abraham's sacrifice of Isaac. Do you think Abraham wanted to kill his son? If Abraham had done things his own way instead of God's way, what might he have done? How did God respond to Abraham's faith?
 - Is it sometimes hard for you to trust God? For example, do you get scared during a bad storm? What true things about God can you remember? How should these give you confidence that God can always be trusted?
- Read God's promise to Abraham in Genesis 22:17-18.
How do we see God keeping this promise today?
 - If possible, show your child a map of the world and/or pictures of people from other nations.
Does God want to share His love and joy with just a few people, or with lots and lots of people? Why is God able to save so many people?

ACTION STEP

This week, learn about a missionary family in your church. Make a card to encourage them and ask your parents help in mailing it.

All the nations
you have made
shall come and
worship before
you, O Lord,
and shall glorify
your name.

Psalm 86:9



Jesus Teaches Sinners

MAIN IDEAS

- **Jesus reveals the truth about God through words, pictures, and actions.**
- **Jesus gives understanding to simple sinners.**
- **Jesus' friends are those who respond to Him in faith that is demonstrated in obedience.**

MEMORY VERSE

[Jesus said,] *"If you abide in my word, you are truly my disciples,"*—John 8:31b

SCRIPTURE

- 1) Luke 8:1, 4-15
- 2) (John 8:31b)



TEACHER INTRODUCTION

As presented in previous lessons, Jesus came to save sinners. But His message of good news was not always understood by sinners. Therefore, Jesus' ministry also included being a wise and patient teacher. His desire was to make known to educated and uneducated sinners alike the depth of the riches of the mercy of God. Rather than speaking in lofty ways that only scholars could understand, He taught the crowds using the vernacular, speaking with words and illustrations that were part of their everyday life. And yet, not everyone would respond in faith. And this is the point of the parables of Jesus—that seeing they may not see, and hearing they may not understand (Matthew 13:13). Many of the most learned people would hear Jesus and remain unchanged. But to those who Jesus loved and called, He revealed the secrets of the Kingdom of God, and they were changed forever (Matthew 13:16-17).

As you prepare for this lesson, pray for a humble and eager heart to receive the teaching of Jesus and obey it. Pray that He would equip you with the wisdom and patience to teach the students in your classroom His truth. Pray that God would give the students hearts to understand and embrace the teaching of Jesus.

CURRICULUM RESOURCES

- **Sower (17A)**
- **Seed (17B)**
- **Wilted Plant (17C)**
- **Weeds and Thorns (17D)**
- **Healthy Plant (17E)**
- Growing in Faith Together for Lesson 17 (one per child)

OTHER SUPPLIES

- Bible
- Small clay or plastic pot
- A small bag of potting soil
- Package of bean seeds
- Rocks
- Sticks (to use as "weeds")
- Small artificial or real plant (to place in a pot)
- For Application (for each child):
 - › Markers or crayons
 - › Small flat grain seeds (e.g., oats, wheat)
 - › Glue

Jesus Teaches Sinners

MATERIALS FOR OPTIONAL ACTIVITY

1. Looking for Good Soil Treasure Hunt

- › Seeds Cards (OA-17, Curriculum Resources, cut apart)
- › 4 small plastic cups
- › Potting soil
- › 4 craft sticks
- › Glue

2. Act out the Bible Story

No supplies are needed for this activity.

Large Group Lesson

Illustration.....

SPECIAL ITEMS

(Tell the students that you have brought some **special items** to class today. Without showing the items to the students, use the following terms to describe what you will be doing with the items.)

I am going to teach you how to place organic medium into an earthen ¹ receptacle in order to establish a botanical specimen.

Did you understand what I just said? Why don't you understand what I am going to be teaching you? Maybe the words I used were too hard for you to understand? If I show you what I'm talking about, maybe you could guess what I will be teaching you?

SOIL, POT,
AND SEEDS

(Take out the **soil, pot, and seeds.**)

After seeing what I brought, can you guess what I am going to teach you to do? Am I going to show you how to sew a dress? Bake cookies? Of course not! I am going to teach you how to plant seeds.

When I told you that I was going to "be placing organic medium into an earthen receptacle in order to establish a botanical specimen" I was really saying, "I am going to put dirt in a pot and plant some seeds."

Sometimes you can explain big words by using words that are easier to understand. If I were going to teach you how to do something, should I use big, fancy words or small, simple words? Which words would help you learn better when you are young? Yes, the small, simple words. Simple words can help explain what the big words mean. And if I want you to understand really well, I could use real dirt, a pot, and seeds to show you how to do it. Good teachers try to use words you can understand, things you can see, and actions that you can watch to help explain important things.

.....

- God has many important things that He wants us to learn and understand.
- God wants us to know how great and wonderful He is.
- God wants us to know how happy He can make us.
- God wants us to know that we are sinners, and we need Him to save us.

1. If using plastic containers, use the term "polyurethane."

- And because God is great, there are many things about God that are hard for us to understand.
- God sent Jesus to teach us about those things.
- Jesus taught people using real words, pictures, and actions.

Because Jesus knows everything and is the smartest person of all, do you think He only used big, fancy, hard-to-understand words when He taught people? If He had used those kind of words, who would have been able to understand Him? ² Only really smart people. Did Jesus come to save only really smart people? No. Who did Jesus come to save? Yes, Jesus came to save sinners! Even sinners who didn't understand big, fancy words. The Bible tells us how Jesus taught. It gives us the words, pictures, and actions that Jesus used.

Story

The Parable of the Sower (Luke 8:1, 4-15)

SOIL, POT, ROCKS,
STICKS (WEEDS),
PLANT, AND SEEDS

(Use the **Soil, Pot, Rocks, Sticks (weeds), Plant, and Seeds** to demonstrate the story as you tell it. To show the “path,” simply pack down the soil and dig a small “trench” for the path after you put it in the pot. Emphasize the following points before reading the story.)



- Jesus desired to teach and explain to people the good news about God, and what He had come to do for sinners.
- Parables are pretend stories that tell us about true things.
- Jesus used a word picture of something everyone—even children—understood.
- He told the story of a farmer planting seeds.
- Jesus used simple words and pictures to tell the story.



(Read verses 5-8 to the children.)



- Jesus' disciples could not understand what planting seeds had to do with understanding God. It seemed too simple.
- Many people thought that only smart people should be able to understand true things about God.



- Jesus is a patient teacher.
- He wants His people to understand who God is and what God is like, so He used things we know to explain things we don't know.



- Jesus is a good teacher. He knows how to help sinners understand difficult things about God.
- Jesus explained His story.

2. In this context we are not speaking in terms of spiritual understanding, but in terms of intellectual comprehension of words and their usage.

BIBLE



(Using a **Bible** and **Visuals 17A-17E**, briefly and simply explain the meaning of each of the different soils and the seed from verses 5-8, and give an example of each response. For example, for verse 12: someone hears the Bible and then says something like, “That’s not true! How could anyone believe in Jesus. That is foolish.” For verse 14: “I like these stories from the Bible, but I’d rather do other things. Playing with my friends is more important than Jesus.” Display the visual and then discuss the corresponding comparison in verses 12-15.)

- Jesus is the best teacher of all.
- Everything He says is right and true.
- Jesus’ real friends are those who believe and obey His teaching (John 8:31b; John 15:14).

.....

Small Group Application

Choose one or more of these application ideas, as time allows.

Workbook

Have the children turn to Lesson 17 in the workbook and color the picture. Then glue seeds falling to the ground. Jesus used simple words, pictures, and actions to teach people.

You do not have to be smart, or the best reader, or know big words to understand Jesus. Jesus came to give understanding to sinners—even children! What kinds of things have you learned about Jesus? Where did you learn these things? Can you think of other parables Jesus told? (e.g., lost sheep, lost coin, the Good Samaritan, the prodigal son, etc.) What important things can you learn about God through these stories?

The Good Soil

What was the Sower sowing? Did the seed grow into big and healthy plants in all of the soils? Which soil did it grow in? What kind of person is like this good soil? In our story today, the seed that fell in the good soil and grew up big and strong was someone who listened to Jesus and obeyed Him.

Have the students draw a strong, healthy plant emerging from the soil.

Read today’s memory verse from **John 8:31b—Jesus said, “If you abide in my word, you are truly my disciples.”**

To “abide in” Jesus’ teaching means to “listen, believe, and obey.” “Disciples” is another way of saying “friends” (John 15:14).

Read the verse again, inserting “listen, believe, and obey” in place of “abide in” and inserting “friends” in place of “disciples”:

If you listen, believe, and obey My teaching, you are really My friends.

Jesus Teaches Sinners

Being Jesus' Disciple

What does it mean to be a disciple (or friend) of Jesus? To listen, believe, and obey what He says. Do you listen to Jesus? Are you excited to learn truth from Jesus? Do you believe that what He says is true? Do you trust Him to do what He says? Do you obey what He tells you to do? Do you want to be obedient to Jesus? Is it easy for sinners to want to obey Jesus? Why not? Who can help you want to obey Jesus?

Optional Activities

If time allows, choose one of the following optional activities:

1. Looking for the Good Soil Treasure Hunt

Before class, prepare four small plastic cups by placing potting soil in each. Tape or glue each of the **Seeds Cards** onto the upper portion of a craft stick. Insert each visual into the soil of a plastic cup. Hide the cups in the classroom.

Have the children search for the “good soil.” When a child finds it, review the memory verse together. Have the children close their eyes and hide the cups again. Repeat.

2. Act out the Bible Story


Assign children to portray the following: the sower, the seeds and growing plants, the birds, the weeds, etc. Before reading the story, give each child an example of what actions he should use to illustrate the part. The teacher should narrate the story while the students act out their parts.

Send Home

- Growing in Faith Together for Lesson 17 (one per child)
















Jesus Teaches Sinners

MAIN IDEAS

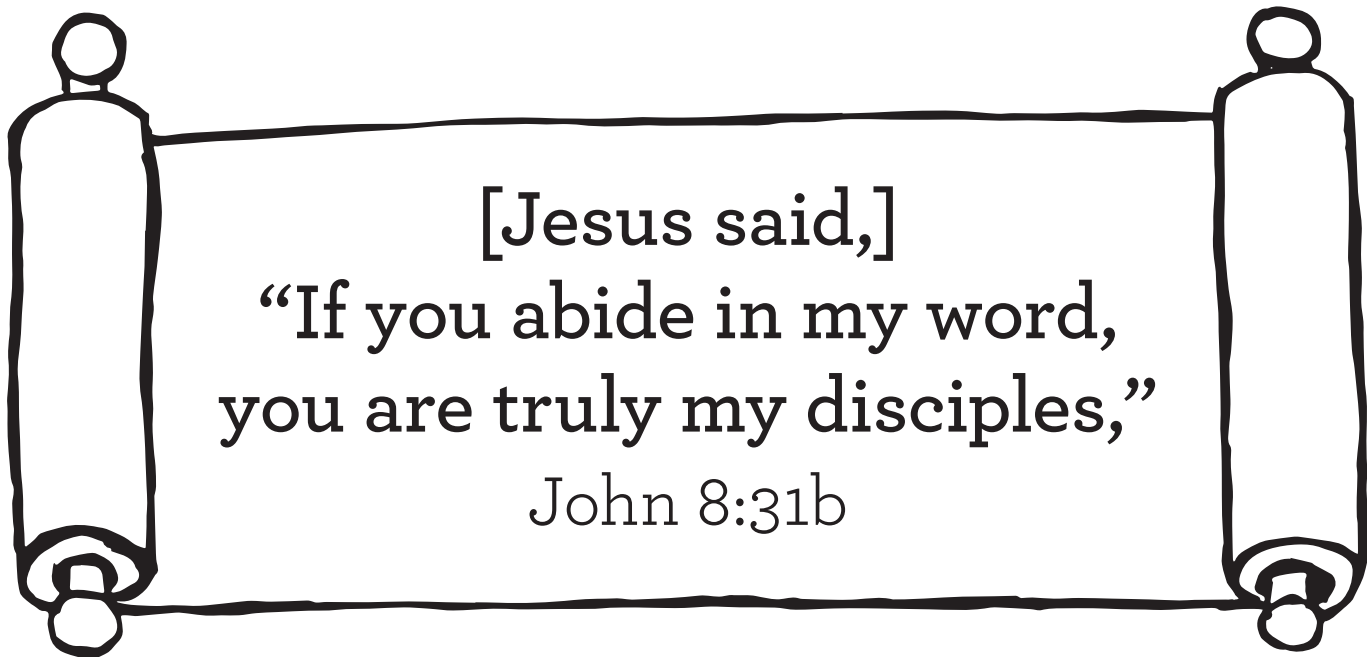
- Jesus reveals the truth about God through word, pictures, and actions.
- Jesus gives understanding to simple sinners.
- Jesus' friends are those who respond to Him in faith that is demonstrated in obedience.

SCRIPTURE

1) Luke 8:1, 4-15

2) John 8:31b

MEMORY VERSE



ACTIVITY

Jesus is the best teacher of all. Everything He teaches us is right and true. He wants to teach us many things about who God is and what He is like. Jesus' real friends are those who believe and obey His teaching.

Instructions: Glue seeds down around the ground. Next, draw a healthy, green plant growing out of the soil.





Jesus Teaches Sinners

MAIN IDEAS

- Jesus reveals the truth about God through words, pictures, and actions.
- Jesus gives understanding to simple sinners.
- Jesus' friends are those who respond to Him in faith that is demonstrated in obedience.

MEMORY VERSE

[Jesus said,] *"If you abide in my word, you are truly my disciples,"*
—John 8:31b

SCRIPTURE

- 1) Luke 8:1, 4-15
- 2) John 8:31b



LESSON SUMMARY

As presented in previous lessons, Jesus came to save sinners. But His message of good news was not always understood by sinners. Therefore, Jesus' ministry also included being a wise and patient teacher. His desire was to make known to educated and uneducated sinners alike the depth of the riches of the mercy of God. Rather than speaking in lofty ways that only scholars could understand, He taught the crowds using the vernacular, speaking with words and illustrations that were part of their everyday life. And yet, not everyone would respond in faith. And this is the point of the parables of Jesus—that seeing they may not see, and hearing they may not understand (Matthew 13:13). Many of the most learned people would hear Jesus and remain unchanged. But to those who Jesus loved and called, He revealed the secrets of the Kingdom of God, and they were changed forever (Matthew 13:16-17). In today's lesson we presented the parable of the sower from Luke 8 as an example of Jesus' teaching.

PRAYER POINTS

As you review this lesson with your child, pray...

- *for a humble and eager heart to receive the teaching of Jesus and obey it.*
- *that He would equip you with the wisdom and patience to help reinforce the truth that your child has learned in the classroom.*



AS YOU WALK BY THE WAY

Jesus used simple words, pictures, and actions to teach people. You do not have to be smart, or the best reader, or know big words to understand Jesus.

- What kinds of things have you learned about Jesus? Where did you learn these things? Can you think of other parables Jesus told? What important things can you learn about God through these stories?
- In this week's Bible story, what was the Sower sowing? Did the seeds grow into big, healthy plants in all of the soils? Which type of soil did they grow in? What kind of person is like this good soil?
- What does it mean to be a disciple (or friend) of Jesus? Do you listen to Jesus? Are you excited to learn truth from Jesus? Do you believe that what He says is true? Do you trust Him to do what He says? Do you obey what He tells you to do? Do you want to be obedient to Jesus? Is it easy for sinners to want to obey Jesus? Why not? Who can help you want to obey Jesus?

ACTION STEP

This week, have your parents help you to read from the Bible every day for at least 5 minutes. Tell your parents one thing that you learned about God after every reading.

[Jesus said,
 “If you abide in my word,
 you are truly my disciples,”
 John 8:31b

