

# Elohim, God (Who Is the Strong Creator)

## MAIN IDEAS

- **God created the world and everything in it from nothing.**
- **There are evidences in nature that point to a Designer.**
- **The vast variety in God's creation is an evidence of His greatness.**
- **Our response to creation should be awe and worship of God.**

## MEMORY VERSE

*Ah, Lord GOD! It is you who has made the heavens and the earth by your great power and by your outstretched arm! Nothing is too hard for you.*  
—Jeremiah 32:17

## SCRIPTURE

- 1) Genesis 1:1
- 2) Isaiah 44:24
- 3) Jeremiah 32:17



## TEACHER INTRODUCTION

God first reveals Himself in the Bible as *Elohim*, God (Who Is the Strong Creator). All of Creation shouts the existence of God. The patterns in nature demonstrate that there is a great Pattern Maker. The vastness of the variety in creation points to a Creator of infinite power and wisdom.

All of this creation was created from nothing—God spoke it into existence. Thus, God is able to say, “I am the LORD, who made all things, who alone stretched out the heavens, who spread out the earth by myself” (Isaiah 44:24b).

Such a God, such a Strong Creator, is worthy of our awe and worship. Nothing is too hard for Him!

*Pray this week for a new sense of wonder and awe at the Creator and His vast creation.*

## PRONUNCIATION

*Elohim: ěl ō hēm*

## TEACHER PREPARATION

Study the Scripture passages carefully and prayerfully. Ask God to make them real in your own heart. Be open to what God may be teaching you in this lesson. Study the lesson well. Pray for the students in your class.

## CURRICULUM RESOURCES

- **Elohim Sign (3A)**
- **Dots—Random (3B)**
- **Dots—Pattern (3C)**
- **Daisy (3D)**
- **Flowers (3E)**
- **Birds (3F)**
- **Insects (3G)**
- Growing in Faith Together Page for Lesson 3 (one per student)

**Elohim, God (Who Is the Strong Creator)**

**OTHER SUPPLIES**

- Bible
- Whiteboard and markers
- Nametags (made by students as directed in Lesson 1)
- Tape or tack
- Materials in a bag to make or build something from scratch (e.g., a cake, a clock, or another project)
- Optional: a finished project made from the above-mentioned materials
- 9 pennies

**VISUALS PREPARATION**

→ **Names of God Signs**—The **Names of God** signs, starting with *Elohim*, can be displayed on a bulletin board or on the walls of the classroom throughout this study. Add to your display each week.

**NOTEBOOK NOTE**

→ Throughout the lesson, in the student notebooks, there are questions to answer and fill-in-the-blank sentences to complete. Whenever you see underlined words and the word (Notebook) in parentheses, it might be helpful for you to slow down and possibly repeat what you have said so that your students can follow along and complete their notebook pages. As much as possible, though, do this in a way that doesn't interrupt the lesson flow.

**MATERIALS FOR OPTIONAL ACTIVITIES**

**1. God's Creation**

- › Books showing the variety in God's creation (e.g., a book of butterflies or fish), or materials to make a collage of God's creation

**2. Symphony of the Universe**

- › Find Louie Giglio's *Symphony of the Universe* video on the internet to play for your class

**3. Nature Objects**

- › Objects of nature (e.g., a beehive, bird's nest, spider web, leaves, etc.)

**4. Long-Term Project**

- › See Appendix for information on doing a Names of God Banner.

**Transition Activity**

Encourage the students to share their experience of taking an action step from last week’s lesson.

Also, ask the students about what they did to build a good reputation for themselves, or how they brought admiration to God’s name.

**Large Group Lesson**

**Review**

- In Bible times, names had meanings.
- God has about 211 names because He is so wonderful, so magnificent, and so awesome that one name, or even 10 or 20 names, can't describe Him.
- If we were to list all the names of God, Jesus, and the Holy Spirit, and all their titles and nicknames, there would be more than 700 names!
- There is protection, help, power, authority, and victory in the name of God.
- God loves His name, and He will protect His name and His reputation.
- God will act for His people for “His name's sake,” to protect His reputation.
- God will never forsake His people, but will be faithful to them.
- By learning the names of God, we will see what a great God we have and that He is worthy of our praise.

**Illustration.....**

*NAMETAGS*

(Show the **nametags** the students made during or after the first week of class. Be sure to show a wide variety of nametags.)

- ❓ *Do you notice anything about the nametags?* [they are all different]
- ❓ *Why are the nametags different?* [each student is different, with different ideas, skills, tastes, etc.]
- ❓ *Do you know why you are creative?* [because we are made in the image of God and He is creative]

*You thought of one idea for a nametag. Maybe you could have thought of six ideas for nametags, or even 10. But look how many ideas our creative God put in the*

Elohim, God (Who Is the Strong Creator)

minds of all of you. And He would have ideas for hundreds...thousands...or more kinds of nametags! God is infinitely creative.

This leads us to the first name of God in the Bible.

Elohim Is God (Who Is the Strong Creator)

- The Old Testament wasn't written in English, but in a language called Hebrew.
- When many of the Hebrew names for God are translated in the English Bible, they are just written as "God."
- So when we read the name "God" in English, it can have different meanings.

? Where is God first mentioned in the Bible? [in the very first verse]

(Read or recite Genesis 1:1.)

Genesis 1:1—In the beginning, God created the heavens and the earth.

- The name for God used in Genesis 1:1 is Elohim. (See Notebook.)

(Display the **Elohim Sign**, and it hang it on the wall or bulletin board.)



- Elohim means God, and in Genesis 1:1 we see that God is the strong, mighty, powerful Creator of the whole universe. He made everything in the world and controls it all. (See Notebook.)
- Genesis 1:1 is saying that, "In the beginning, Elohim (God the strong, mighty, powerful Creator) created the heavens and the earth."

Illustration.....

(Show the **bag of materials to make something from scratch**.)

I have the materials to [make or build name of object] in this bag.

(If you have the finished object, show it.)

(Ask a student to shake the **bag**.)

If you shake the materials together and then dump them out, will you get the finished product? Try it.

Well, I guess that didn't work. Why don't you try it again?

Do you think it would work if you shook the bag 100 times? How many times would you have to shake the bag for the pieces to fall together?

BAG OF MATERIALS TO MAKE SOMETHING FROM SCRATCH

OPTIONAL:  
FINISHED  
PROJECT MADE  
FROM MATERIALS

*Though it seems silly to believe that shaking the materials together would create a [name of object], some people think this is the way the world began.*


.....

❓ *Do you believe that the world “fell together”? Why or why not? [answers will vary]*

- We know that God created the world because the Bible tells us in Genesis 1:1 that God created the world, and everything in the Bible is true.
- When we are searching for truth, we need to turn to the Bible.
- The Bible does not tell us about everything. For example, the Bible doesn’t tell us the difference between an oak tree and a pine tree, or if it is true that a spider has eight legs.
- But the Bible tells us the truth about the most important things in life, like how the world was created.
- So we know that God created the world because the authoritative Word of God says so. But God has also shown us in other ways that He is *Elohim*, God, Who is the strong, mighty Creator.


## Patterns in Nature Point to the Creator

**Illustration**.....



(Display **Dots—Random** and **Dots—Pattern**.)

❓ *What is the difference between the two pages of dots? [one follows a distinct pattern]*



*Which page could you repeat more easily?*

*If I had nine pennies and threw them on the table, would they fall in a random design, or would they follow a pattern?*

9 PENNIES

(Demonstrate this with the **9 pennies**. Start putting the pennies into the pattern shown on the **Dots—Pattern** card.)<sup>1</sup>

*What does the presence of a pattern tell us? [that somebody made the pattern; that there is a pattern-maker]*

1. If you have a large class so that seeing the illustration would be difficult, you could place the pennies in the same pattern on the flat surface of an overhead projector and project the image.

Elohim, God (Who Is the Strong Creator)

A pattern shows that someone made the pattern. Someone planned the pattern; it didn't just fall together.

Illustration.....



(Display the **Daisy**.)

Notice the pattern of the daisy. It has a stem. The petals are arranged around a middle. The leaves are on the stems.

Are the petals sometimes attached to the stems? Are the leaves sometimes attached to the petals? No, there is a pattern, and the pattern is always the same.

God has put all kinds of patterns in the world to show that He made the world—that the world had a pattern-maker. (See Notebook.)

The earth revolves around the sun. So every year there is a summer, fall, winter, and spring. Every year it is the same. Fall always follows summer, and winter always follows fall. There is a pattern.

All maple trees have maple leaves. Every year, in places with winter climates, maple trees lose their leaves in the fall, and they grow new maple leaves in the spring. Maple trees never grow oak leaves. The pattern is always the same.

.....

- God is the great Pattern-Maker. He is *Elohim*, God, who is the strong, mighty, powerful Creator. He is the Designer and Maker of the world.

**God Shows His Power by the Way He Creates**

- God creates differently than we create.
- When we make something, we take materials—things God has already made such as [materials that were in the bag], and we use them to make something else, like [finished product].
- God creates from nothing. He doesn't use any materials. (See Notebook.)

*God really is a strong, mighty, powerful Creator!*

*When we create something, we work hard. Sometimes we have to pound, sand, stir, sew, or paint and mix colors. Sometimes it takes a long time and a lot of hard work.*

*How did God create the world? [He spoke]*

*God just spoke—and the world was created! He really is Elohim, God who is the strong, mighty, powerful Creator! He didn't strain and sweat; it wasn't hard for Him—all He did was speak. Because He is Elohim, God, who is the strong, mighty, powerful Creator, nothing is too hard for Him.*

- Not only did God show that He is a strong, mighty, powerful Creator by making the world out of nothing and by just speaking, He also showed that He is the Strong Creator by making so many kinds of each thing.


**Illustration.....**

*Elohim didn't make just one flower—He made hundreds, even thousands of kinds of flowers.*



(Display **Flowers.**)

*God didn't make just one kind of bird; He made all kinds of birds.*



(Display **Birds.**)

*He made birds of prey, like eagles and hawks. He made water birds, like ducks and swans. He made strange-looking birds, like pelicans and storks, large birds like ostriches...small birds like robins...and even tiny birds like hummingbirds. Red cardinals, blue jays, black crows, and yellow goldfinches...God made them all to show the greatness of His creativity.*

*God made hundreds of thousands of different kinds of insects and other creeping creatures!*



(Display **Insects.**)

*Flying insects like dragonflies and butterflies, stinging scorpions and wasps, crawling bugs like worms and caterpillars, and jumping bugs like grasshoppers and fleas, large creeping creatures like tarantulas, and small bugs like gnats... thousands and thousands...hundreds of thousands of bugs!*

*Think of the vast number of things that God has created—trees, grasses, flowers, insects, birds, plants, stars, clouds, snowflakes, mountains, valleys, deserts, people: these all show that God is infinitely wise and infinitely powerful. God really is Elohim, God, who is the strong, mighty, powerful Creator!*

**Worshiping Elohim**

*This is what God says about Himself.*

(Have a sword drill with Isaiah 44:24. Have one student read the verse.)

**Elohim, God (Who Is the Strong Creator)**

*Isaiah 44:24—Thus says the LORD, your Redeemer, who formed you from the womb: I am the LORD, who made all things, who alone stretched out the heavens, who spread out the earth by myself,*

*This is what the prophet Jeremiah said about God.*

(Ask the students to look up Jeremiah 32:17. One student should read the text.)

*Jeremiah 32:17—Ah, Lord GOD! It is you who has made the heavens and the earth by your great power and by your outstretched arm! Nothing is too hard for you.*

**?** *What was Jeremiah’s response to Elohim? [awe, worship]*

*This should also be our response to God, who is Elohim. Every time we look at God’s creation, we should remember that He is Elohim, God—the strong, mighty Creator. And we should worship Him.* (See Notebook.)

(End with prayer.)

**Small Group Application**

The following are some possible discussion topics. Pray for wisdom and ask the Holy Spirit to guide you.

**Creation**

*What evidences outside the Bible are there for “intelligent design” (the presence of a Designer) when rightly interpreted? [patterns in nature, the complexity of creation, the highly ordered state of the universe, the improbability that things could just “fall into place”<sup>2</sup>]*

(Note: Scientific evidence, rather than confirming evolutionary theory, is increasingly confirming intelligent design.)

*What other explanations have you heard for the existence of the universe? What is your response to them?*

**Pattern**

*What are some other patterns in the universe?*

2. For example, the chance that all the functional proteins necessary for life might form in one place: Hoyle and Wickramasinghe calculated the odds at 1 in 1040,000, a number far removed from the realm of finite possibilities. [http://www.evidencetobelieve.net/evidence\\_of\\_design.htm](http://www.evidencetobelieve.net/evidence_of_design.htm) (accessed 9/13/12).



## Creativity

*What are some other evidences of God's creativity in the world? What is your response to this?*

## God and Creation

*What does creation tell you about God? Explain.*

## Student Notebook/Workbook

Complete your application time by having the students work to complete the Student Notebook or Lower-Elementary Student Workbook pages for this lesson.

For the Student Notebook, challenge them to think about what they learned today and decide on an action step they can take during the week ahead. Have them record this action step where indicated in the notebook, and explain that you are going to ask about how they did with this during the next class time.

## Optional Activities

If time allows, choose one of the following optional activities:

### 1. God's Creation

Look at books showing the variety in God's creation (e.g., a book of butterflies or fish), or make a collage of God's creation.

### 2. Symphony of the Universe

Search for Louie Giglio's *Symphony of the Universe* video on the internet. He takes the sounds of the universe and mixes them to show the greatness of God.

### 3. Nature Objects

Explore objects of nature (e.g., a beehive, bird's nest, spider web, leaves, etc.)

### 4. Long-Term Project

See Appendix for information on doing a Names of God Banner.

## Send Home

- Growing in Faith Together Page for Lesson 3 (one per student)

# Elohim

God,  
Who  
Is the  
Strong  
Creator





Photo courtesy of NASA  
Jet Propulsion Laboratory















SAMPLE LESSON



Photo courtesy of Arches National Park Service. Photographer: Andrew Kuhn



Photo courtesy of Arches National Park Service. Photographer: Andrew Kuhn



Photo courtesy of Arches National Park Service. Photographer: Andrew Kuhn



SAMPLE LESSON





# Elohim, God (Who Is the Strong Creator)

---

## MAIN IDEAS

- God created the world and everything in it from nothing.
- There are evidences in nature that point to a Designer.
- The vast variety in God's creation is an evidence of His greatness.
- Our response to creation should be awe and worship of God.

---

## MEMORY VERSE

*Ah, Lord GOD! It is you who has made the heavens and the earth by your great power and by your outstretched arm! Nothing is too hard for you.—Jeremiah 32:17*

---

## SCRIPTURE

1) Genesis 1:1

2) Isaiah 44:24

3) Jeremiah 32:17

---

## LESSON TIME

1. Fill in the missing letters in God's name from Genesis 1:1. E \_\_\_ O \_\_\_ I \_\_\_.
2. This name reminds us that God is the Strong \_\_\_\_\_.
3. Patterns in \_\_\_\_\_ \_\_\_\_\_ point to a creator, a designer.
4. God created from \_\_\_\_\_.
5. What should the wonderful variety of creation cause us to do?

---



---



---

## ACTION STEP FROM OUR SMALL GROUP DISCUSSION

---

**ON YOUR OWN**

The variety in God's creation reflects the vastness of God. Name as many things as you can think of that God created, beginning with each letter of His name, *Elohim*.

When you're done, compare your answers with your small group, and give yourself one point for each answer that no one else thought of.

**E** \_\_\_\_\_**L** \_\_\_\_\_**O** \_\_\_\_\_**H** \_\_\_\_\_**I** \_\_\_\_\_**M** \_\_\_\_\_

---

**WITH YOUR SMALL GROUP**

No two snowflakes, fingerprints, or people are exactly the same. What does this show you about the greatness of God? Why is it so important to believe that God is the Creator?

## LESSON 3

# ELOHIM, GOD

## (WHO IS THE STRONG CREATOR)

### Main Ideas

- God created the world and everything in it from nothing.
- There are evidences in nature that point to a Designer.
- The vast variety in God's creation is an evidence of His greatness.
- Our response to creation should be awe and worship of God.

### MEMORY VERSE

*Ah, Lord GOD! It is you who has made the heavens and the earth by your great power and by your outstretched arm! Nothing is too hard for you. (Jeremiah 32:17)*

### SCRIPTURE

- Genesis 1:1
- Isaiah 44:24
- Jeremiah 32:17



We know that God is *Elohim*, who is the Strong Creator, because the Bible tells us this. The patterns in nature show us that things didn't just fall together but have a design made by God, the patternmaker. Our God made such a beautiful world, full of many different kinds of things. When we see His world, we should be filled with wonder and should worship Him.

**Here's what to do on the next page:** Write Genesis 1:1—the reference or the whole verse—on the Bible. Show that nature has patterns by finishing the flower, putting the leaves and petals in the right places. Answer the question and then make a bottom border of the many different kinds of bugs, flowers, birds, trees, plants, or animals that God made.

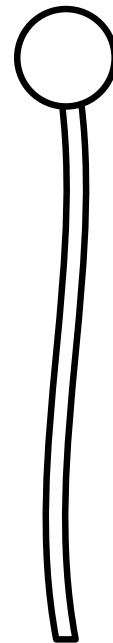
**Ah, Lord GOD! It is you who has made the heavens and the earth by your great power and by your outstretched arm! Nothing is too hard for you.**

**(Jeremiah 32:17)**




**How did God create the world?**

---



The patterns in nature show us that God is the Creator.



**God is the Strong Creator who makes so many kinds of each thing.**



# Elohim, God (Who Is the Strong Creator)

**MAIN IDEAS**

- **God created the world and everything in it from nothing.**
- **There are evidences in nature that point to a Designer.**
- **The vast variety in God’s creation is an evidence of His greatness.**
- **Our response to creation should be awe and worship of God.**

**MEMORY VERSE**

*Ah, Lord GOD! It is you who has made the heavens and the earth by your great power and by your outstretched arm! Nothing is too hard for you.—Jeremiah 32:17*

**SCRIPTURE**

- 1) Genesis 1:1
- 2) Isaiah 44:24
- 3) Jeremiah 32:17



**LESSON SUMMARY**

God first reveals Himself in the Bible as *Elohim*, God (Who Is the Strong Creator). All of Creation shouts the existence of God. The patterns in nature demonstrate that there is a great Pattern Maker. The vastness of the variety in creation points to a Creator of infinite power and wisdom.

All of this creation was created from nothing—God spoke it into existence. Thus, God is able to say, “I am the LORD, who made all things, who alone stretched out the heavens, who spread out the earth by myself” (Isaiah 44:24b).

Such a God, such a Strong Creator, is worthy of our awe and worship. Nothing is too hard for Him!

*Pray that your son/daughter will see creation as a reflection of the greatness of God.*

**AS YOU WALK BY THE WAY**

- Discuss with your child why it is so important that God is the Creator of all things. What are the implications of this?
- This week, discover with your child the patterns and variety in nature. Point your child to God’s wisdom and might.

**ADDITIONAL FAMILY ACTIVITY**

Take a nature hike together. Marvel at the creativity of God. Praise God for His marvelous works that reflect His creative, powerful, and wise nature.

**ACTION STEP**

During the application time, each student was asked to decide on a personal response to what was learned. After recording this step below, discuss how your child can apply this response to his or her life this week.




---



---



---



---

# Applying God's Truth



## MEMORIZE

*Ah, Lord GOD! It is you who has made the heavens and the earth by your great power and by your outstretched arm! Nothing is too hard for you.—Jeremiah 32:17*

## PRAY

Ask God to give you an awe of His creation and of Him as Creator.

## TELL

This week, share with someone about the patterns in nature and how they point to a Designer.

## CHOOSE ONE OF THE FOLLOWING

- **Write:** Read about something in nature or in the universe. Then write three facts you discover that show the greatness of God in creation.

---



---



---

- **Discover and Draw:** Study something from nature—an insect, a leaf, a flower, etc. Examine it closely to see God's amazing design, and then draw an accurate illustration of what you examined.

- **Find:** Look for Louie Giglio's *Symphony of the Universe* video on the internet and listen to it. Then write your thoughts below. Share the video with someone else.

---



---



---

# El Shaddai, God Almighty

## MAIN IDEAS

- **God is all-powerful; nothing is too hard for Him.**
- **Because God is almighty, He is more than able to care for His children; He is all-sufficient for our needs.**

## MEMORY VERSE

*I know that you can do all things, and that no purpose of yours can be thwarted.*  
—Job 42:2

## SCRIPTURE

- 1) Job 42:2
- 2) Jeremiah 32:17
- 3) Genesis 17:1-8, 17-18, 19-21
- 4) Genesis 21:1-3
- 5) Exodus 16:21



## TEACHER INTRODUCTION

We are often frustrated in our attempts to do something because we are limited in knowledge, ability, resources, or power. But God has no limitations. He is all-powerful, so there is nothing He can't do.

God showed Himself to Abraham as all-powerful when He gave Abraham and Sarah a son in their old age, fulfilling His promise of an heir and the beginning of a mighty nation. In restating His promise to Abram, God revealed another of His glorious names—*El Shaddai*, God Almighty.

Throughout Israel's history, God continued to show Himself as all-powerful in His mighty acts—such as opening the Red Sea, providing food and water in the wilderness, and delivering His people from Goliath through a young boy. God is an inexhaustible source of power and more than able to care for His children.

God is still showing Himself as *El Shaddai*, God Almighty. How has He shown you His all-sufficiency this week?

*Pray that you would have a secure faith in El Shaddai and resist the temptation to worry or fear. Pray that your students would trust in El Shaddai.*

## PRONUNCIATION

*El Shaddai:* ɛl shă dī

## TEACHER PREPARATION

Study the Scripture passages carefully and prayerfully. Ask God to make them real in your own heart. Be open to what God may be teaching you in this lesson. Study the lesson well. Pray for the students in your class.

## CURRICULUM RESOURCES

- Knowledge (6A)
- Ability (6B)
- Resources (6C)
- Power (6D)
- **El Shaddai Sign (6E)**
- Growing in Faith Together Page for Lesson 6 (one per student)

## El Shaddai, God Almighty

---

### OTHER SUPPLIES

- Bible
- Whiteboard and markers
- Musical instrument
- Some of the ingredients or parts to make something (e.g., sewing pattern and fabric to make a shirt, flour and eggs to make a cake)
- Tape or tack
- Glass of water and a large pitcher or jug of water
- Sandwich ingredients, butter knife, and plate
- Optional for Lower-Elementary Student Workbook: Star stickers or star stamp markers

---

### VISUALS PREPARATION

- Identify a student who is NOT able to play the musical instrument used in the illustration.

---

### NOTEBOOK NOTE

- Throughout the lesson, in the student notebooks, there are questions to answer and fill-in-the-blank sentences to complete. Whenever you see underlined words and the word (Notebook) in parentheses, it might be helpful for you to slow down and possibly repeat what you have said so that your students can follow along and complete their notebook pages. As much as possible, though, do this in a way that doesn't interrupt the lesson flow.

---

### MATERIALS AND PREPARATION FOR OPTIONAL ACTIVITIES

#### 1. Testimony

- › Ask someone to visit your class to give a testimony of a time when God showed Himself as *El Shaddai*, God Almighty.

#### 2. Long-Term Project

- › See Appendix for information on doing a Names of God Banner.



**Transition Activity**

Encourage the students to share their experience of taking an action step from last week’s lesson.

Also, ask the students the following questions:

“What is one way in which you obeyed God this week, or had victory over sin?”

“Can anyone give us a testimony or report of following the command that you chose to pray about last week?”

“How did God help you this week?”

**Large Group Lesson**

**Review**

*God’s names reflect His character. So by learning the names of God, we can know who God is and see what a great God we have. We have learned three names of God so far. Can you tell me the three names and the meaning of each name? (Have the students complete the matching activity in their Notebooks as you do this review.)*

*Elohim—God (Who is the Strong Creator)*

*Jehovah, Yahweh, I Am—Self-Existent, Unchanging One*

*Elohim Kedoshim—The Holy God*

**Illustration.....**

*Today we are going to study another name of God, but I need some help to introduce this name.*

(Call four students to the front of the room, including the student who will not be able to play the musical instrument. Turn to a verse in the Bible, and then hand it to the first student.)

*Can you translate this verse into Chinese?*

(Let the student react.)

*Why can’t you translate the verse?*

El Shaddai, God Almighty



(Display **Knowledge**.)

*You can't translate the verse because you are lacking in KNOWLEDGE.*  
(See Notebook.)

MUSICAL  
INSTRUMENT

(Hand the **musical instrument** to the student who cannot play it.)

*Can you play a song for the class?*

(Wait for student to react.)

*Why couldn't you play a song for us?*



(Display **Ability**.)

*You can't play us a song because you are lacking in ABILITY.* (See Notebook.)

PARTS OR  
INGREDIENTS TO  
MAKE SOMETHING

(Hand the **parts or ingredients** to the third student.)

*Can you make a [cake] with these ingredients?*

(Let student react.)

*Why can't you make a [cake]?*



(Display **Resources**.)

*You don't have the RESOURCES you need to make a [cake].* (See Notebook.)

(Ask the fourth child to do something that he won't have the power to do, such as lifting a piano or causing you to grow taller.)

*Why can't you do this?*



(Display **Power**.)

*You lack the necessary POWER to perform the task.* (See Notebook.)

.....

### God Is Unlimited

*Which of these things—knowledge, ability, resources, and power—is God lacking in?*

*God can do anything because He is never lacking in anything. He is unlimited.*  
(See Notebook: No word should be circled, because God doesn't lack anything.)

(Have a sword drill with the following verses, with half the class taking each verse. For Jeremiah 32:17, the memory verse for Lesson 3, you could have someone recite it from memory.)

*Job 42:2—I know that you can do all things, and that no purpose of yours can be thwarted.*

*Jeremiah 32:17—Ah, Lord GOD! It is you who has made the heavens and the earth by your great power and by your outstretched arm! Nothing is too hard for you.*

- God “can do all things”; “nothing is too hard” for Him. God is all-powerful.
- A name of God that shows us this is *El Shaddai*, God Almighty. (See Notebook.)



(Show the **El Shaddai Sign**, and hang it to display.)

- God is an inexhaustible source. He never runs out of knowledge, ability, resources, or power. *Jehovah, Yahweh, I Am, The Self-existent One, The Unchanging One* never wears out or gets used up.
- The first time that God identified Himself as *El Shaddai*, God Almighty was to Abram.
- God had promised Abram that He would make of him a great nation. But Abram had no children.
- Abram became impatient and had a son, Ishmael, by his wife's maid, Hagar. But Ishmael was not the promised son.

## God Is All-Powerful

❓ *Why did God wait so long between promising Abram that He would make of Abram a great nation and giving Abram a son?* [answers will vary—e.g., God wanted to teach Abram to trust Him; God wanted to show Abram that nothing is too hard for Him]

(Ask students to read Genesis 17:1-8, assigning one verse per student.)

*Genesis 17:1-8—When Abram was ninety-nine years old the LORD appeared to Abram and said to him, “I am God Almighty; walk before me, and be blameless, <sup>2</sup>that I may make my covenant between me and you, and may multiply you greatly.” <sup>3</sup>Then Abram fell on his face. And God said to him, “Behold, my covenant is with you, and you shall be the father of a multitude of nations. <sup>5</sup>No longer shall your name be called Abram, but your name shall be Abraham, for I have made you the father of a multitude of nations. <sup>6</sup>I will make you exceedingly fruitful, and I will make you into nations, and kings shall come from you. <sup>7</sup>And I will establish my covenant between me and you and your*

**El Shaddai, God Almighty**

*offspring after you throughout their generations for an everlasting covenant, to be God to you and to your offspring after you. <sup>8</sup>And I will give to you and to your offspring after you the land of your sojournings, all the land of Canaan, for an everlasting possession, and I will be their God."*

- Abram was too old to father a child, and Sarai was too old to bear a child. So Abram and Sarai were not able to produce an heir.
- Into this hopeless situation, when there was nothing that Abram and Sarai could do to bring about the fulfillment of God’s promise, God identified Himself to Abram as “God Almighty” (Genesis 17:1)—*El Shaddai*.
- God was telling Abram that He was more than able to fulfill the promise He had made.
- Abram and Sarai needed to see themselves as powerless before they could understand God's more than sufficient power to meet their need.
- God restated His promise to Abram.
- God could tell Abram that He would “multiply him greatly,” that He would make Abram “exceedingly fruitful,” and that He would “make nations” of Abram because God is all-powerful.

*WHITEBOARD AND  
MARKERS*

(Write GOD IS ALL-POWERFUL on the **whiteboard**.)

*Nothing is too hard for God. He can supply any need because He has no limits. He never grows tired or weary (Isaiah 40:28). He is never at a loss as to know how to do something. God Himself never has any needs, so He is free to share all that He has.*

- God is *El Shaddai*, God Almighty. He is so powerful that there is no limit to what He can supply or what He can do.

**El Shaddai Is in Control**

(Ask a student to read Genesis 17:17-18.)

*This is Abraham’s response to God’s declaration that He is El Shaddai.*

*Genesis 17:17-18—Then Abraham fell on his face and laughed and said to himself, "Shall a child be born to a man who is a hundred years old? Shall Sarah, who is ninety years old, bear a child?" <sup>18</sup>And Abraham said to God, "Oh that Ishmael might live before you!"* (See Notebook. Also, the answer to the second part of this question is implied: Abraham should have trusted God.)

*Does this sound like the response of a person who really believes that God is El*

*Shaddai, God Almighty? Is this the response of a person who is truly convinced that God can do anything, that nothing is too hard for God?*

*Abraham was giving God a way out—forget about the promise to give us an heir. Just take Ishmael as the heir.*

(Ask a student to read the following verses.)

*This is God's response to Abraham's suggestion that Ishmael be the son through whom God fulfills His promise.*

*Genesis 17:19-21—God said, "No, but Sarah your wife shall bear you a son, and you shall call his name Isaac. I will establish my covenant with him as an everlasting covenant for his offspring after him."<sup>20</sup>As for Ishmael, I have heard you; behold, I have blessed him and will make him fruitful and multiply him greatly. He shall father twelve princes, and I will make him into a great nation.<sup>21</sup>But I will establish my covenant with Isaac, whom Sarah shall bear to you at this time next year."*

- God does not need a "way out." The fact that Abraham and Sarah were beyond the childbearing years was not a surprise to God nor was it a problem for God.
- God did not need a "Plan B." He had planned from the beginning to give Abraham and Sarah a child in their old age because He wanted to show them that He is God Almighty, *El Shaddai*, and that nothing is too hard for Him.
- God wanted to show them that Isaac was a gift from Him, not a child that Abraham and Sarah produced on their own, by their own power.

(Have a sword drill with Genesis 21:1-3. Ask a student to read what happened in the lives of Abraham and Sarah.)

*Genesis 21:1-3—The LORD visited Sarah as He had said, and the LORD did to Sarah as He had promised.<sup>2</sup>And Sarah conceived and bore Abraham a son in his old age at the time of which God had spoken to him.<sup>3</sup>Abraham called the name of his son who was born to him, whom Sarah bore him, Isaac.*

- God did as *He had said; as He had promised*.
- God always has everything perfectly under control. He is never surprised.
- He fulfills all His promises because He is never limited. He is all-powerful.
- By giving Abraham a son in Abraham's old age, God proved that He is *El Shaddai*, God Almighty; that He is all-powerful.
- God continued to show Abraham and his heirs, the nation of Israel, that He is *El Shaddai*, God Almighty.

El Shaddai, God Almighty

? Can you think of other times in the Bible where God showed Himself as all-powerful? [answers will vary]

El Shaddai Provides Abundantly

- After leaving Egypt, Israel needed food in the wilderness (Exodus 16:11-21).
• God knew Israel's need; God knows everything.
• God Almighty supplied their need for food because He is El Shaddai.

(Have a sword drill with Exodus 16:21, and have a student read the verse.)

This is what the Bible says about the manna that God supplied in the wilderness.

Exodus 16:21—Morning by morning they gathered it, each as much as he could eat; but when the sun grew hot, it melted.

- God did not limit the appetite of the Israelites—"each one gathered as much as he could eat."
• After the Israelites gathered what they wanted, there was still manna left on the ground to melt away.

Illustration.....

Suppose you were thirsty and asked me for a glass of water. If I gave you this...

GLASS OF WATER, AND LARGE PITCHER OR JUG OF WATER

(Hold up a glass of water.)

...would I be supplying your need?

Suppose I gave you the glass of water and I gave you this too.

(Hold up large pitcher or jug of water.)

Would I be supplying your need?

Would I be supplying more than your need? Is there a limit to what I can give you? Why?

- In the wilderness, God not only gave the Israelites what they needed to eat, He also provided enough manna that there was manna left on the ground. God gave more than enough for their needs.
• God is able to provide in abundance because He is all-powerful.

.....

❓ *Was God being wasteful, or might there have been another reason why He supplied more manna than needed? What do you think the reason could be? [answers may vary; e.g., to show them that He would care for them very well; to show them that He is all-powerful; because God is not stingy—He loves to be generous]*

- God works in history to show us who He is.
- God supplied more than enough because He is *El Shaddai*, God Almighty, and He wanted Israel to see Him as *El Shaddai*.
- He wanted His people to learn to trust Him; to know that He is more than able to provide for His children.
- He wanted them to know that He can do anything—that He is a great God. It was not hard for God to provide food for Israel in the wilderness. It was easy for Him.

**Illustration.....**

SANDWICH  
INGREDIENTS AND  
EQUIPMENT

(Ask a student to come to the front of the class and start to make some **sandwiches**. While he is making the sandwiches, carry on the following conversation.)

*Do you ever have to make sandwiches for your lunch? How eager would you be to make sandwiches for your whole family?*

*If you had to make sandwiches for 50 people, how many sandwiches would you make? Would you make 300? Would you make 1,000? Why not? Would you be glad when you got to the 50th sandwich? Why?*

*God is not like us. Nothing is too hard for God. He is all-powerful. Making 50 sandwiches or 5,000 or 5 billion sandwiches does not tire God. He is an inexhaustible supply of power, ability, and resources.*

**Faith in El Shaddai**

- God did not show Himself to Israel as all-powerful just once or twice, but repeatedly—opening the Red Sea, providing water in the wilderness, delivering Israel from the Amalekites, healing them from snake bites, and delivering them from Goliath and the Philistines through a boy are just a few examples.
- Israel should have trusted in the all-powerful God, *El Shaddai*, but their faith was weak—as when they did not go up to possess the land of Canaan because the “inhabitants seemed as giants” to them.

*Like Israel, we have example after example of El Shaddai’s almighty power...and yet we often doubt, giving in to fear and worry instead of trusting God Almighty.*

**El Shaddai, God Almighty**

*In spite of our lack of faith sometimes, God is still the God who has made the heavens and earth by His great power. Nothing is too hard for Him! (See Notebook for question about examples of El Shaddai's almighty power.)*

(Pray for the class, thanking God for being *El Shaddai*, God Almighty, and asking Him to put faith in the hearts of the students. You may want to use Jeremiah 32:17 in your prayer.)

*Jeremiah 32:17—Ah, Lord GOD! It is you who has made the heavens and the earth by your great power and by your outstretched arm! Nothing is too hard for you.*

**Small Group Application**

The following are some possible discussion topics. Pray for wisdom and ask the Holy Spirit to guide you.

**Knowledge, Ability, Resources, and Power**

*It is easy for us to say that God is almighty and can do anything. How do you know if you really believe this or just are repeating what you have heard?*

*Give a specific example of how you might act in faith in El Shaddai.*

**Abundant Supply**

*When someone needs or wants something you have, if you share it with that person, do you consistently give what is needed or give more than enough? How does the fact that God is Jehovah, the Self-existent One, the Unchanging One and El Shaddai, God Almighty, influence how He acts toward us? Explain.*

*What kind of things do you worry about? What needs would you have in those situations? Is God sufficient to supply those needs? How do you know that? What will you do with those worries?*

*Can you give us an example of a time in your life or in your family when God gave you more than enough?*

**Doubt**

*Tell us about a time when you doubted God. What keeps us from fully trusting in El Shaddai?*

*What defense has God given us against unbelief? [Scripture, remembering His past mighty deeds, His Spirit, the encouragement of other Christians] What can we do to strengthen our faith in God? Would you like to pray and ask God to give you more faith?*



## Student Notebook/Workbook

Complete your application time by having the students work to complete the Student Notebook or Lower-Elementary Student Workbook pages for this lesson.

For the Student Notebook, challenge them to think about what they learned today and decide on an action step they can take during the week ahead. Have them record this action step where indicated in the notebook, and explain that you are going to ask about how they did with this during the next class time.

For the Lower-Elementary Student Workbook, give students the option of drawing stars, or using star stickers or star stamp markers. The three things students tell their teacher can be Bible events, things in nature, events from history, or something from the student's own experience.

## Optional Activities

If time allows, choose one of the following optional activities:

### 1. Twenty Questions

Ask a student to think of a Bible event that shows that God is all-powerful. The rest of the students can ask the first student up to 20 questions that must be answered by a "yes" or a "no" to try to figure out the event.

### 2. Long-Term Project

See Appendix for instructions on making a Names of God Banner.

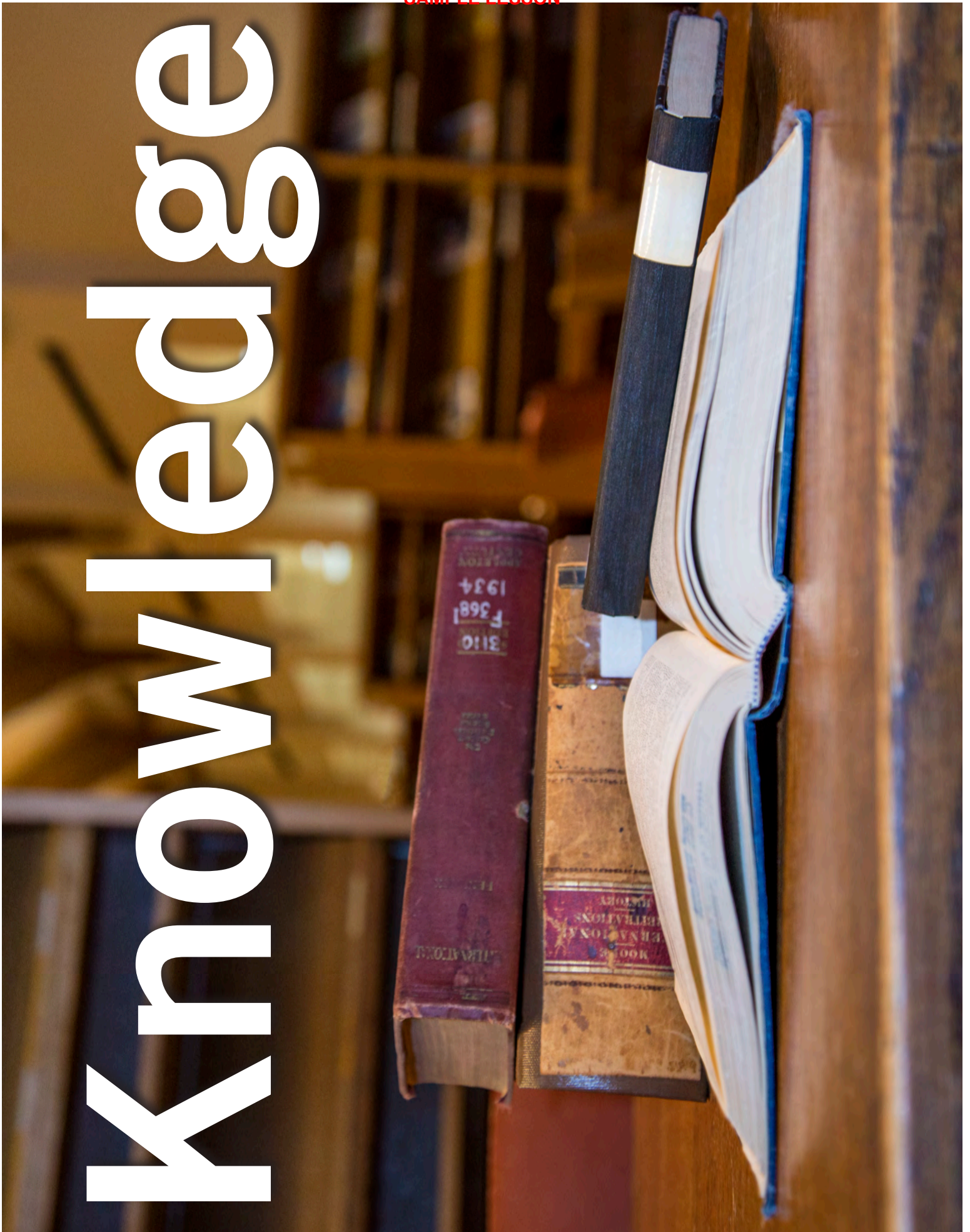
### 3. Testimony

Ask someone to visit your class to give a testimony of a time when God showed Himself as *El Shaddai*, God Almighty to him.

## Send Home

- Growing in Faith Together Page for Lesson 6 (one per student)

# Knowledge







# Ability





# Resources



# Power





# El Shaddai

God

Almighty





# *El Shaddai, God Almighty*

**MAIN IDEAS**

- **God is all-powerful; nothing is too hard for Him.**
- **Because God is almighty, He is more than able to care for His children; He is all-sufficient for our needs.**

**MEMORY VERSE**

*I know that you can do all things, and that no purpose of yours can be thwarted.—Job 42:2*

**SCRIPTURE**

- |                          |                 |                   |
|--------------------------|-----------------|-------------------|
| 1) Genesis 17:1-8, 17-21 | 3) Exodus 16:21 | 5) Jeremiah 32:17 |
| 2) Genesis 21:1-2        | 4) Job 42:2     |                   |

**LESSON TIME**

1. Match the names of God with their meaning:

<i>Elohim</i>	God (Who is the Strong Creator)
<i>Jehovah/Yahweh/I Am</i>	Self-Existent, Unchanging One
<i>Elohim Kedoshim</i>	The Holy God

2. Circle the word/s that describe what YOU are lacking (or limited) in:

knowledge      ability      resources      power

Circle the word/s that describe what God is lacking (or limited) in:

knowledge      ability      resources      power

3. Write God’s Hebrew name that means “God Almighty”: \_\_\_\_\_
4. In Genesis 17:17, how did Abraham respond to God’s claim of being almighty? \_\_\_\_\_

\_\_\_\_\_

What SHOULD Abraham have done? \_\_\_\_\_

5. We should trust in *El Shadda’s* almighty power. List two Bible examples from today’s lesson that remind us of this: \_\_\_\_\_
- \_\_\_\_\_

**ACTION STEP FROM OUR SMALL GROUP DISCUSSION**

**ON YOUR OWN**

On a scale of 1-5, where 1 is very little and 5 is all or perfect, rate yourself and God in the following areas:

	Me	God
<b>Knowledge</b>		
How the Universe Works		
Future Events		
The Thoughts and Intentions of Others		
The Human Body and Disease		
<b>Ability</b>		
Problem-Solving		
Ordering of Circumstances		
Accomplishing What Is Planned		
Changing the Hearts/Attitudes of Others		
<b>Resources</b>		
Money		
Water		
Energy		
<b>Power</b>		
Healing		
Hold the Universe Together		
Stop Evil		
Bring Good from Bad		

Write about one area, circumstance, problem, or concern in which you are finding it hard to trust God. Is your distrust logical? Write about one way you can fight for the faith to believe that God is *El Shaddai*, God Almighty.

---



---



---



---

**WITH YOUR SMALL GROUP**

With your group, discuss the following quote: “When you have God, you have all you need.” Explain what this means and give some concrete examples. Is this quote true? Why do we struggle to really, fully believe this? Pray for each other that you might more fully embrace this truth.



LESSON 6

# EL SHADDAI, GOD ALMIGHTY

## Main Ideas


- God is all-powerful; nothing is too hard for Him.
- Because God is almighty, He is more than able to care for His children; He is all-sufficient for our needs.

## MEMORY VERSE

*I know that you can do all things, and that no purpose of yours can be thwarted. (Job 42:2)*

## SCRIPTURE

- Genesis 17:1-8, 17-21
- Genesis 21:1-2
- Exodus 16:21
- Job 42:2
- Jeremiah 32:17



God is almighty—nothing is too hard for Him.

**Here's what to do on the next page:**  
Color the picture of Abraham and Sarah with baby Isaac, who was born when they were very old. Fill the sky above with as many stars\* as you can as a reminder of God's promise to Abram. Then tell your teacher three other things\*\* that show us that God is all-powerful.

\* These can be drawn stars, star stickers, or star stamp markers.

\*\* These can be Bible events, things in nature, events from history, or something from the student's own experience.

# God is *El Shaddai*, God Almighty. Nothing is too hard for Him.





# El Shaddai, God Almighty

.....  
**MAIN IDEAS**

- **God is all-powerful; nothing is too hard for Him.**
- **Because God is almighty, He is more than able to care for His children; He is all-sufficient for our needs.**

.....  
**MEMORY VERSE**

*I know that you can do all things, and that no purpose of yours can be thwarted.—Job 42:2*

.....  
**SCRIPTURE**

- 1) Genesis 17:1-8, 17-18, 19-21
- 2) Genesis 21:1-2
- 3) Exodus 16:21
- 4) Job 42:2
- 5) Jeremiah 32:17



.....  
**LESSON SUMMARY**

We are often frustrated in our attempts to do something because we are limited in knowledge, ability, resources, or power. But God has no limitations. He is all-powerful, so there is nothing He can't do.

God showed Himself to Abraham as all-powerful when He gave Abraham and Sarah a son in their old age, fulfilling His promise of an heir and the beginning of a mighty nation. In restating His promise to Abram, God revealed another of His glorious names—*El Shaddai*, God Almighty.

Throughout Israel's history, God continued to show Himself as all-powerful in His mighty acts—such as opening the Red Sea, providing food and water in the wilderness, and delivering His people from Goliath through a young boy. God is an inexhaustible source of power and more than able to care for His children.

God is still showing Himself as *El Shaddai*, God Almighty. Though we have a multitude of examples of God's power in the Bible and in the world, there is still a tendency in man to doubt God, resulting in worry and fear.

*Pray that your child would see God as El Shaddai and trust Him this week for those things that would cause worry, fear, or concern.*

.....  
**AS YOU WALK BY THE WAY**

- Look for examples of God's power this week. Remind your child that God is *El Shaddai*, God Almighty.
- Discuss the human tendency toward worry and fear. What troubles your child? Is there something with whom he or she is having difficult trusting God? Encourage your child to put his or her confidence in God.

.....  
**ACTION STEP**

During the application time, each student was asked to decide on a personal response to what was learned. After recording this step below, discuss how your child can apply this response to his or her life this week.




---



---



---



---

# Applying God's Truth



## MEMORIZE

*I know that you can do all things, and that no purpose of yours can be thwarted.—Job 42:2*

## PRAY

Ask God to help you to see Him as all-powerful and to trust Him more fully.

## ASK

Ask your mom or dad to tell you about a time in his or her life when God showed His power.

## CHOOSE ONE OF THE FOLLOWING

- **Write:** What is one concern you need to give to God? Write about it. Why can you trust God with this? Give this concern to God in prayer. Find one Bible verse that will help you to trust in God regarding this concern and to fight your concern.

---



---



---



---



---

- **Imagine and Share:** Imagine what this world would be like if God were not all-powerful. Share one of your thoughts with someone else. Thank God that He is *El Shaddai*. Record the name of the person with whom you shared your thoughts.

---