

# HE HAS BEEN CLEARLY SEEN

## Lesson 1 A PICTURE FROM GOD

### Themes:

The Bible is God's Word

The Bible is always true

The Bible tells us who God is and what God is like

God is spirit and is invisible to our eyes

God desires to be known and understood

The visible world can help us understand who God is and what God is like

### Scripture:

Isaiah 46:9b; 1 John 4:8b; Deuteronomy 4:31a; Deuteronomy 7:9a; Nahum 1:3a; 1 Samuel 2:2a; Psalm 119:160a; John 1:18a; John 4:24a; Romans 1:20a; 2 Timothy 3:16; Psalm 19:7-8

### Key verse:

Romans 1:20a

*For since the creation of the world God's invisible qualities — His eternal power and divine nature — have been clearly seen.*

### Visuals:

Nature picture book. Use paper clips to attach a piece of paper over the cover of the book.

Bible (Do not use a picture Bible)

\*INVISIBLE sign (resource pack: piece B)

\*Romans 1:20a visual (resource pack: piece A). Lightly tape colored construction paper over the following words: "For since the creation of the world"

\*SEEN sign (resource pack: piece C)

WORLD sign (resource pack: piece D)

Application time: Various picture books; an uninflated balloon; a Bible for each child

Workbook: INVISIBLE and SEEN signs. One set per child (resource pack: pieces E-F)

\* Save these visuals for future lessons.

**Lesson Presentation:**

Show the children the book with the concealed cover. Ask the children the following questions:

*Can you tell what this book is about by looking at this cover? Why not? How can we find out what this book is about? Yes, we can open the book and read the words that are inside. (Open the book and begin to read the first few sentences until it becomes clear to the children what the book is about. Be sure that the children do not see the inside of the book yet.)*

*After reading the words inside the book, we can know what the book is about. This book is telling us about (lions). Words are very important. They tell us about many things. But do you think there are only words in this book? What else might there be? Do you think that a real lion is sitting in between the pages of the book? No, of course not. But there could be pictures of lions. Pictures of big, furry, beautiful lions. (Show the children several pictures within the book.) Do you think that the book is more interesting with or without the pictures? How can pictures of lions help us to understand words about lions? The pictures help us to see, with our own eyes, what lions are really like. We can see for ourselves that lions are big. We can see for ourselves that lions are furry and beautiful.*

Point out that if you are not able to see and touch a real lion, pictures of lions can help you to understand what lions are really like. Words and pictures are both important. Words tell us about things and pictures help us to understand what those things are really like.

Hold up a Bible and comment: *This is also a book. It is the most important book of all. What is the name of this book? Yes, the Bible. Does anyone know what this book tells us about? Yes, the Bible tells us about the most important Person of all—God. (Open the Bible and show the children the pages filled with words.) The Bible tells us many wonderful things about God.*

Read some of the following marked passages (if you are teaching older children, you may assign them to find and read these passages):

***I am God, and there is no other; I am God, and there is none like Me.***  
(Isaiah 46:9b)

***God is love.*** (1 John 4:8b)

***For the LORD your God is a merciful God.*** (Deuteronomy 4:31a)

***Know therefore that the LORD your God is God; He is the faithful God.***  
(Deuteronomy 7:9a)

***The LORD is slow to anger and great in power.*** (Nahum 1:3)

***There is no one holy like the LORD.*** (1 Samuel 2:2)

Emphasize that these words about God are very important. They are true words (Psalm 119:160a) that tell us who God is and what God is like. They tell us that God is the only God. God is kind and loving. God is faithful—He always keeps His promises. God is holy. The words in the Bible are much more important than words about (lions) because God is the most important Person of all.

Open the Bible again and comment: *But where are the pictures? We said that pictures help us to understand words. Why doesn't God give us pictures of Himself so that we can better understand who He is and what He is like? Then we could see with our own eyes what He is like.*

Read John 1:18a:

***No one has ever seen God, but God.***

Ask: *Why can't anyone see God?*

Read John 4:24a:

***God is spirit.***

Point out that God is very different from everyone and everything else. God is spirit. That means that God does not have a body like a (lion) or even like us. God is too great to be seen (Exodus 33:20). To our eyes God is INVISIBLE (display the sign). We cannot take pictures of invisible things. We cannot see invisible things.

Explain to the children that because God is the most important Person of all, He wants people to know and understand what He is like. He wants us to read the words from the Bible. God also wants to show us pictures that will help us to understand what the words from the Bible tell us about Him.

Use the visual of Romans 1:20a and read the uncovered portion of the verse:

***...God's invisible qualities — His eternal power and divine nature — have been clearly seen.***

**NOTES**

(Make sure to define any difficult words. For example: “*divine nature*” is the quality of being God—not man, animals, plants, etc.) Choose two children to come up and hold the INVISIBLE and SEEN signs. Ask the children how something that is INVISIBLE can at the same time be clearly SEEN (allow the children to give a few responses). Then reveal the first portion of Romans 1:20a on the visual. Read the verse:

***For since the creation of the world God’s invisible qualities — His eternal power and divine nature — have been clearly seen.***

Display the WORLD visual. Explain to the children that the invisible God has given us a picture to help us understand who He is and what He is like. This picture is not an ordinary picture — it is the whole world and everything in it. The world is like a picture from God.

Hold up the Bible again. Point out that God has told us about who He is and what He is like through the words of the Bible, and God shows us who He is and what He is like through the creation of the world. The created world can help us understand what the words of the Bible tell us about God. In the creation of the world, we can see with our own eyes what God is like.

*Ask the children: Do you think that it would be easy to look at the whole world — piece by piece — and understand what God is showing us? Is the world small and simple? Does the world contain just a few things or many, many things? Can we find out everything there is to know about the world? Why do you think that the world is so huge and filled with so many different things? What is God showing us about Himself through this world? (Leave as an unanswered question for now.)*

**Application:**

- ❖ Place a variety of non-Bible-based picture books on the table. Ask the children to choose which book looks most interesting. Ask them why they responded the way they did. What attracted them to that particular book? The subject matter? The pictures? Because it looks exciting? Now show the children a Bible. Point out that as interesting as the other books may be, the Bible is the most special and interesting book of all because the Bible is about the most special and interesting Person of all — God!

- ❖ Read the following passages from the Bible and ask the children what these passages tell us: Psalm 119:160a (God’s word is true; the Bible always tells us the way things really are.); 2 Timothy 3:16 (all the words in the Bible are from God.); Psalm 19:7-8 (the Bible tells us how we can receive wisdom, joy, and understanding).
  
- ❖ Read John 1:18a to the children. Remind the children that God is invisible to our eyes. Ask the children why they think God is invisible to us. Explain to the children that God is different from everything else in creation. He alone is God and there is no one else like Him (Isaiah 46:9b). He is not contained by bones, muscles, skin and a body like we are. He is too great! Also read John 4:24a, ***God is spirit.***
  
- ❖ Show the children an uninflated balloon. Have them notice the size and the shape of the balloon. Choose one or two children to feel the balloon. Next, blow up the balloon. After inflating it, hold the opening shut by pinching it together with your fingers. Instruct the children to observe the balloon again. What has changed about it? How did it get bigger? How does it feel? What went inside the balloon to change it? Can they “see” the air that went inside? Is the air still invisible? Allow the air to escape from the balloon so that the children see that the air inside is still invisible. Explain that just because we can’t see something with our eyes does not mean that it isn’t real. God is real even though we can’t see Him with our eyes!
  
- ❖ Have the children turn to Lesson 1 in their workbooks. Point out the two blank spaces that appear in the verse from Romans 1:20a. Read through the verse as printed on the page and see if the children can remember the missing words (invisible, seen). Give each child a set of words from the resource pack to cut out and paste in the appropriate spaces. Have the children decorate the letters of the word “seen” using crayons, markers, stampers or stickers. Define any difficult words for the children and discuss what God is saying to us in this verse.
  
- ❖ Ask the children what the *world* refers to in this verse. What does the world include? Using a whiteboard or large piece of paper, have the children name specific things that make up the world. For example: lakes, flowers, trees, dogs, cats, apples, etc. After you have written down 10-20 things, ask the children if the list is complete. Point out that there so many things that make up the world, they are too numerous to count. Ask the children: *What if we were to take a picture of everything that makes up the world — every animal, every piece of grass, every little bug, every fish. Would all of these pictures fit in a book? Why not?* Remind the children that the world is God’s picture to help us understand who He is and what He is like. The world is filled with more things than we can count or understand. What is God showing us about Himself?

NOTES

**Additional**

- ❖ Choose a key verse game from the Appendix section at the back of the curriculum binder. Use one of the games to help the children begin memorizing Romans 1:20a. (This verse is a part of the requirement for earning their first button.)
- ❖ Read a picture book about something from God's creation (i.e., the book used in the opening lesson illustration). Be sure to carefully read through the book ahead of time to check for any evolutionary content.
- ❖ Play a Books of the Bible game (found in the appendix section) to help the children become more familiar with how to use the Bible.

**For since the creation  
of the world  
God's invisible qualities—  
His eternal power and  
divine nature—have  
been clearly seen,**

INVISIBLE



SEEN





invisible

SEEN

invisible

SEEN

# God's Creation



**Picture Book**

# LESSON 1

## A PICTURE FROM GOD

### THEMES:

The Bible is God's Word  
The Bible is always true  
The Bible tells us who God is and what God is like  
God is spirit and is invisible to our eyes  
God desires to be known and understood  
The visible world can help us understand who God is and what God is like

### SCRIPTURE:

Isaiah 46:9; 1 John 4:8; Deuteronomy 4:31; Deuteronomy 7:9;  
Nahum 1:3; 1 Samuel 2:2; Psalm 119:160; John 1:18; John 4:24;  
Exodus 33:20; Romans 1:20a; 2 Timothy 3:16; Psalm 19:7-8

### KEY VERSE:

Romans 1:20a

*For since the creation of the world God's invisible qualities — His eternal power and divine nature — have been clearly seen.*

### DID YOU KNOW . . .

Look at this section of your workbook page after every lesson and learn more amazing things about what God has done. For example: Do you know how many different kinds of things God has created? See how many you can name in 5 minutes. Does your list include everything that God has made? No, of course not! God has made so many different things that no one has been able to count them all.



Since the creation  
of the world God's

Glue visual here

qualities have  
been clearly

Glue visual here.

# HE HAS BEEN CLEARLY SEEN

## LESSON 1 A PICTURE FROM GOD

### THEMES:

The Bible is God's Word  
The Bible is always true  
The Bible tells us who God is and what God is like  
God is spirit and is invisible to our eyes  
God desires to be known and understood  
The visible world can help us to understand who God is and what God is like

### SCRIPTURE:

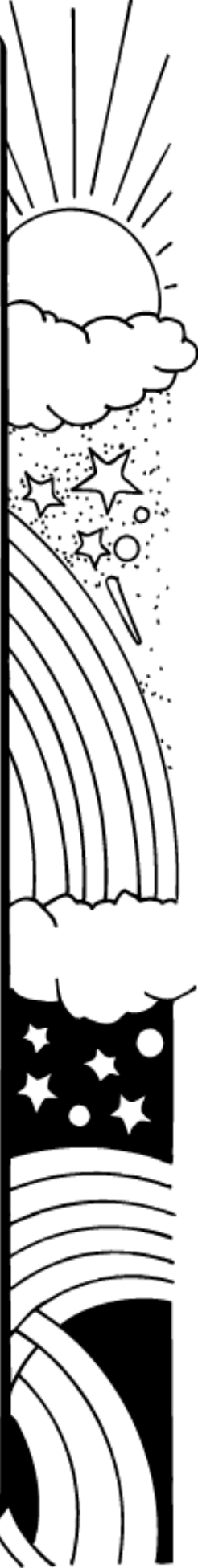

Isaiah 46:9; 1 John 4:8; Deuteronomy 4:31; Deuteronomy 7:9;  
Nahum 1:3; 1 Samuel 2:2; Psalm 119:160; John 1:18; John  
4:24; Exodus 33:20; Romans 1:20a; 2 Timothy 3:16;  
Psalm 19:7-8

### KEY VERSE: Romans 1:20a

For since the creation of the world God's invisible qualities —  
His eternal power and divine nature — have been clearly seen.

### PARENT/CHILD ACTIVITY:

Help your child memorize Romans 1:20a. Talk about what the verse means. During the week play the "I see clearly" game: Go outside or look out a window for exactly one minute. Each person must say what he/she sees by using the words, "I see (a blue bird) clearly. I see a (flower) clearly...." Count how many separate things you see. Write down the total each day. See if you can improve your score each day. How many things help us to see the invisible God more clearly?



**For since the  
creation of the  
world God's  
invisible  
qualities — His  
eternal power  
and divine  
nature — have  
been clearly  
seen.**

**Romans 1:20a**

# HE HAS BEEN CLEARLY SEEN

## Lesson 14 DAY FIVE – GOD CREATED THE TEEMING SEAS

### Themes:

God is infinitely creative  
God does all things with perfection  
God is a happy God  
God created all things for His pleasure

### Scripture:

Genesis 1:20a, 21a; Psalm 104:24-25; Psalm 135:6;  
Romans 1:20; Deuteronomy 32:3-4a; Psalm 104:24-26

### Key verse:

Psalm 135:6

*The LORD does whatever pleases Him, in the heavens and on the earth, in the seas and all their depths.*

### Visuals:

TEEMS visual (resource pack: piece A)

3 glass jars with lids. Fill each jar about  $\frac{3}{4}$  full of water. To one jar add a small amount of glitter. To a second jar add a large quantity of glitter and/or sequins of different shapes, colors, and sizes. Add nothing to the third jar. Tightly screw the lids on each jar.

Color Visuals Book (from previous lessons)

Pictures of a fish, jellyfish, sea star, sponge, mollusk shell, whale (resource pack: pieces B-G) and a clear, plastic, sealable bag with a small amount of water in it. Place the pictures and the plastic bag in a brown paper bag.

Optional: Color in and cut out the pictures mentioned above.

Laminate each picture and attach a small weight, such as a metal washer, to each. For the lesson presentation, place the pictures in a bucket of water instead of a bag.

Optional: Additional pictures of sea creatures

Application: picture of dolphin and killer whale (resource pack); glass of water, a penny, and small amount of vegetable oil (optional)



**Lesson Presentation:**

Hold up the sign that says, TEEMS. Ask the children if they know what the word means and then explain that you have a demonstration to help you define the word. Choose three children to come up front. Hand each child a jar of water and have them shake the jars and observe what is inside. Describe what is the same about each jar (they each are filled with water) and what is different. Which jar has the greatest number of things in it? Is it a little bit full or a lot? Point out that we could say that the jar that is filled with many moving things, TEEMS with things. When something teems with things it means it is filled with something, moving and living, in large numbers. It is a word that is used in the Bible.

Display pages 16 and 17 of the Color Visuals Book and read Genesis 1:20a, 21a,

***And God said, "Let the water teem with living creatures."  
So God created the great creatures of the sea and every living and moving thing with which the water teems.***

Hold up the empty jar again. Point out that God made huge oceans filled with water. But God didn't stop there. God wanted the oceans to be teeming with living creatures (show the jar with the many things in it).

Remind the children of the large box with the small hole from lesson nine. Ask the children if they remember what we learned about the ocean from observing the large box and the tiny hole: The ocean is so large, deep, and dark that we cannot see everything in it. But some people have been in the ocean and have been able to see, touch, take pictures, and sometimes collect some of the creatures that God has filled the oceans with.

Place the bag or large pail filled with pictures on a low table. Choose children, one at a time, to come and remove the picture from the bag or water. Make the following observations and comments about the different pictures or objects as they are presented:

*Fish: The ocean is filled with many kinds of fish, both large and small. God created fish in all sorts of colors and shapes. (If you have other pictures of fish, show them at this time.) Some fish can swim very fast (tuna), some have sword-like mouths (swordfish), some have mouths that are like bird beaks (parrot fish), some have sail-like fins on their backs (sailfish), some have heads shaped like horses (seahorse), and some don't even look like fish at all (scorpion fish). Some fish have slimy, scaly skin and some have skin that feels like sandpaper (sharks). Some fish that live in the darkest part of the ocean even have a little light attached to their head (lantern fish). God*

## SAMPLE LESSONS

### NOTES

*created each one differently and the sea is teeming with more fish than we could ever count.*

*Jellyfish: God created some ocean creatures that are very soft, almost invisible, and shaped like umbrellas. Instead of swimming like fish, they spend most of their time floating along in the ocean. Some even have a balloon-like part that floats on top of the water and is pushed along with the wind (Portuguese man-of-war).*

*Sea star: Have you seen a shape like this before? It has a star shape and it's called a sea star or starfish (it's not really a fish). Sea stars don't swim or float. Instead God created them with special "tube" feet so that they can crawl along on rocks or the bottom of the ocean. They come in all sorts of colors and the ocean is teeming with them.*

*Sponge: What does this look like? Maybe a rock? This is a sponge. Sponges are animals that live on the ocean floor or on rocks. They don't move along at all. God made them to be still. But God made them in many different shapes, sizes, and colors. The ocean is teeming with sponges.*

*Mollusk shell: How many of you have seen one of these before? This is not a living creature but it is the home of a living creature. Who made such a beautiful home? Yes, God did. Inside a shell home is a living creature with a very soft body. The hard shell protects the soft animal inside. God created thousands of different kinds of shelled animals. Each shell has a different shape and color. Some animals have only one shell, but some have two shells. Some even make beautiful pearls (jewelry) inside their shells. The sea is teeming with shelled animals.*

*Whale: Do you think that this is the real size of this whale? No. Whales are huge! They are the biggest animals on earth. A blue whale can grow to be over 100 feet long. How long are you? It would take about 25 five year olds, laying down head to foot to be as long as a blue whale. And it weighs a lot also. It weighs about 300,000 pounds. It would take about 6,000 5 and 6 year olds to equal that weight! But God made the oceans to be teeming with these large animals*

*(Plastic bag with water): Do you see anything here? The ocean is not only teeming with creatures we can see, but also creatures that are too tiny for us to see. The ocean is filled with millions and millions of tiny creatures like diatoms. They are so small that thousands of them could fit on your fingertip. Each one has a beautiful, glassy pattern. Each one was created by God and even though many of us never see them, God sees them all the time. God created them to fill the ocean.*

**NOTES**

Point out that these are just a few of the many creatures that fill the teeming ocean. The Bible tells us that there are so many creatures that they are beyond number — more than we can count — both large and small.

Read Psalm 104:24-25:

***How many are Your works, O LORD! In wisdom You made them all; the earth is full of Your creatures. There is the sea, vast and spacious, teeming with creatures beyond number — living things both large and small.***

Ask: *Why did God make so many different kinds of creatures in the ocean? Why is the ocean teeming with them? Why fill up something that can't even be seen by us?* (Take the jar that is full of things and tape a piece of paper to cover most of it. Shake the jar and point out how we can only see a portion of the contents.)

Read Psalm 135:6:

***The LORD does whatever pleases Him, in the heavens and on the earth, in the seas and all their depths.***

Point out that God created all the creatures in the teeming sea because He was pleased and happy to do it. Nobody forced Him to do it. It was for His pleasure. Even though we can't see all of the creatures, God can. God created everything to show how happy He is in being God. God is a happy God who loves to show how happy He is by creating creatures of all different sizes, shapes, and colors. God is so happy that He is overflowing with happiness. That is why the ocean and seas are teeming with creatures both big and small — to show the happiness of God in all He is and does.

**Application:**

- ❖ Have the children turn to Lesson 14 in their workbooks.
- ❖ If possible, display several pictures of different kinds of sea creatures. Read Romans 1:20. Have the children take turns responding to the question: *When you look at a (creature), what is God showing us about who He is and what He is like?* (Possible responses: God is wonderful, big, powerful, amazing, beautiful, fun, smart, creative, happy, etc.)

- ❖ Show the children a picture of a jumping dolphin and killer whale. Read Psalm 104:24-26. [Note that in this verse, *Leviathan* probably could refer to a number of different animals that were considered to be sea monsters.] Explain that God created some animals to *frolic* in the seas. That means that God created some animals to play in the oceans. Why would God create some animals to play in the ocean? What does this tell us about God? Is He a nasty God who doesn't want anyone to have fun? Is He an unhappy God? No, God is overflowing with joy. When we see a dolphin or whale splashing and playing we should think of how happy God is. When we see the dolphins playing, God wants us to enjoy them because they are showing us His happiness!
  
- ❖ Take a glass of water and drop a penny in it. What happens to the penny? Point out that whales are really heavy and yet they don't sink in the ocean. Why? Pour a little oil into the glass of water. What happens to it? Explain that God knew exactly how to create huge whales so that they could stay afloat in the ocean. He made their bodies with a big layer of fat (similar to oil). The fat helps to keep the whale from sinking. Review Psalm 104:24. Most fish have a special air-filled sac (like a balloon) that helps them to keep from sinking. God is perfect in wisdom!!
  
- ❖ Sometimes we might think that God created everything for us — for His people. And we are to enjoy God's creation. It's a gift to us from God. However, people are never able to see, hear, and feel all of the creatures that God has created. So why did God create the teeming seas knowing that people would never be able to see all of it? For His own glory — to show His own greatness and worth. God created everything to show the pleasure He has in being God. Read Psalm 135:6 again.
  
- ❖ Review the story of Jonah and the big fish (Jonah 1:17). Did this big fish just "happen" to be there, at just the right time, to swallow Jonah? What does this tell us about God? Who is in control of everything — even the fish of the sea?
  
- ❖ Review pages 1-17 from the Color Visuals Book. Lead the children in a time of praise and thanksgiving to our awesome Creator.


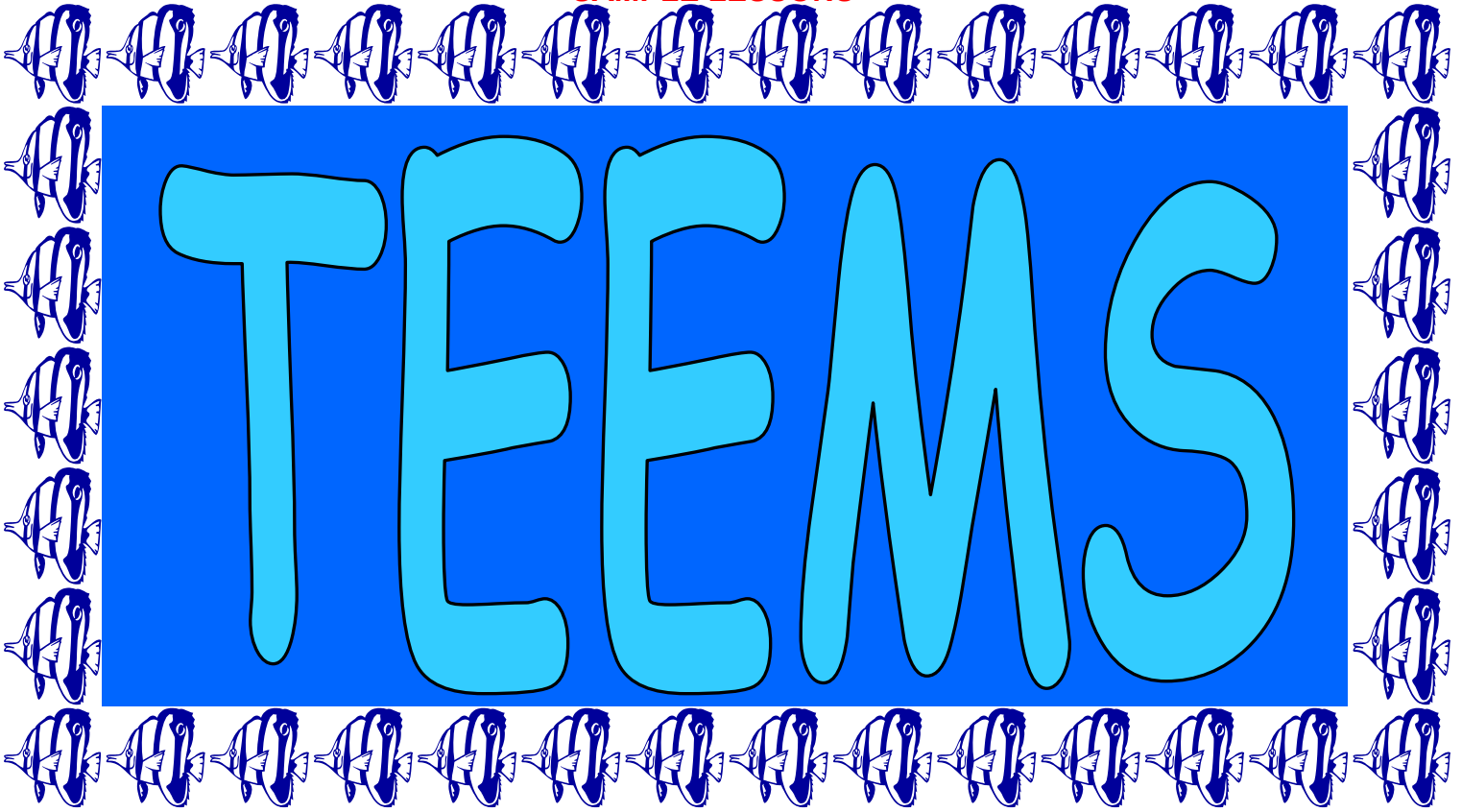
**Additional**

- ❖ Show a nature video that depicts life in the ocean. Preview the movie to make sure it is suitable and age appropriate.


## SAMPLE LESSONS

### NOTES

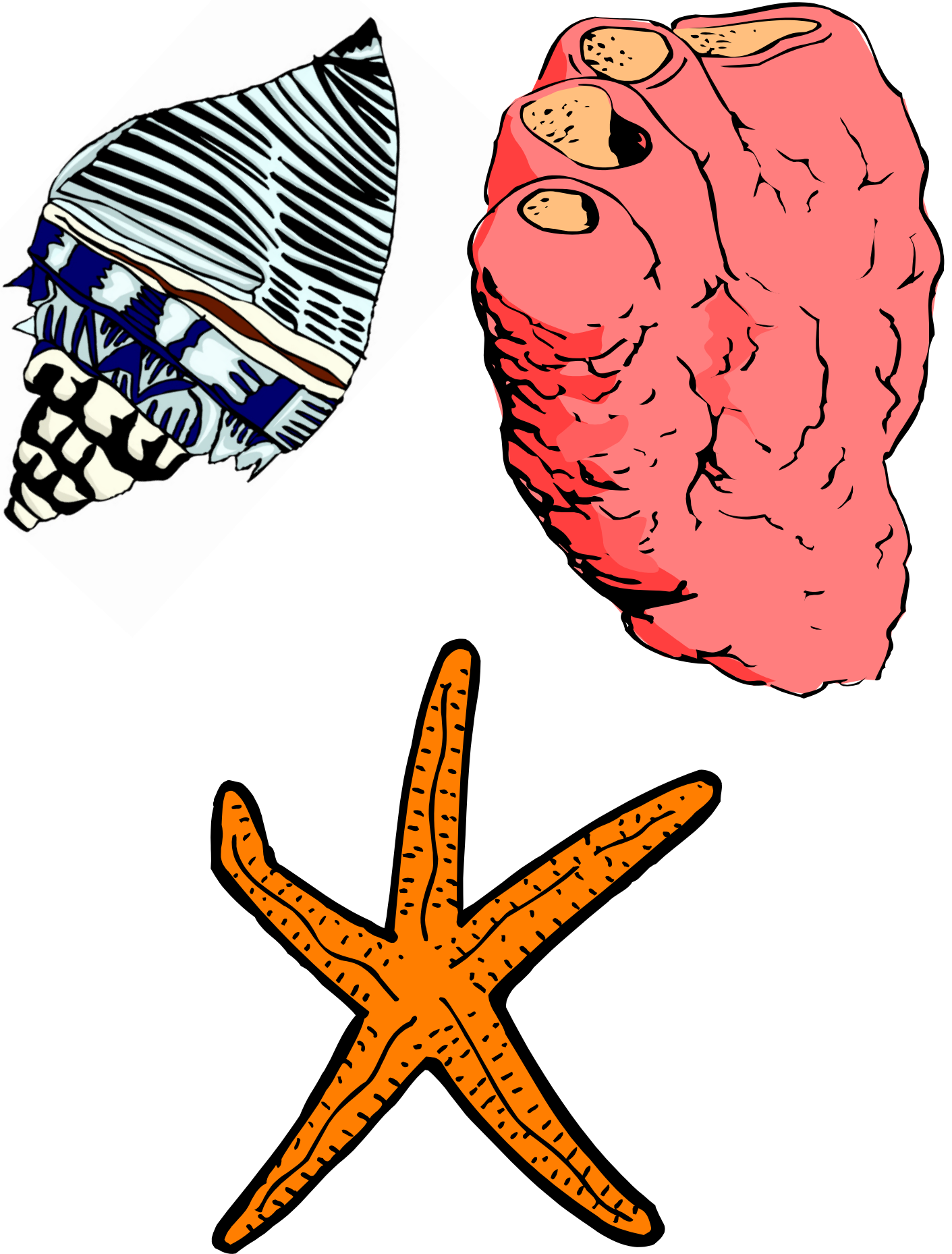
- ❖ Have someone bring in a shell collection. Get a shell identification book from the library and show the children the many types of shells that God created.
- ❖ Read from a picture book about one of God's sea creatures.
- ❖ Collect a small glass jar for each child. Purchase plastic sea creature sequins from a craft store. Have the children fill their jars with water and sprinkle the sequins in the water. Secure the lids and tip the jars upside down. Tie a thin, decorative ribbon around the crease between the jar and the lid (leave 2-3 inches of ribbon ends after the knot). Write the key verse on a small piece of stiff paper. Punch a hole in the paper. Thread the ribbon ends through the hole and tie a knot.



SAMPLE LESSONS



SAMPLE LESSONS





# LESSON 14

## DAY FIVE — GOD CREATED THE TEEMING SEAS

### THEMES:

God is infinitely creative  
God does all things with perfection  
God is a happy God  
God created all things for His pleasure

### SCRIPTURE:

Genesis 1:20-21; Psalm 104:24-25; Psalm 135:6; Romans 1:20;  
Deuteronomy 32:3-4; Psalm 104:24-26

### KEY VERSE:



Psalm 135:6  
*The LORD does whatever pleases Him, in the heavens and on the earth,  
in the seas and all their depths.*

### DID YOU KNOW . . .

that some babies weigh 4,000 pounds when they are born? (How much did you weigh when you were born? Maybe 6 or 7 pounds.) Baby blue whales are huge when they are born — 4,000 pounds! After they are born, they begin to drink their mother's milk and they gain about 200 more pounds every day (that is about the weight of a large man) until they are about 1 year old. When they are full grown blue whales, they will be about 100 feet long and weigh about 300,000 pounds! They are the biggest animals that God has created.

God is a really great Creator!

SAMPLE LESSONS



# HE HAS BEEN CLEARLY SEEN

## LESSON 14

### DAY FIVE — GOD CREATED THE TEEMING SEAS

#### THEMES:

God is infinitely creative  
God does all things with perfection  
God is a happy God  
God created all things for His pleasure

#### SCRIPTURE:

Genesis 1:20-21; Psalm 104:24-25; Psalm 135:6;  
Romans 1:20; Deuteronomy 32:3-4; Psalm 104:26

#### KEY VERSE: Psalm 135:6

The LORD does whatever pleases Him, in the heavens and on the earth, in the seas and all their depths.

#### PARENT/CHILD ACTIVITY:

Read about sea creatures from a nature book or magazine. Talk about the amazing variety of creatures that God has designed. Some interesting examples are sea horses, sea urchins, scorpionfish, sea cucumbers, lanternfish, and porcupine fish.

Read Psalm 104:24-25 together. Ask your child what they think a *leviathan* is. Have your child think of other large sea animals that seem to frolic in the oceans. What does this tell us about God? Read Psalm 104:31 and Psalm 135:6. Rejoice together in God's wonderful works!

The LORD does  
whatever  
pleases Him,  
in the heavens  
and on the earth,  
in the seas  
and all their  
depths.

Psalm 135:6

