

# Promises

## MAIN IDEAS

- **A promise is saying that you will or will not do something for sure.**
- **God’s promises are like presents to us.**
- **Some promises are for everyone; others are for certain people.**
- **God promises to be good to all.**

## MEMORY VERSE

*“The LORD is good to all,  
and his mercy is over all  
that he has made.”*  
—Psalm 145:9

## SCRIPTURE

- 1) Psalm 145:9
- 2) Genesis 9:12-16



## TEACHER INTRODUCTION

It is astounding that God is good to everyone. Every single person is undeserving of the mercy of God, and yet, God extends His mercy to all. What a merciful and gracious God we have!

His goodness is shown in the hundreds of promises He makes to His people in the Bible—each one of them a promise to do good to us and to be the kind of God who is worthy of our admiration and praise. Each promise is like a present from God—some for everyone and others for His people alone. Each promise is certain, given by the One who has placed His rainbow in the sky as a sign of His promise-keeping.

*This week, praise God for His glorious promises and His sure character that seals them. Pray that you will have faith to believe that God is good and merciful, and to trust Him for the fulfillment of His promises to you.*

## CURRICULUM RESOURCES

- **Promise Definition (1A)**
- **Park (1B)**
- For Application
  - › Promises Cutouts (AR-1, 1 page per 3 children)
- Overview for Parents (1 per child)
- Growing in Faith Together Page for Lesson 1 (1 per child)

## OTHER SUPPLIES

- Bible (English Standard Version)
- Promises Item (see details below)
- Tape or tacks
- Box wrapped like a present (save for future use)
- Bag of candy (1 piece/child)
- Whiteboard and markers
- For Application (for each child)
  - › Scissors
  - › Glue
  - › Pencils or pens
  - › Markers or crayons

## EXPLANATION OF THE PROMISES ITEM

- In Lesson 1, you will promise to give each child in the class a special gift at some point during the year. The purpose of this activity is two-fold: 1) to help children learn to trust in a promise; 2) to show the children the character of a trustworthy promise-giver.
- **Promises Item**—Choose from any of these options using the Promises Item image (that says “God Always Keeps His Promises”):
  - **Button**—2.5” metal button sold in packages of 8
  - **Iron-On Transfer**—4” x 4.5” transfer to iron on to a t-shirt, tote bag, etc.

## Promises

- **Customized Item**—The “God Always Keeps His Promises” design is included in both pdf and jpeg format in the Curriculum Resources (DVD or downloads). You are welcome to use this image on a shirt, backpack, water bottle, necklace, poster, bookmark, etc.
- **Instructions**—Read these instructions before handing out any Promises Items.
- Use your Promises Item each week (e.g., wear your button or shirt, or bring your item decorated with the image or transfer) to help create an interest in and a desire for the Promises Item.
  - During Lesson 5, give out the first Promises Item to a child. Do not give away any buttons until Lesson 5, except to visitors who may not return to the class.
  - The Promises Items should be given out periodically throughout the course of the study (40 weeks), with the last one given during the last lesson. The frequency and the number of Promises Items you give out will depend on the number of children in your class.
  - It is very important to write down the names of all the children you are making the promise to, and to make sure that by the end of the study each child has received a Promises Item.
  - After a child receives his Promises Item, you may want to encourage him to wear or bring it every week.
  - Do not allow a child to gloat when he has received a Promises Item and others haven’t yet.
  - Promises Items should be given to the adults periodically as well, and brought weekly by the adults after they are received.
- **Reminders**—From time to time, you should mention the Promises Item and restate your promise to give one to everyone. You may even want to ask specific children if they have a Promises Item and if they think they will receive one.
- **Visitors**—Be sure to give visitors a Promises Item the day they visit so you are able to fulfill your promise, or you could qualify that your promise is for children who regularly attend the class.
- **Know Your Children**—The order in which you give out the Promises Items to the children can be random, but if there is a child who demonstrates that he particularly needs to learn to trust in a promise or needs to learn how to wait patiently, you may want to hold off giving this child a Promises Item until later. Do not discourage a child to the point of despair, but a little discomfort is good, as the purpose of this exercise is to help children learn to trust. Just as we sometimes become discouraged waiting for the fulfillment of God’s promises, some children may become discouraged waiting for you to fulfill your promise. You may need to encourage them from time to time. Also, be aware of children going through hard situations who may need the encouragement of a Promises Item.

### MATERIALS FOR OPTIONAL ACTIVITIES

#### 1. Rainbows

You will need the following supplies for each child:

- › Paper
- › Markers or crayons

#### 2. Promises Bulletin Board

- › Large bulletin board
- › Paper
- › Markers or crayons

#### 3. Everyday/Certain People Game

- › Come up with ideas for this game (see instructions).

Large Group Lesson

Introduction.....

PROMISES ITEM

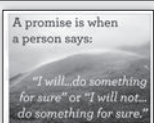
(Show the children a **Promises Item**.)

*Do you like my [button]? Isn't it colorful? Can anyone read the words? Would you like a [button] like mine?*

*I will give every child in the class a [button] to keep—but I am not going to give everyone a [button] now. I will give them out at different times. Some of you will get one soon—in the next few weeks. Some of you will have to wait many, many weeks for yours. And some of you will have to wait a really, really long time. But I **promise** to give each of you a [button].<sup>1</sup>*

Promises

? What does “I promise” mean? [Answers may vary.]



(Display the **Promise Definition** card, and hang it for display.)

*A promise is when a person says, “I will...do something for sure” or “I will not...do something for sure.”*

*He is not just thinking about whether he will or will not do it. He has decided and he is sure about it. A promise is for sure—“I will...do something, or not do something for sure.”*

Illustration.....

*Here are some examples of promises:*



(Display the **Park** visual.)

- If your mother says, “I will take you to the park,” that is a promise. Your mother is saying she will do something—she will take you to the park.
- If your dad says, “I promise that I will not pull your tooth out. I will only wiggle it to see how loose it is,” he is making a promise. He is saying that he will not do something—he will not pull out your tooth; and he is saying that he will do something—he will only wiggle your tooth.

1. This activity will be carried on throughout the entire study. Children will be given a Promises Item at different times to help them learn to trust in a promise and to show the trustworthiness of the person making the promise. It is very important to write down the names of all the children you are making the promise to, and to make sure that by the end of the study each child has received a Promises Item. If there are any visitors in the class, you should give them a Promises Item the day they attend in case they do not return. Or, for the sake of visitors, you could restate your promise as applying only to regular attenders.

## Promises

*PROMISES ITEM* (Display the **Promises Item**.)

*When I said that I will give you a [button], I was making a promise. I said that I will do something; I will give you a [button]. I'm not just thinking about maybe giving you a [button]. I am going to give you a [button]—for sure.*

*To make a promise is a serious thing. It is saying you are going to do or not to do something. It is not pretend. It is for sure, so you should really mean what you say.*

## Promises in the Bible

*God always means what He says. And He has made many wonderful promises in the Bible.*

*BIBLE AND WRAPPED PRESENT* (Display the **Bible**.)

*God's promises are like presents to us.*

(Display the **wrapped present** as you make the following points.)

- God is good and gracious. He has given us promises of blessings—of good things, of kindnesses to us. These are like wonderful presents.
- We do not deserve God's promises. God does not owe us anything—He does not have to give us anything good. But He does!
- God also gives us wonderful promises about who He is.

*When the Bible says something like, "The Lord is slow to anger" (e.g., Psalm 103:8), God is making a promise about who He is...for sure. God is saying that He is patient. God is telling us what He will do—He will be slow to get angry. God wrote the Bible, so everything He says about Himself in the Bible is His promise about the kind of person He is.*

*When God says something He will do or not do, God is making a promise. When He tells us what He is like, He is making us a promise about Himself.*

**?** *Can you tell me some of the promises in the Bible? [Answers will vary, such as the following examples.]*

- **"...I am with you always."** (Matthew 28:20b)
- **"For I know the plans I have for you...plans for welfare and not for evil,"** (Jeremiah 29:11)
- **"...I will never leave you nor forsake you."** (Hebrews 13:5b)

*All the promises in the Bible about who God is and what He will or will not do are like presents.*

*WRAPPED PRESENT* (Display the **wrapped present**.)

## General and Specific Promises

*Some of God's promises are for everyone. Other promises are only for certain people.*

### Illustration.....

*BAG OF CANDY* (Display the **bag of candy**.)

*If I say, "I promise to give a piece of candy to all the girls," who is this promise for? Will the boys get a piece of candy? Would [boy's name] or [boy's name] get a piece of candy? Why not?*

*If I said, "[name of a child in the room] will get a piece of candy," who is that promise for? Yes, it is just for [same child's name].*

*It is the same way with God's promises—some are for everyone; others are just for certain people.*

.....

(Have a sword drill with Psalm 145:9.)

***Psalm 145:9—The LORD is good to all, and his mercy is over all that he has made.***

❓ *What does this verse promise? [that God is good]*

❓ *Who is this promise for? [everyone]*

*Does God promise to be good to [child's name]? Does He promise to be good and kind to your mom?...to [a pastor's name]?...to [name of a famous person]?...to a bad person?*

*God promises to be good to all—to everyone, even bad people. No one deserves God's kindness, but God is gracious, kind, merciful, and good...and He promises good to all.*

*I am going to read from the Bible what God said to Noah after the flood. Listen to see what God promised and who the promise is for.*

*BIBLE* (Read **Genesis 9:12-16**, making appropriate gestures to help the children understand the verses.)<sup>2</sup>

**Genesis 9:12-16—And God said, “This is the sign of the covenant that I make between me and you and every living creature that is with you, for all future generations: <sup>13</sup>I have set my bow in the cloud, and it shall be a sign of the covenant between me and the earth. <sup>14</sup>When I bring clouds over the earth and the bow is seen in the clouds, <sup>15</sup>I will remember my covenant that is between me and you and every living creature of all flesh. And the waters shall never again become a flood to destroy all flesh. <sup>16</sup>When the bow is in the clouds, I will see it and remember the everlasting covenant between God and every living creature of all flesh that is on the earth.”**

? What is the promise that God made? [He will not destroy the world with a flood.]

*There will be small floods, but never a flood over the whole world again.*

WHITEBOARD AND  
MARKERS

(Using the **whiteboard and markers**, draw a circle to signify the world. Make waves on it, and then put an X over the waves.)

? What sign of His promise did God give to us? [a rainbow]

(Draw a rainbow above the world.)

? Has the world been destroyed by a flood since the flood in the time of Noah? [no]

*God has kept His promise about the flood. Whenever you see a rainbow in the sky, it should remind you that God keeps His promises.*

*I made a promise too. I made a promise to give you all a Promises [button], and I will keep my promise.*

PROMISES ITEM

(Set the **Promises item** in a prominent but inaccessible place.)

*I might give you a [button] soon, or you might need to wait a long time for it.*

*Here is a promise for today. All the girls in the class can have a piece of candy.*

BAG OF CANDY

(Give a **piece of candy** to each girl.)

*This is a promise for everyone! So all the boys can have a piece of candy, too.*

(Give all the boys a **piece of candy**.)

*The Bible is full of wonderful promises from God. We will learn about some of them this year. Let's thank God for His wonderful promises.*

(End with prayer.)

2. For example: For “me, you, all living creatures,” sweep your hand over the class. For “bow,” make an arc in the air. For “remember,” point to your head to symbolize your mind. For “never,” wag your finger. For “see it,” point to your eyes.

## Small Group Application

Choose one or more of these application ideas, as time allows.

### Promises

*Has anyone made a promise to you? Tell us about it. Have you ever made a promise? Did you mean what you said? Were you able to keep your promise? Explain.*

### Waiting for Promises

*Do you think [teacher's name] will keep his promise and really give you a Promises [button]? Why? Is it hard to wait for it? There are two different ways of waiting. What will you feel and say if you wait but don't really believe that you will get a [button]? What will you feel and say if you wait and really believe that you will get one?*

*Why does God sometimes make us wait for the good He has promised us? What can we learn while we wait?*

### God is Good to All

*How is God good to everyone?*

Ask the children to tell you about some of the good that God does for everyone, such as sending rain and sunshine, giving us air to breathe, etc.

*Why is God good to everyone? What does this tell you about God?*

*Do we deserve all the good things that God gives us and all the good ways He treats us? Explain. How has God been good to you today? Did you thank God for His goodness today?*

### Workbook

Use the Student Workbook for this lesson to review some key concepts. Children can color and cut out the words and pictures from the Promises Cutouts page, and then tape or glue them to the Workbook page. Complete the page together as a small group, making sure the children understand each concept. Follow the directions for each Workbook statement.

#### Promises

**A PROMISE is when a person says he will or will not do something for sure.**

(Cut and paste Promise slip on line.)

*What does "for sure" mean? [He really means it. He is not pretending.]*

**God has made many wonderful promises in the BIBLE.**

(Cut and paste the Bible visual on the line.)

*Can you tell me a promise from the Bible?*

**God's promises are like PRESENTS.**

## Promises

(Cut and paste the picture of presents.)

*How are God's promises like presents?* [Presents are good things someone gives you, and promises are good things God gives you.]

**Here is a promise for EVERYONE.**

(Cut and paste the word "Everyone" on the line.)

***The Lord is good to all, and his mercy is over all that he has made.—Psalm 145:9***

(Cut and paste the words "Good to All" on the line.)

*Think of the good things that God does for us and the ways in which He is good. Let's thank God for being so good with sentence prayers that start with, "God you are so good for..." (e.g., "God you are so good for sending your Son to die for us," or "...for giving us the right amount of sun," or "...for being slow to anger.")*

## Optional Activities

If time allows, choose one of the following optional activities:

### 1. Rainbows

Make rainbows that say, "God keeps His promises." (You may want to make one great big rainbow mural for the classroom.)

### 2. Promises Bulletin Board

Make the background for a Promises bulletin board to be used throughout this study where you can post the different promises studied. (This would need to be a good-sized bulletin board to accommodate the 40 lessons. Though not all lessons teach a particular promise, some teach truths you may want to add to your bulletin board. For example: God always keeps His promises.)

### 3. Everyday/Certain People Game

Play a "everyone/certain people" game by giving instructions (e.g., clap your hands, hop on one foot, say the memory verse, etc.) to "everyone" or to "certain people" (e.g., boys, girls, those wearing blue, those with blonde hair, etc.) Remind children that some promises are for everyone; some are for certain people only.

## Send Home

- A Note to Parents (1 per child)
- Growing in Faith Together Page for Lesson 1 (1 per child)



A promise is when  
a person says:

*“I will...do something  
for sure” or “I will not...  
do something for sure.”*

Photo courtesy of Denali National Park Service. Photographer: Daniel A. Leifheit.





# Lesson 1

## FAITHFUL TO ALL HIS PROMISES

# Promises

### MAIN IDEAS

- A promise is saying that you will or will not do something for sure.
- God’s promises are like presents to us.
- Some promises are for everyone; others are for certain people.
- God promises to be good to all.

### MEMORY VERSE

“The LORD is good to all, and his mercy is over all that he has made.”—Psalm 145:9


### SCRIPTURE

1) Genesis 9:12-16

2) Psalm 145:9

### KEY THOUGHT

God’s promises are like presents to us.



### HERE’S WHAT TO DO ON THE NEXT PAGE

Color the pictures and words on the handout and cut them out. Then glue or tape the pictures and words in the blanks to complete the sentences and learn more about promises.

# What is a promise?

A \_\_\_\_\_ is when a person says he will or will not do something for sure.

God has made many wonderful promises in the

God's promises are like

\_\_\_\_\_.

\_\_\_\_\_.

Here is a promise for \_\_\_\_\_.


The Lord is \_\_\_\_\_,

and his mercy is over all that


he has made. -*Psalm 145:9*

PROMISE

AR-1



AR-1



PRESENTS

AR-1

EVERYONE


AR-3

*good to all*


AR-1

PROMISE

AR-1



AR-1



PRESENTS

AR-1

EVERYONE


AR-3

*good to all*


AR-1

PROMISE

AR-1



AR-1



PRESENTS

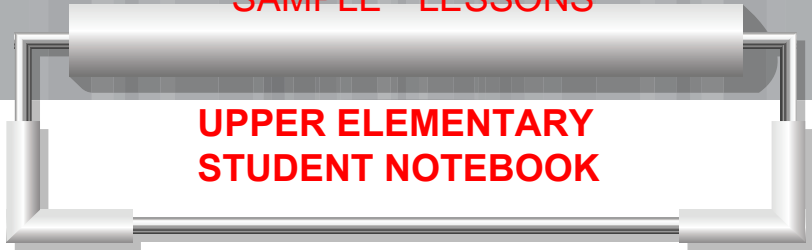
AR-1

EVERYONE

AR-3

*good to all*

AR-1



**UPPER ELEMENTARY  
STUDENT NOTEBOOK**

**LESSON 1**

**Promises**

 **Memory Verse:** *The LORD is good to all, and his mercy is over all that he has made. –Psalm 145:9*

 **Scripture:** Genesis 9:12-16; Psalm 145:9



1. A promise is when a person says he will or will not do something \_\_\_\_\_
2. God's promises are like \_\_\_\_\_ to us. We do not \_\_\_\_\_ God's promises.
3. When God tells us what He is like, He is making us a \_\_\_\_\_ about Himself.
4. A promise of God: \_\_\_\_\_  
\_\_\_\_\_
5. Some of God's promises are for \_\_\_\_\_. Others are only for \_\_\_\_\_.
6. What does God's promise to be "good to all" (Psalm 145:9) tell you about Him? \_\_\_\_\_  
\_\_\_\_\_
7. God made another promise in Genesis 9:12-16. Who did God make this promise to? \_\_\_\_\_  
What is the sign of God's promise? \_\_\_\_\_ Who is this promise for? \_\_\_\_\_  
\_\_\_\_\_



**The Big Picture!** In your own words, summarize the main ideas of the lesson.



**Something to Think About:** Making a promise is a serious commitment. What does it mean that God has made so many promises to His people?

**Directions:** ① Why are God’s promises like presents? Unscramble the words below to see how many of your answers are the same as the ones below. ② Tell someone in your small group at least one way that God has been good to you this week. Then share three things you are especially thankful for this week. ③ Read Psalm 103:1-17 and Isaiah 42:25-27. List the characteristics of God you read in these verses.

**erfe** \_\_\_\_\_

**snereogu** \_\_\_\_\_

**deevdrenus** \_\_\_\_\_

*The LORD is good to all, and his mercy is over all that he has made.  
–Psalm 145:9*

**Characteristics of God:**



**Action Step:** The Bible calls us to be people of action, to “be doers of the word, and not hearers only” (James 1:22). Taking to heart the truths you have heard each week and putting them into practice, or taking practical steps to apply them to everyday life can be a means of spiritual growth. Each week, review what you wrote in the previous week’s summary, remember the lesson, and record in this box any steps of faith you took to let the truth change your life. It may be an act of kindness, a confession of sin, a change in your attitude, etc. Ask God during the week to use the truths taught to affect you deeply.

This week, look for promises in the Bible. How can you put one of them into practice?

**Prayer:** Think of the good things that God does for us and the ways in which He is good. Thank God specifically for His goodness.



# Promises

## MAIN IDEAS

- **A promise is saying that you will or will not do something for sure.**
- **God's promises are like presents to us.**
- **Some promises are for everyone; others are for certain people.**
- **God promises to be good to all.**

## MEMORY VERSE

*"The LORD is good to all, and his mercy is over all that he has made."—Psalm 145:9*

## SCRIPTURE

- 1) Genesis 9:12-16
- 2) Psalm 145:9



## LESSON SUMMARY

It is astounding that God is good to *everyone*. Every single person is undeserving of the mercy of God, and yet, God extends His mercy to all. What a merciful and gracious God we have!

His goodness is shown in the hundreds of promises He makes to His people in the Bible—each one of them a promise to do good to us and to be the kind of God who is worthy of our admiration and praise. Each promise is like a present from God—some for everyone and others for His people alone. Each promise is certain, given by the One who has placed His rainbow in the sky as a sign of His promise-keeping.

*This week, praise God for His glorious promises and His sure character that seals them. Pray that your child would see God as good to all and His promises as undeserved presents.*

## AS YOU WALK BY THE WAY


- *What is a promise? What are some promises in the Bible? What do these promises tell you about God?*
- Tell your child about a promise of God that He has proven true in your life.



## ACTIVITY

*Psalm 145:9—The LORD is good to all, and his mercy is over all that he has made.*

Play “I Spy” this week. Look for examples of God’s goodness, and write those examples in each of the five magnifying glass shapes below.



Inside this box, record one promise you find in the Bible this week.

Magnifying glass image courtesy of Ammer at FreeDigitalPhotos.net.

# Promise: Salvation for All Who Call

## MAIN IDEAS

- **Only God can give the gift of salvation.**
- **Everyone who calls on the name of Jesus will be saved; Jesus will not turn anyone away who comes to Him.**
- **Salvation is a gift.**

## MEMORY VERSE

*...everyone who calls upon the name of the Lord shall be saved.—Acts 2:21b*

## SCRIPTURE

- 1) Acts 2:21
- 2) John 6:37
- 3) Luke 23:39-43
- 4) (Acts 4:12)
- 5) (Ephesians 2:8-9)



## TEACHER INTRODUCTION

How often we fail to be astounded by the gift of salvation? If we have lived with this truth for any length of time, it is easy to take it for granted. Yet, it should fill us with awe, gratitude, and praise that God accepts everyone who calls on His name! This profound truth should humble us. Who are we to receive this most precious gift?

Everything we have ever done is washed away at the cross! Every sin—every wrong heart attitude, every unholy thought, every sinful action—gone, covered by the blood of Jesus to *anyone* who calls on the name of the Lord. God's grace to sinners saves us from His anger at sin and punishment for sin; and saves us for eternal life with Him in heaven!

All of this is found in Jesus and in Jesus alone, who will never cast out any sincere seeker. Are you rejoicing in this amazing grace today? Are you astounded by God's gift of salvation?

*Pray that God will grab your heart anew with the great news of the gospel. Ask Him to replace apathy with enthusiasm, indifference with gratitude, and familiarity with new eyes to see His marvelous grace. Pray that your children will catch a glimpse of the amazing grace of God that would offer the gift of salvation to anyone who calls on His name.*

## TEACHER PREPARATION

Study the Scripture passages carefully and prayerfully. Ask God to make them real in your own heart. Be open to what God may be teaching you in this lesson. Study the lesson well. Pray for the children in your class.

## CURRICULUM RESOURCES

- **Salvation Promise (6A)**
- Salvation Promise Card and Tag (6B-6C)
- **Salvation Diagram 1-2 (6D-6E, save for future use)**
- **Cookies (6F)**
- **Saved From (6G)**
- **Saved For (6H)**
- **People 1-3 (6I-6K)**
- **Crucifixion (6L)**
- Salvation Present (AR-6, 1 per child)
- Growing in Faith Together Page for Lesson 6 (1 per child)

## Promise: Salvation for All Who Call

### OTHER SUPPLIES

- Bible
- Promises Item
- Lesson 6 Promise Box (see instructions below)
- Tape
- One pencil (or enough for the whole class if you'd like to give them away)
- Small container of chocolate chips
- Telephone
- For Application (for each child)
  - › Pencil or pen
  - › Metallic markers or colored pencils
  - › Scissors and tape

### VISUALS PREPARATION

- Set up the role play. Choose two children and explain their parts in the role play.
- **Promises Visuals**—In this curriculum, there are lessons that teach children a specific promise given by God. For each of these lessons (6-30 and 40), there is a Promise Sign with the promise and verse, a Promise Card with the promise and verse, and a Promise Tag with the promise and Scripture reference. These visuals are included in the Curriculum Resources and in the Visuals Packet.
- **Promise Sign**—Each lesson about a specific promise has a Promise Sign. You might want to laminate this sign for durability. Each week, these signs should be taped to the wall. Leave room at the beginning of the signs for the “Trusting in the Promises of God Leads Us To...” visual (Trusting Banner visual 8G and 8H), which will be added in Lesson 8. The signs will form a Promise Path and should be displayed or otherwise available for every lesson after that. Note: Lesson 3 also has a Promise Sign but does not have a Card or Tag, because the promise in Lesson 3 is not the same as the promises of blessing to believers.
- **Promise Cards and Tags**—Each lesson about a specific promise also has a Promise Card and a Promise Tag (found in the first part of the Visuals Packet). Teachers should prepare all the Promise Cards and Promise Tags.
  - Promise Cards should be cut out. (You might want to laminate the card for durability.)
  - Promise Tags should be cut out and a hole punched through the small white hole on the tag. A ribbon or string can be tied through the hole if desired.
  - Promise Cards and Tags should be filed with the appropriate lesson.
- **Promise Boxes for Child to Open**—You will use a new Promise Box in each lesson to introduce the promise on the Promise Card.
  - Gather 27 boxes (with removable lids) of a variety of sizes that are big enough to hold the Promise Card (4” x 5” in size). If needed, you may substitute gift bags for some of the boxes. Thank you card boxes also work well.
  - Wrap the boxes beautifully using a variety of wrapping paper. The top and bottom should be wrapped separately so a child need only lift the lid to remove the card inside.
  - To minimize preparation time, you may wish to make all or many of the wrapped boxes at one time.
- **Present Pile of God’s Promises**—Each week, a child will attach the Promise Tag to the Promise Box for that specific lesson (the same box that held the Promise Card for that lesson). Then, the Promise Box will be added to a growing pile of presents representing the promises of God. The Present Pile should be on display for every lesson throughout the remainder of the study.
- **Options for those with space limitations**—See the Introduction section of the Teacher’s Guide.

### IMPORTANT NOTES

- If you will be giving away the pencils (or another substitute item), be sure to show great joy and enthusiasm in giving them to the children.
- If you have not yet read the explanation of the Promises Item from the Introduction section of the Teacher’s Guide, it’s important to do so now.

MATERIALS FOR OPTIONAL ACTIVITIES

1. Promises Bulletin Board

- › Materials for bulletin board (see instructions)

2. Prayer for the Lost

- › Research lost people groups, possibly using the following resources: *From Akebu to Zapotec: A Book of Bibleless Peoples* by June Hathersmith and Alice Rode (Orlando, Fla.: Wycliffe Bible Translators, 2002); *You Can Change the World: Learning to Pray for People Around the World (Vol. 1)* by Daphne Spraggett, Jill Johnstone and Patrick J. St. G. Johnstone (Grand Rapids, Mich.: Zondervan, 1993).

3. Prayer for Missionaries

- › Map showing locations of missionaries from your church
- › Stationary for a letter
- › Pencil or pen

Large Group Lesson

Introduction.....

PILE OF PENCILS

(Display your **pile of pencils** and perform the role play.)

*These are gifts that I would like to give away.<sup>1</sup>*

(Describe the **pencils**.)

**Child 1 (addressing Child 2):** *Wow, those are cool pencils. Can I have one?*

(Using the addressed child’s reaction, make the point that only the owner of the gift can give it away, as in the example below.)

**Teacher:** [Child 2’s Name] *can’t give away the pencil, can he? Why not?*

*The pencils belong to me, so I am the only one who can give them away. Only the owner of something has the right to give it away.*

(If you plan to give the **pencils** away, set them aside but within sight of the children.)

.....

The Gift of Salvation

*God also has a gift to give.*

LESSON 6 PROMISE  
BOX WITH THE  
SALVATION  
PROMISE CARD  
INSIDE

(Display the **Lesson 6 Promise Box** and ask a child to open it and show the class what is in the box. After the child finds the **Salvation Promise** card, have him read it to the class. Then put the card back into the box.)

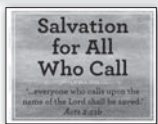
1. If you will not actually be giving the pencils away, you will need to put this in a pretend mode. For example: “Suppose I wanted to give these away...”

**SALVATION**

**Acts 2:21b—...everyone who calls upon the name of the Lord shall be saved.**

*Salvation is a gift from God; no one deserves it, no one can earn it. It is freely given by God.*

(Display the **Salvation Promise** sign.)<sup>2</sup>



**Illustration**.....

*If a small child walked into the street when a car was coming, and someone ran and grabbed the child out of the street, that person “saved” or “rescued” or protected the child from getting hurt.*

*To save someone is to rescue or protect the person from danger or hurt.*

.....

**?** *What does “be saved” mean in this verse—“everyone who calls upon the name of the Lord shall be saved?” What danger or hurt is a person saved from? [Answers may vary.]*

(Display the **Salvation Diagram 1** visual, pointing to the appropriate parts.)



- God is holy—He has no sin. God hates sin and must punish sin.
- Man is sinful—all have sinned. Man’s sin separates him from God.

(Point to the gulf in the **Salvation Diagram 1** visual.)

- Sinful man cannot come near to a holy God.
- Man deserves punishment for his sin.
- The only way that sinful man can come to the holy God and be saved from God’s anger at sin and His punishment of sin is through the cross.

(Point to the cross across the gulf in the **Salvation Diagram 2** visual.)



- Jesus took the punishment for sinful man and made a way for forgiveness of man’s sin. To be saved is to be rescued from God’s anger at sin and punishment of sin.

2. You may want to display it on the wall or bulletin board, and explain that each week the class will be learning about a promise of God, God’s special presents to His people. Each week you will add another Promise Sign to the wall/ bulletin board.

## Calling on the Name of the Lord

CONTAINER  
OF M&MS® OR  
CHOCOLATE CHIPS  
(OR ANOTHER  
TYPE OF CANDY)

### Illustration.....

(Call a child to the front of the room and hand him the **container of chocolate chips**. Role play a scenario that helps the children to understand the concept of saving, preserving, or guarding something in order to be used for something else. See example below.)

*Suppose you and your mother are going to make a batch of cookies like this in the afternoon.*



(Display the **Cookies** visual.)

*I see your chocolate chips, and say to you, “Hey, those look good. Let’s eat your [chocolate chips].”*

❓ *What would you say to me?*<sup>3</sup> [I need them to make cookies with]

*You are saving the chocolate chips; you are guarding them; you are keeping them for something else.*

- Salvation is being saved **from** something—God’s anger at sin and punishment for sin.



(Display **Saved From**.)

- And it is being saved **for** something—salvation is being saved or guarded or kept for life in heaven forever with God.



(Display **Saved For**.)

*Look at our verse again.*

(Display the **Salvation Promise** sign again, and read the verse.)



**Acts 2:21b—...everyone who calls upon the name of the Lord shall be saved.**

❓ *Is this a promise with a condition? What is the condition?* [calling on the name of the Lord (Jesus)]

❓ *Could you receive the gift of salvation by calling on the name of Buddha or Allah?* [no]

*Only God can save a person from His own punishment, and only God can give the gift of living in heaven with Him.*

3. Child should respond with something like, “I am saving them to make cookies,” or “I need them to make cookies.” If not, adjust the dialogue (e.g., “But don’t you need to save them to make cookies?”)

Promise: Salvation for All Who Call

*Just as someone else could not give away my pencils, so no one but God can give salvation. Calling on the name of anyone other than God alone is not meeting the condition of the promise.<sup>4</sup>*

What does it mean to “call on” the name of the Lord?

TELEPHONE

(Show **telephone**.)

Does it mean that you call God on the telephone?

- To call on the name of the Lord means to call out to Him—“Jesus, I need you. I am a sinner and I can’t take my sins away myself.”
- It means that you are trusting Jesus to save you from your sins. You are sure that He came to take the punishment for your sins, and that His death on the cross saves people who trust Him;...

(Show **Saved From**.)



- ...to save you from God’s anger at sin and punishment for sin...

(Show **Saved For**.)



...and to save you for life in heaven forever with God.

## Salvation to All Who Come

PROMISE BOX

(Display the **Promise Box**.)

*Who is this promise of the gift of salvation for?* [everyone]

(Pass out the **People 1-3** visuals to three children.)

*Do you think this means just people who go to church? Does it mean just people who are white? Or who are black? Does it mean just people in America? Does it mean just people who are trying to be good and do what is right? It can't mean bad, evil people can it?*

(Ask the children holding the **People 1-3** visuals to come to the front of the room and show their pictures. Point to each picture successively as you make the following point.)



*The Bible, in the book of Revelation, says that in heaven there will be people from every country or nation, tribe, people, and language.*

(Point to the **People 1** visual.)

*If this person calls on Jesus, will Jesus say, “No, you can’t be saved”?*

(Point to the **People 2** visual.)



4. See Acts 4:12.

*Or, if this person wants to trust in Jesus, will Jesus say, “No. I don’t think you are good enough. You can’t come to me”?*



BIBLE

(Point to the **People 3** visual.)

(Open your **Bible** to John 6:37 and read the verse.)

*This is what the Bible says:*

**John 6:37—All that the Father gives me will come to me, and whoever comes to me I will never cast out.**

*Jesus promises that He will not turn anyone away who wants to come to Him. Everyone who cries out to Jesus in faith is welcomed by Jesus. Even bad people who put their faith in Jesus will be received by Him.*



(Display **Crucifixion**, and make the following points from the account in Luke 23:39-43.)

- Two thieves were crucified with Jesus. One mocked or made fun of Jesus; the other thief understood that Jesus was innocent—He did not do anything wrong. He knew that Jesus is God, and he asked Jesus to remember him when Jesus went to heaven.
- The thief who asked Jesus to remember him was a very bad person, so bad that he was sentenced to die.
- The thief was “calling on the name of the Lord.” He understood that he was a sinner and that trusting in Jesus was the only hope for salvation (see verse 41).
- Jesus accepted the thief who called on Him. He did not turn him away, but welcomed him.

*Jesus came to save lost people—people who need to be saved. Jesus will not turn away or “cast out” anyone who comes to Him.*

PROMISE BOX AND TAG, AND TAPE

(Give the **Promise Box** to start the pile of presents to a child, along with the **Salvation Promise Tag**.)

*God promises salvation to all who call on Him. This is a gift given by God who is good and kind to sinners.*

*God has many wonderful promises. They are presents to His people. We will start a pile of presents that remind us of God’s wonderful presents—His promises to His people.*

(Ask the child with the **Promise Box** and **Salvation Promise Tag** to tape the tag on the box and place it where it can be displayed.)

(End with prayer.)



## Small Group Application

Choose one or more of these application ideas, as time allows.

### Salvation Only in Jesus

*Why is salvation only found in trusting Jesus? (Make sure children understand that this is what God has determined.) Can anyone change God's way of salvation? Why not? How would you answer someone who says that there is another way to be saved? [Help children practice a gracious and biblical reply.]*

Read together aloud:

***Acts 4:12—And there is salvation in no one else, for there is no other name under heaven given among men by which we must be saved.***

Help children to mark this verse in their Bibles.

### Whoever Calls

*Can you think of anyone whom Jesus would turn away? Can you think of anyone who ought to be turned away? [Help the children to see that everyone deserves to be turned away—no one deserves salvation, yet God graciously accepts all who call on Jesus.]*

*Why should they/we be turned away? What does this tell you about God?*

Have a short prayer time thanking God for His mercy to undeserving sinners.

### Pencil Gifts

If the teacher is giving away a pencil to each child in your class, ask:

*Do you think God is happy to welcome sinners, to give salvation to all who call on Him?*

Encourage the children in your group to go to the teacher and to ask for a pencil. The teacher should give a pencil with joy and enthusiasm to each child who asks.

*Was [teacher's name] happy to give you a pencil? Why? If she was so happy to give you her gift, how much more would God be happy to give you the gift of salvation? Did you get the gift before you asked for it? The teacher offered the gift at the very beginning of the class, but you didn't get it until you took it. What does this tell you about God's offer of salvation?*

### Salvation for the Lost

*Who do you know who is not trusting in Jesus? How will this person hear about Jesus? What can you do to tell them about "salvation for all who call"?*

Spend some time praying for the unsaved.

### Workbook

**Salvation a Gift**—Ask the children to read together the verse from the Workbook page.

***Ephesians 2:8-9—For by grace you have been saved through faith. And this is not your own doing; it is the gift of God, not a result of works, so that no one may boast.***

*Can you explain these verses in your own words? Salvation is a gift of God. That means nothing we can do ourselves can get it for us. What are some of these things that won't work? [For each answer, discuss why it wouldn't work—e.g., buying it; do enough good things to make up for the bad things; trade for it; just take it]*

*What does “boast” mean? Why can't we boast?*

*There is nothing we can do except just accept, receive, and take God's free gift. What does that say about us? What does it say about God? [Make sure the children understand God is willing to freely give the most important, best, most beautiful gift in the whole world. He gives it gladly, though it has been at great cost to Him.]*

Have the children decorate the promise box on the Salvation Present page, and then help them cut out the present and cut the box into two pieces vertically down the center. Attach the two pieces to the Workbook page, putting a piece of tape on the far left and right sides, so the present can be opened in the center. Then ask the children to read the tag together.

### **Promise: Salvation for All Who Call**

*This is God's most precious promise about the very best gift in the world—the free gift of salvation. Decorate the present. Make it as pretty and as special as you can. (Have the children use markers or colored pencils to decorate the promise box on the Salvation Present page. Then cut out the promise box, and cut the box into two pieces vertically down the center. Attach the two pieces of the box to the workbook page, putting a piece of tape on the far left and right sides so that the present can be opened in the center.)*

*What is the very best thing you own? Would you be willing to give this to someone who didn't even like you? [Children may glibly think and say they would, but help them to think through what this really means and what they have been willing to give up in the past.]*

5. Possible resources: *From Akebu to Zapotec: A Book of Bibleless Peoples* by June Hathersmith and Alice Rode (Orlando, Fla.: Wycliffe Bible Translators, 2002); *You Can Change the World: Learning to Pray for People Around the World (Vol. 1)* by Daphne Spraggett, Jill Johnstone and Patrick J. St. G. Johnstone (Grand Rapids, Mich.: Zondervan, 1993).

### Optional Activities

If time allows, choose one of the following optional activities:

#### 1. Promises Bulletin Board

If you are making a bulletin board on the promises, add to your bulletin board.

#### 2. Prayer for the Lost

Spend some time praying for different people groups or for individuals who are lost.<sup>5</sup>

#### 3. Prayer for Missionaries

Identify on a map where missionaries you know are serving, and pray for them, their work, and the hearts of those with whom they are working. Write a group letter to their children.

### Send Home

- Growing in Faith Together Page for Lesson 6 (1 per child)

# Salvation for ALL Who Call

*Promise*

‘...everyone who calls upon the  
name of the Lord shall be saved.’

*Acts 2:21b*


Sinful  
Man

Man



Holy  
God

God



Sinful

Man

Holy

God







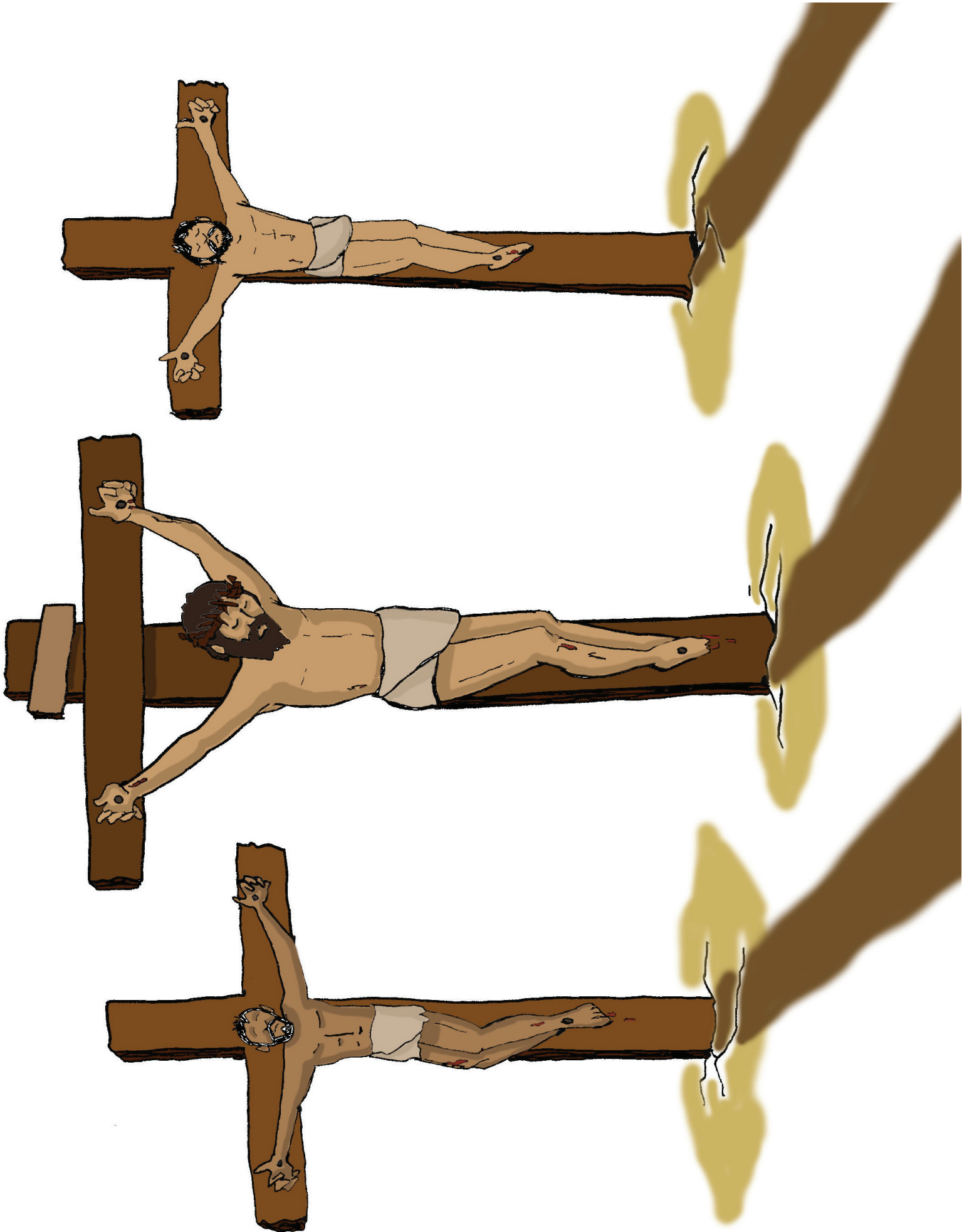


# Saved From











## Lesson 6

## FAITHFUL TO ALL HIS PROMISES

# Promise: Salvation for All Who Call

### MAIN IDEAS

- Only God can give the gift of salvation.
- Everyone who calls on the name of Jesus will be saved; Jesus will not turn anyone away who comes to Him.
- Salvation is a gift.

### MEMORY VERSE

**...everyone who calls upon the name of the Lord shall be saved.—Acts 2:21b**

### SCRIPTURE

1) Luke 23:39-43  
2) John 6:37

3) Acts 2:21  
4) Acts 4:12

5) Ephesians 2:8-9


### KEY THOUGHT

**Jesus welcomes everyone who calls on Him.**



### HERE'S WHAT TO DO ON THE NEXT PAGE

Read Ephesians 2:8-9 and think about what a wonderful gift the gift of salvation is as you color Jesus welcoming the children. Then decorate the promise box on the handout making it as pretty and special as you can. Cut the promise box out and then cut the box into two pieces vertically down the center. Finally, attach the promises box onto the page, putting a piece of tape along the far left and far right sides so the present can open up in the center.



For by grace you have been saved through faith.  
And this is not your own doing; it is the gift of God,  
not a result of works, so that no one may boast.

*Ephesians 2:8-9*







 UPPER ELEMENTARY  
STUDENT NOTEBOOK

## LESSON 6

# Promise: Salvation for All Who Call

 **Memory Verse:** "...everyone who calls upon the name of the Lord shall be saved."—Acts 2:21b

 **Scripture:** Luke 23:39-43; John 6:37; Acts 2:21; Acts 4:12; Ephesians 2:8-9


 Notes from the Lesson

1. What is God's greatest promised gift? \_\_\_\_\_
  2. God is \_\_\_\_\_. Man is \_\_\_\_\_. Man's sin \_\_\_\_\_ him from God.
  3. Sinful man cannot come \_\_\_\_\_ to a holy God. Man deserves \_\_\_\_\_ for his sin. The only way to be saved is through the \_\_\_\_\_
  4. What does salvation save us **from**? \_\_\_\_\_
  5. What does salvation save us **for**? \_\_\_\_\_
  6. In order to receive the gift of salvation, you must fulfill the condition which is to: \_\_\_\_\_  
\_\_\_\_\_. What does that mean? \_\_\_\_\_  
\_\_\_\_\_
  7. Can you have faith in and call on the name of any god and have the gift of salvation? \_\_\_\_\_
  8. Every true seeker who calls on the name of the Lord is accepted by Jesus. Who does that include?  
\_\_\_\_\_  
\_\_\_\_\_
9.  **T**  **F**—Some people are too bad for Jesus to save.  **T**  **F**—You can do good things to make up for the really bad things you have done.
- T**  **F**—Salvation is a free gift.  **T**  **F**—No one deserves salvation.
- T**  **F**—You need to do a certain number of good things in order to deserve salvation.  **T**  **F**—In the end everyone will be saved and go heaven.
- T**  **F**—You can receive salvation by going to church and Sunday school.



**The Big Picture!** In your own words, summarize the main ideas of the lesson.



**Something to Think About:** If salvation was something people had to pay for, not even a multimillionaire could afford it. Aren't you glad God offers salvation as a free gift? God's promises are a gift we don't deserve, but they are also a gift that He freely gives.

**Directions:** Other religions reject God's gift of salvation through the sacrifice of Jesus on the cross. Instead, they have developed their own way to earn salvation. Read about each religion and put a check mark by everything that requires man's effort to earn salvation.

### Man's Path to Heaven<sup>2</sup>



#### Islam: Two ways to get to "paradise"

- 1. Good deeds are compared to bad deeds. If a person has more good deeds than bad deeds, he will eventually get to paradise. But first, he must spend some time burning in hell.
- 2. Die as a martyr for the cause of Islam. This means going directly to paradise.



#### Hinduism: Three ways to get to "Moksha"

- 1. The Way of Action (Works or Activity)—performing religious ceremonies and duties. This requires helping others rather than serving yourself.
- 2. The Way of Knowledge—studying Hindu teaching and arriving at an understanding of the universe.
- 3. The Way of Devotion—performing acts of worship to any of the thousands of Hindu gods. This is a sign of devotion to and love for this god.
- 4. Some Hindus also believe in The Royal Road—properly performing the physical exercise of yoga and meditation.



#### Buddhism: The Noble Eightfold Path to "Nirvana"

- 1. Right Understanding—accepting the Four Noble Truths about suffering.
- 2. Right Resolve—denying physical pleasures, not harming any living creature, thinking kindly about everyone.
- 3. Right Speech—not lying, gossiping, criticizing, or harshly speaking.
- 4. Right Action—not killing, stealing, or performing impure actions.
- 5. Right Occupation (Livelihood)—avoiding jobs that would cause you to be dishonest or to hurt other people or animals.
- 6. Right Effort—making diligent efforts to improve your good thoughts and good behavior; and to conquer evil in yourself.
- 7. Right Contemplation—focusing attention on your thoughts, feelings, words, and actions in order to be free from wrong desires and attitudes.
- 8. Right Meditation (Concentration)—disciplining your mind to concentrate on one object in order to attain a higher state of consciousness (the state of mind of a god).

In all of these religions, man is trying to reach "god." Salvation is achieved through inner strength and good works, through the self-efforts of man. Do you think anyone could earn salvation?

### God's Path to Heaven



**Christianity:** The Bible tells us that God Himself has provided the way of salvation as a free gift to anyone who calls on the name of the Lord. Jesus obtained this salvation by dying on the cross and taking the punishment for all who are trusting in Him. Salvation does not come through what we do but through what Christ did. Why is this Good News?



**Action Step:** Review last week's BIG PICTURE summary. Record in this box any steps of faith you took to let the truth change your life.



# Promise: Salvation for All Who Call

## MAIN IDEAS

- **Only God can give the gift of salvation.**
- **Everyone who calls on the name of Jesus will be saved; Jesus will not turn anyone away who comes to Him.**
- **Salvation is a gift.**

## MEMORY VERSE

... everyone who calls upon the name of the Lord shall be saved.  
—Acts 2:21b

## SCRIPTURE

- 1) Luke 23:39-43
- 2) John 6:37
- 3) Acts 2:21
- 4) Acts 4:12
- 5) Ephesians 2:8-9



## LESSON SUMMARY

How often we fail to be astounded by the gift of salvation. If we have lived with this truth for any length of time, it is easy to take it for granted. Yet, it should fill us with awe, gratitude, and praise that God accepts everyone who calls on His name! This profound truth should humble us. Who are we to receive this most precious gift?

Everything we have ever done is washed away at the cross! Every sin—every wrong heart attitude, every unholy thought, every sinful action—gone, covered by the blood of Jesus to *anyone* who calls on the name of the Lord. God's grace to sinners saves us *from* His anger at sin and punishment for sin, and saves us *for* eternal life with Him in heaven!

All of this is found in Jesus and in Jesus alone who will never cast out any sincere seeker. May you rejoice in this amazing grace today and be astounded by God's gift of salvation to all who call on Him.

*Pray that God will fill your heart with the great news of the gospel. Pray that your child will catch a glimpse of the amazing grace of God that would offer the gift of salvation to anyone who calls on His name.*

## AS YOU WALK BY THE WAY

- Discuss with your child why man wants to be in control of his own salvation—to earn it or bargain for it. *What position does it put us in to simply call on Jesus for salvation? What must our heart attitude be? What must we recognize about ourselves? Why is this hard for us? How can we get this heart attitude?*
- Share with your child your testimony of coming to Jesus.

**ACTIVITY**

With your family, make a list of people you can pray would call on the name of the Lord for salvation. Ask God for an idea of something you can do to share with one of them the good news that God welcomes anyone who calls on Him.

Name	What I Can Do to Share the Gospel