

# Jesus Takes Away the Sin of His Friends

## MAIN IDEAS

- **All people are unrighteous sinners, except Jesus.**
- **God hates sin and is right to punish sin.**
- **Righteous Jesus willingly received the wrath of God on behalf of His sinful friends.**

## MEMORY VERSE

*He himself bore our sins in his body on the tree, that we might die to sin and live to righteousness.*

—1 Peter 2:24a

## SCRIPTURE

- 1) (Hebrews 9:22b)
- 2) (John 1:29)
- 3) (1 Peter 3:18)
- 4) (Hebrews 9:28a)
- 5) (Luke 23:39-43)
- 6) (1 Peter 2:24a)
- 7) (John 8:31b)



## TEACHER INTRODUCTION

In last week's lesson, we related the story of the crucifixion of Jesus. From outward appearances, it didn't seem like Jesus had accomplished much on behalf of sinners. After all, His death did not bring the hoped-for deliverance from political enemies, nor remove the godless burden imposed by the religious leaders. However, unseen by any human eye, something extraordinary was happening.

As Romans 3:25-26 explains, God would not compromise the value He places on His own righteousness. Sin must be punished if God is to be just. So God presented His own righteous Son as a perfect substitute and poured out on Him the punishment His sinful people deserved—saving His sinful people from the wrath they deserved. It is important that students understand what the death of Jesus on the cross truly means: Jesus' death bore our sin and ultimately the terrible wrath of God. This is how God stands as both Judge and Justifier.

*Pray that God would cause the hearts and minds of those in your classroom to understand the work Christ accomplished on the cross. Pray that God would work in the hearts of those in your classroom, to see the greatness of Christ and fly to Him alone for salvation.*

## CURRICULUM RESOURCES

- **Bean Seeds (34A)**
- **Sprouted Seeds (34B)**
- **Red Heart (31B, save for future lessons)**
- **Death (5B, save for future lessons)**
- **Savior and Friend (31C)**
- For Application:
  - › Shiny Heart Template (AR-34)
- Growing in Faith Together for Lesson 34 (one per child)

## Jesus Takes Away the Sin of His Friends

### OTHER SUPPLIES

- Bible
- Potted bean sprouts (see instructions)
- Bean seeds (not sprouted)
- Paper plate
- Picture Frame and Bible visual (see instructions and pages to create this)
- Shiny and Darkened Hearts (see instructions and template to create these)
- Small wrapped gift box/bag
- Cross (make a large cross from cardstock or something sturdy)
- For Application (for each child):
  - › Shiny foil heart (make one per child using Heart Template listed above)
  - › Glue
  - › Red markers
  - › Dark-colored markers

### VISUALS PREPARATION

- Four or five days before the lesson, plant a few of the bean seeds in the cup or pot. Water lightly and set in a warm place. If, on the day of the lesson, the sprouts have broken through the soil, cover them with a little extra soil so that they are not visible.
- If your bean seeds do not sprout in time for the lesson, you may use the **Bean Seeds** and **Sprouted Seeds** visuals from the Curriculum Resources.

### MATERIALS FOR OPTIONAL ACTIVITIES

#### 1. Bracelets

You will need the following supplies for each child:

- › Leather cord or ribbon
- › Silver, black and clear large plastic bead
- › Red heart-shaped bead
- › Bracelet Handout (OA-34A, Curriculum Resources)

#### 2. Classroom Poster, Part 1

- › Red Heart Sign Front (OA-34B, Curriculum Resources)
- › Red Heart Sign Back (OA-34C, Curriculum Resources)
- › Large cross made from brown poster board
- › Glue

You will need the following supplies for each child:

- › Heart Handout (OA-34D, Curriculum Resources)
- › Black markers, or paint and brushes

Large Group Lesson

Illustration.....

BEAN SEEDS



(Display the **bean seeds** and ask if, from the outside, the seeds look alive. Ask questions to direct their thinking, such as the following.)

- ❓ *Can the seeds move? Do you see the seeds breathing? Do the seeds look alive? Do the seeds look like they're doing anything important right now?*

POT WITH SOIL AND PLANTED SEEDS

(Display the **pot with the soil and planted seeds**.)


*I planted some bean seeds a few days ago.*

(Display the **pot**.)

*Look carefully into the pot.*

- Can you see anything special happening to the seeds?

PAPER PLATE



(Carefully pour the contents of the pot onto a **paper plate**. Sort through the soil and gently pick up one of the sprouted seeds to display.)

*Now does the seed look different? Has it moved? Does it look alive? Does it look like it's doing something special now? Sometimes there are important things happening that are hidden from our eyes. We couldn't see what was happening under the dirt, but something important was happening. A new plant had come to life, and was moving and growing.*

.....

*There are many important things that happen that we are not always able to see with our eyes. For example, we can't see the air that we need to breathe in order to stay alive. We can't see the insides of our bodies to see how our food is changed into energy to run and jump. And we can't see with our eyes one of the most important things that has ever happened.*

CROSS

(Display the **Cross**.)

*What happened to Jesus in last week's Bible story? Yes, He died on a cross. What kinds of things did the people see happening in the story? They saw Jesus being beaten, whipped, and made fun of. They saw a crown of thorns on His head. They saw the soldiers put Jesus on a cross, and hammer nails in His feet and hands. They saw Jesus die slowly and painfully. But there was something very special that they didn't see! Something very special happened that was hidden from their*

## Jesus Takes Away the Sin of His Friends

eyes. Where do you think we will find out about the special thing that happened? Yes, in the Bible.

(Explain that first, you will be reviewing some of our previous lessons that lead up to Jesus' death on the cross. Use the visuals and the following texts to slowly and clearly review the doctrine of God, man, sin, Jesus, and redemption. Use the following order and explanations.)



(Display the **Attributes Visual**.)

*Do you remember what these words in the picture frame are for? Yes, they are words taken from the Bible that tell us who God is and what God is like. God is the most special person of all (Isaiah 46:9b).*



(Display the **Shiny Heart**.)

*Do you remember when God created Adam and Eve? God created them to show back to Him how special God is. God was their Creator, their God, and their Friend. God filled them with joy (Psalm 16:11).*



(Hold the **Shiny Heart** near the **Attributes Visual**.)

*But what happened next?*



(Display the **Darkened Heart** visual.)

*Adam and Eve sinned against God and their hearts became dirty, darkened and sinful (Romans 1:21). Was God happy about their sin?*



(Display the **Death** sign.)

*God is very angry with sin. God hates sin. God is right to punish sin. The right punishment for sin is death—experiencing God's anger forever in hell (Romans 1:18; Romans 6:23; Matthew 25:46).*


(Move the **Darkened Heart** and the **Death** sign away from the **Attributes Visual** so the children see there is a separation. Have a child come to the front and give him the **Darkened Heart** visual and the **Death** sign to hold.)

*The Bible says that every one of us is born with a sinful heart and we all deserve to be punished to death by God (Romans 3:23; Romans 5:19a). Can any of us be happy separated from God? No. So our sinful hearts are our biggest problem. Can we solve that problem by ourselves? No (Ephesians 2:8-9).*

GIFT BOX/BAG

(Display the **gift box/bag**.)

*But God is great! Nothing is too hard for Him to do. And God made a special promise to His people. He promised that He would send someone to save them (Ezekiel 36:26a).*



(Display the **Savior and Friend** visual.)

*So God sent Jesus into the world. Does anyone remember what is so special about Jesus?*

*Yes, Jesus is God! (John 1:1) Did Jesus ever sin? No.*



(Display the **Shiny Heart** visual.)

*Jesus is perfect. He never sinned. Jesus always said and did the right things (Hebrews 4:15). He always showed that God is the most special person of all. Jesus came to say and do many wonderful things. Jesus loves sinners. He wants to be our Savior and Friend. Jesus is so great that He came to do something very special for us.*

CROSS

(Display the **Cross** visual.)

*Jesus came to save sinners by dying on the cross.*



(Attach the **Shiny Heart** to the **Cross**.)

*Jesus always obeyed God, even to the point of dying on the cross for sinners.*

*But how can dying on a cross save sinners? It didn't look like Jesus had done anything very special. He looked and acted just like a dead person, unable to do anything. But what did we learn from the seeds? Yes, there are some very special things that we can't always see with our eyes! When Jesus died on the cross, He did something very, very special!*



(Take the **Darkened Heart** away from the child holding it, and attach it over the **Shiny Heart** on the **Cross**.)

*Even though the people there couldn't see it with their eyes, God took the sins of all His people that He specially loved—Noah, Abraham and Sarah, Moses, David, Peter, John, and even a sinner like me—and placed them on Jesus, His own Son (Isaiah 53:6,12; 2 Corinthians 5:21; 1 Peter 2:24). There was Jesus on the cross, carrying many, many sins. What does God think about sin? Will God look at sin? No (Habakkuk 1:13). What is the punishment for sin? Yes, death and God's anger. God's anger is the most scary and terrible thing of all.*



(Attach the **Red Heart** over the **Darkened Heart** on the **Cross**. Take away the **Death** sign from the child, and tape it above the **Red Heart**.)

## Jesus Takes Away the Sin of His Friends

*So, even though no one could see it with their eyes, while Jesus hung on the cross and bled, God poured out His anger at sin on Jesus and punished Jesus to death (Isaiah 53:5, 10; Romans 3:25-26).<sup>1</sup>*

- Jesus' death on the cross is not just a story about how mean the crowds were, or how the soldiers made fun of Jesus and killed Him—the things that people could see with their eyes.
- It is the story of how Jesus did the greatest thing of all for sinners.
- Jesus willingly took all the sins of His people and was punished by God in their place.
- [Child's name] no longer has the **Darkened Heart** or the **Death** sign.
- Now, the people who Jesus loves no longer need to be afraid of God's punishment for their sin.
- Jesus has been punished for the sins of His friends!

*Jesus is the greatest person of all! He is a great Savior and Friend!*

## Small Group Application

Choose one or more of these application ideas, as time allows.

### Workbook

Have the children turn to Lesson 34 in the workbook, and give each a shiny heart. Remind them that the shiny heart belongs to Jesus because He is perfectly righteous and never sinned. Have the children glue it to heart 1 in the workbook. Have them color the “Unrighteous” heart 3 on the page with a dark-colored crayon. Remind them that this heart represents sinners—us.

### Jesus Had to Die for Sin to Be Forgiven

Have the children color heart 2 on the cross red.

*Why should the heart on the cross be colored in red?* [Red represents the blood of Jesus. When Jesus was on the cross, real blood flowed out of His body.] *That is very important.*

Review Hebrews 9:22b, the memory verse from Lesson 7.

### Jesus is the Lamb of God

Have the children turn to Lesson 7 in the workbook.

*What looks familiar there?*

1. In Wayne Grudem's *Systematic Theology*, “propitiation” (from Romans 3:25) is defined as “a sacrifice that bears God's wrath to the end and in so doing changes God's wrath toward us into favor.” (Grudem, Wayne. *Systematic Theology: An Introduction to Biblical Doctrine*. (Grand Rapids, Mich.: Zondervan, 1994), 575.)

Remind the students that God had commanded His people to kill and shed the blood of animals in order to cover sin.

*Read and discuss **John 1:29**—...“Behold, the Lamb of God, who takes away the sin of the world!” How is taking away sin different from covering sin? Which is better? (Hebrews 10:1-4; 9:26)*

Remind the children of the illustration in Lesson 7—covering the mess versus cleaning it.

*Jesus is much more special than any animal. Only the blood of Jesus could take away sin.*

### **Jesus’ Death is the Perfect and Final Solution to Our Sin Problem**

*Jesus only died once. Because He is so special, He was able to take the sins of all His friends—those who had already died, those who were living then, and even those of us who live today—and be punished for them all.*

Read 1 Peter 3:18 and Hebrews 9:28a.

*How many times would Abraham have to kill a lamb? Over and over again. How many times did Jesus have to die to take away all of the sins of His people? Only once. Why did Jesus only have to die once?*

### **Responding to Jesus**

Read the account of the two thieves on the cross from Luke 23:39-43.

*There are only two responses to the death of Jesus. We will either respond like the one thief—with disbelief—or like the other—with belief and love for Jesus. What is the “reward” for each response? What is your response to Jesus? Do you believe that He is God and He has come to take away sin? Is there anything that keeps you from trusting in Jesus? What is it? Who can help you trust in Jesus?*

Spend some time praying with the children that God would give all hearts to see and love God’s gift of salvation in Jesus.

### **Memory Verse**

Read today’s memory verse from 1 Peter 2:24a. Ask what it means to “die to sin and live to righteousness.”

*Who is righteous? Who should we want to live like?*

Recall our memory verse from John 8:31b.

*Why would it be important to “die to sin and live to righteousness”? What is one thing you could do this week to “die to sin and live to righteousness”?*

Pray together and ask God to help you trust in Jesus and obey Him.

## Jesus Takes Away the Sin of His Friends

### Optional Activities

If time allows, choose one of the following optional activities:

#### 1. *Bracelets*

Purchase the following items from a craft store: leather cord or ribbon (about 9"-11" for each child), silver, black, and clear large plastic beads (one of each per child), and red heart-shaped beads (one per child). Cut out a 9"-11" portion of cord for each child. About 4" from the end of the cord, tie a single knot.

Have the children thread the beads in this order: black, red heart, and silver, stopping at the knot. Tie another knot after the silver bead. The bracelet should now look like this from left-to-right order: knot, black bead, red heart, silver bead, knot. Use the clear bead as a fastener, threading both ends of the cord through the bead, making the bracelet the appropriate length for each child. Tie the untied end. Review the significance of the color of each bead. (Each bead represents one of the heart visuals from the lesson.) Give each child a **Bracelets Handout** to take home to help him explain what his bracelet means to his parents.

#### 2. *Classroom Poster, Part 1*

Before class, make a large cross out of brown poster board. Cut out the **Red Heart Sign Front and Back** and glue them together around the edges, leaving the top open so that the hearts form a large envelope. Attach the red heart envelope to the center of the cross. Cut out a heart from the **Heart Handout** for each child, plus a few extras for possible visitors or new students. Write each student's name on the back of a small heart.

In class, instruct the children to completely darken their heart with markers or paint. Then ask them to place their darkened hearts inside the red heart envelope on the cross. Review today's memory verse as they do so. This activity continues with Part 2 in the next lesson.


### Send Home

- Growing in Faith Together for Lesson 34 (one per child)









31B

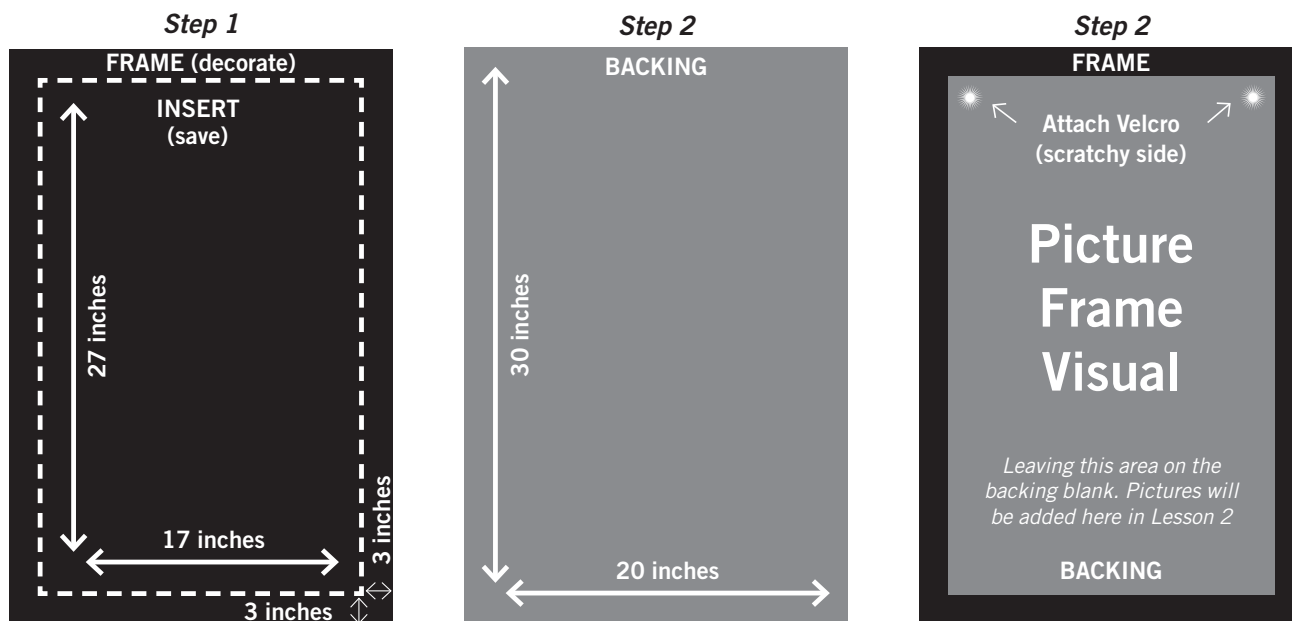
# Death



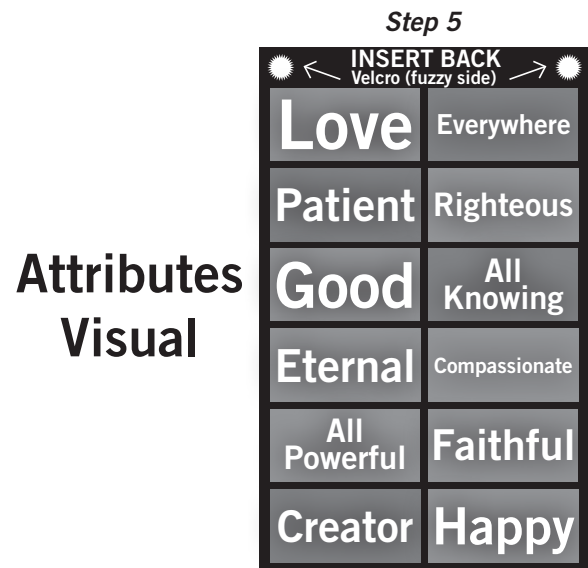

**Instructions for the Frame and Bible Insert**  
**(same as Picture Frame and Bible visual)**  
**from Lesson 1 of the *Jesus, What a Savior!* Teacher's Guide.**

**VISUALS PREPARATION**

- This visual will be used throughout the duration of the curriculum. Care should be taken to make it as sturdy and special-looking as possible.
- **Step 1:** Make the frame. Use one of the pieces of foam board to create a picture frame by cutting out an interior piece measuring 17" x 27". (Save the inner portion to create the insert in Step 3.) The sides of the picture frame should be 3" wide. Color and decorate it (perhaps with glitter, shiny wrapping paper, or sequins) to make it look more like a special picture frame.



- **Step 2:** Assemble the frame. Glue the frame that you have just decorated to the remaining whole piece of foam board. This is the Picture Frame Visual. Next, attach two scratchy, hook-type pieces of Velcro® to the upper corners of the backing, just inside the frame. These will hold the Bible/Attribute Visual in place.
- **Step 3:** Prepare the Insert. If your 17" x 27" foam board is not black in color, use markers or paint to color both sides of the insert black.
- **Step 4:** Create the Bible Visual. Trim the white margins off of the Bible Visual pieces 1A-1D and arrange them together to create the picture of the Bible. To make this visual last longer, we recommend laminating these pieces together. Glue the Bible picture to the center of one side of the 17" x 27" black foam board insert. Attach two fuzzy, loop-type pieces of Velcro® to the top corners of the insert, matching the location to the Velcro® placed on the Picture Frame Visual in Step 2. This is the Bible Visual.



- **Step 5:** Create the Attributes Visual. Cut out each individual Attribute of God sign (1E-1M), removing the white margins. Laminate each of the 12 attribute signs separately before attaching a piece of Velcro® to the back of each. Place the corresponding pieces of Velcro® to the back side of the 17" x 27" insert (the back side of the Bible Visual), testing the placement to ensure all pieces will fit. The Attribute of God signs should be close together in two vertical columns, six signs in each column. The Velcro® will help the signs last longer and will allow them to be easily attached or removed during the lesson. Finally, two fuzzy, loop-type pieces of Velcro® to the top corners of the insert, matching the location to the Velcro® placed on the Picture Frame Visual in Step 2. This is the Attributes Visual. The insert can now be placed in the Picture Frame Visual with either the Bible Visual or the Attributes Visual facing out.
- Before the lesson, remove the Bible/Attributes Visual from the Picture Frame Visual so you can display the "empty" picture frame at the start of class. Remove the Attributes of God signs from the Attributes Visual and place the signs in your Bible where their corresponding lesson text is located. Leave about 1-2 inches of the signs sticking out so the ends will be easily visible to the children.

PSALM 135

5 who does not put out his money at interest and does not take a bribe against the innocent. He who does these things shall never be moved.

You Will Not Abandon My Soul

16 A Miktam of David. Preserve me, O God, for in you I take refuge.

2 I say to the Lord, "You are my Lord; I have no good apart from you."

3 As for the saints in the land, they are the excellent ones, in whom is all my delight.

4 The sorrows of those who run after another god shall multiply; their drink offerings of blood I will not pour out or take their names on my lips.

5 The Lord is my chosen portion and my cup; you hold my lot. The lines have fallen for me in pleasant places; indeed, I have a beautiful inheritance.

7 I bless the Lord who gives me counsel; in the night also my heart instructs me.

8 I have set the Lord always before me; he is at my right hand, so that I shall not be shaken.

17 In the Shadow of Your Wings

A Prayer of David. Hear a just cause, O Lord; attend to my cry! Give ear to my prayer from lips free of deceit!

2 From your presence let my vindication come! Let your eyes behold the right and your ears hear my cry.

3 You have tried my heart, you have visited me by night, you have tested me, and you will find nothing; I have purposed that my mouth will not transgress.

4 With regard to the works of man, by the word of your lips I have avoided the ways of the violent.

5 My steps have held fast to your paths; my feet have not slipped.

6 I call upon you, for you will answer me, O God; incline your ear to me; hear my words.

7 Wondrously show your steadfast love, O Savior of those who seek refuge from their adversaries at your right hand.

8 Keep me as the apple of your eye; hide me in the shadow of your wings, from the wicked who do violence, my deadly enemies who surround me.

9 They close their hearts with their mouths arrogantly; they have now steps;

5<sup>Ex. 22:25; Lev. 25:36; Deut. 23:19; Ezek. 18:8; 22:12; Ex. 23:8; Deut. 16:19</sup> See Ps. 106  
Psalm 16  
1<sup>Ps. 36; title: 57; title: 60; title: 111</sup>  
2<sup>Ps. 73:25</sup>  
3<sup>Ex. 19:6; Deut. 7:6; 1 Pet. 2:9</sup>  
4<sup>Ex. 23:13; Josh. 23:7</sup>  
5<sup>Ps. 73:26; 119:57; 142:5; Num. 18:20; Lam. 3:24; (Deut. 32:9; Jer. 10:16; 51:19)</sup> See Ps. 23:5; 116:13  
6<sup>Mic. 2:5</sup>  
7<sup>See 1 Sam. 23:9; 12:2; Sam. 5:18; 19:42; 8<sup>Cited Acts 2:25; 28<sup>Ps. 119:30</sup> Ps. 109:31; 110:5; 121:5</sup> Ps. 106; 155</sup>

9<sup>Ps. 30:12; 57:8; 108:1; Gen. 49:6</sup>  
10<sup>See Job 21:13; Cited Acts 13:35</sup> Ps. 89:18; (Mark 12:41) Ps. 49:9; 103:4  
11<sup>Matt. 7:14</sup> Ps. 17:15; 21:6; 36:8; 65:4 Ps. 36:8

Psalm 17  
1<sup>Ps. 86; title: Ps. 142; title: Ps. 142:6; (Ps. 61:1; Jer. 7:16)</sup>  
2<sup>Ps. 26:11</sup>  
3<sup>See Job 23:10; Job 31:14</sup> Ps. 167; (Job 33:15)  
4<sup>Judg. 7:4; Zech. 13:9</sup> Pet. 1:7; (Ps. 139:1; Mal. 3:2, 3)  
5<sup>Job 23:11; Ps. 44:18</sup>  
6<sup>Ps. 86:6; 7:11; 61:1</sup>  
7<sup>See Ps. 31:2</sup>  
8<sup>Ps. 31:21</sup> Ps. 139:21

14 Deliver my soul from the wicked by your sword, O Lord, from men by your hand, O Lord, from men of the world who fill their womb with violence, they are satisfied with their infants.

15 As for me, I shall be like a face in righteousness when I awake, I shall be satisfied with your mercy.

The Lord Is My Rock  
TO THE CHOICE OF DAVID. A PSALM OF DAVID.  
18 I have called upon the Lord, and he has answered me; he has heard my voice and has saved me from all my troubles.



PSALM 18:20

8 Smoke went up from his nostrils,<sup>8</sup> and devouring<sup>9</sup> fire from his mouth; glowing coals flamed forth from him.

9 He bowed the heavens and came down; thick darkness was under his feet.

10 He rode on a cherub and flew; he came swiftly on the wings of the wind.

11 He made darkness his covering, thick clouds dark with water. Out of the brightness before him hailstones and coals of fire broke through his clouds.

12 The LORD also thundered in the heavens, and the Most High uttered his voice.

13 And he sent out his arrows and he flashed forth lightnings and routed them.

14 Then the channels of the sea were seen, and the foundations of the world were laid bare at your rebuke, O LORD, at the blast of the breath of your nostrils.

15 He sent from on high, he took me; he drew me out of many waters.

16 He rescued me from my strong enemy and from those who hated me, for they were too mighty for me.

17 They confronted me in the day of my calamity, but the LORD was my support. He brought me out into a broad place; he rescued me, because he delighted in me.

18 The LORD dealt with me righteously;<sup>2</sup> according to my righteousness;<sup>3</sup> Or in his wrath

14<sup>Ps. 10:18; Luke 16:8; 20:34; Matt. 62:5, 16; Luke 16:25; Job 21:11; 1 John 3:2; Ps. 11:7; Isai. 26:19; Dan. 12:2; Ps. 16:11.</sup>  
15<sup>Job 33:26; 1 John 3:2; Ps. 11:7; Isai. 26:19; Dan. 12:2; Ps. 16:11.</sup>

Psalm 18  
<sup>1</sup>Ps. 36, title 89:3, 20; 2 Sam. 3:18; 7:5; <sup>2</sup>See 2 Sam. ch. 22; <sup>3</sup>Ex. 15:1; Deut. 31:30; <sup>4</sup>Ver. 31, 46; Ps. 19:14; 31:3; Ps. 91:2; 144:2; <sup>5</sup>Cred. Heb. 2:13; <sup>6</sup>Ver. 30; Gen. 15:1; <sup>7</sup>Ps. 112:9; Luke 1:69; <sup>8</sup>See Ps. 99; <sup>9</sup>Ps. 48:1; 96:4; 113:3; 145:3; <sup>10</sup>Ps. 116:3; Ps. 119:61; <sup>11</sup>See Ps. 32:6; <sup>12</sup>(See ver. 4 above); <sup>13</sup>Ps. 66:14; 102:2; 120:1; (Jonah 2:2); <sup>14</sup>See Ps. 11:4; <sup>15</sup>(Judg. 5:4; Acts 4:31; 16:26).

<sup>8</sup>See Ps. 21:9; <sup>9</sup>Ps. 144:5; <sup>10</sup>Isai. 64:1; <sup>11</sup>See Ex. 20:21; <sup>12</sup>Deut. 28:49; <sup>13</sup>Ps. 104:3; <sup>14</sup>Job 36:29; Ps. 97:21; <sup>15</sup>Ps. 29:31; <sup>16</sup>Ps. 148:8; <sup>17</sup>Josh. 10:11; <sup>18</sup>1 Sam. 2:10; <sup>19</sup>See Job 37:4; <sup>20</sup>Isai. 30:30; <sup>21</sup>See Ps. 29:3-9; <sup>22</sup>Ps. 71:3; 64:7; 71:17; 44:6; Deut. 32:23; 42; Hab. 3:11; <sup>23</sup>Ex. 14:24; <sup>24</sup>Josh. 10:10; <sup>25</sup>Ps. 42:1; Joel 1:20; (Heb.); Job 36:30; <sup>26</sup>Ps. 106:9; <sup>27</sup>Nah. 1:4; <sup>28</sup>Ex. 15:8; <sup>29</sup>Ps. 144:7; <sup>30</sup>Ex. 2:10; <sup>31</sup>See Ps. 32:6; Job 22:11; <sup>32</sup>Ps. 142:6; <sup>33</sup>Ps. 31:8; 118:5; <sup>34</sup>Iver. 36; <sup>35</sup>Ps. 22:8; <sup>36</sup>2 Sam. 15:26; <sup>37</sup>Ps. 78:1; <sup>38</sup>Sam. 24:19; 26:23; <sup>39</sup>1 Kin. 8:32.

<sup>1</sup>I call upon the LORD, my strength, the LORD is my rock and my fortress and my deliverer, my God, my rock, in whom I take refuge, my shield, and my stronghold, my salvation, my stronghold, who is worthy to be praised, and I am saved from my enemies.

<sup>2</sup>The cords of death encompassed me; the torrents of destruction assailed me; the cords of Sheol entangled me; the snares of death confronted me.

<sup>3</sup>In my distress I called upon the LORD; to my God I cried for help. From his temple he heard my voice, and my cry to him reached his ears.

<sup>4</sup>Then the earth reeled and rocked; the foundations also of the mountains trembled and because he was

# Bible



bound.  
tion eager to  
ng lion<sup>2</sup> lurking in  
bush.  
O LORD! Confront him,  
subdue him!  
light, I say: <sup>3</sup> Or who acquire <sup>4</sup> Hebrew my

and quake  
angry.  
<sup>1</sup> Or from men whose portion in life is of the world

# The Die

# Love

1E

# Patient

1F

**Good**

1G

**Eternal**

1H

**All  
Powerful**

1I

**Creator**

1J

# Everywhere

1K

# Righteous

1L

# All Knowing

1M

# Compassionate

1N



# Faithful

10

# Happy

1P

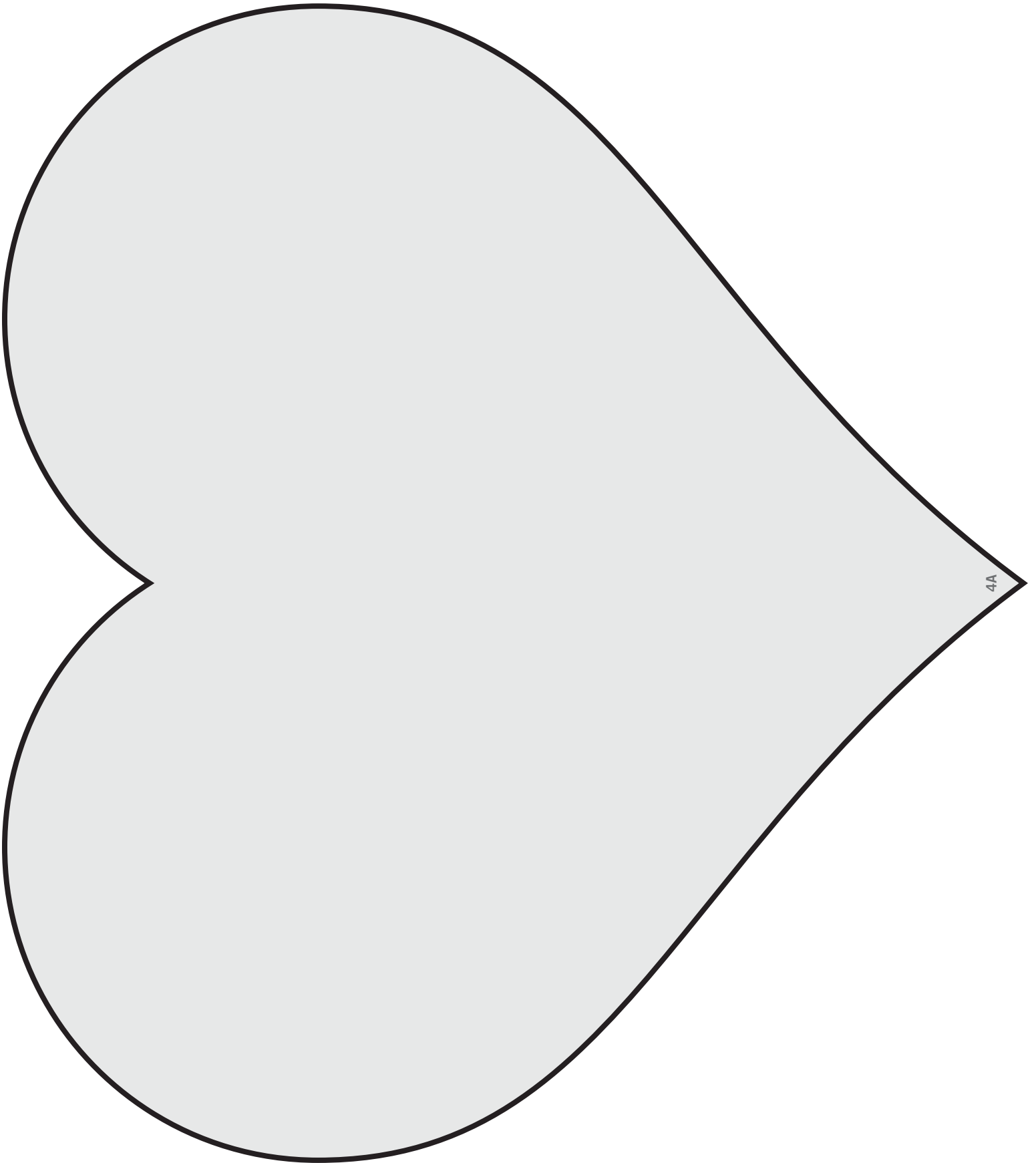
**Instructions for the Shiny and Darkened Hearts from Lesson 4  
of the Jesus, What a Savior! Teacher's Guide.**

---

**VISUAL PREPARATION**

- Use **Shiny Heart Template (4A)** to cut a large Shiny Heart from heavy-duty aluminum foil or silver paper. Back it with cardstock to make it sturdier. If you will be using the Game Signs optional activity, make a second shiny heart with this template or the template provided in the Optional Activity Handouts (OA-4B).
- To create the muddy paint, mix blank paint with dirt or dark shoe polish until it looks visibly muddy. Store in a disposable, airtight container. To save for future lessons, store the unused paint in the refrigerator to prevent it from molding. If you do not want to store extra paint, you can mix up a fresh batch of muddy paint each time you need it.

During Lesson 4, you use the muddy paint to completely paint over one of the Shiny Hearts. This creates the Darkened Heart visual.





# Jesus Takes Away the Sin of His Friends

## MAIN IDEAS

- All people are unrighteous sinners, except Jesus.
- God hates sin and is right to punish sin.
- Righteous Jesus willingly received the wrath of God on behalf of His sinful friends.

## SCRIPTURE

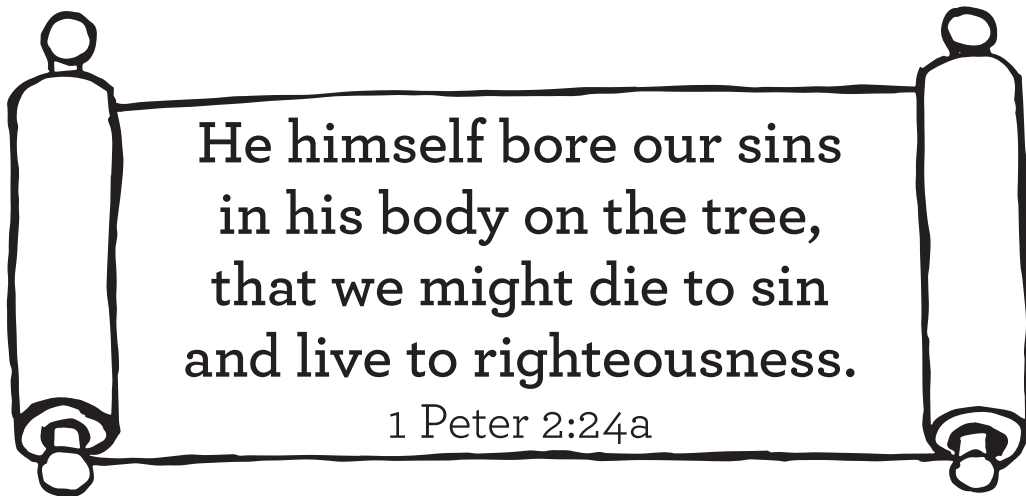
1) Luke 23:39-43  
5) 1 Peter 2:24a

2) John 1:29  
6) 1 Peter 3:18

3) John 8:31b

4) Hebrews 9:22b, 28a

## MEMORY VERSE




## ACTIVITY



Jesus' death on the cross is not just a story about how mean the crowds were, or how the soldiers made fun of Jesus and killed Him—the things that people could see with their eyes. It is the story of how Jesus did the greatest thing of all for sinners. Jesus willingly took all the sins of His people and was punished by God in their place. Sinners who trust in Jesus no longer need to be afraid of God's punishment for their sin. Are you trusting in Jesus?

**Instructions:** On Heart 1, glue a shiny heart. Color Heart 2 on the cross red. Darken Heart 3.

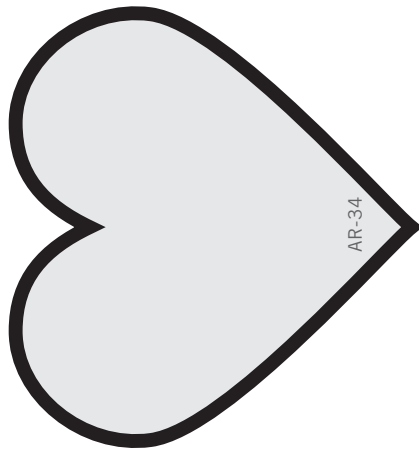
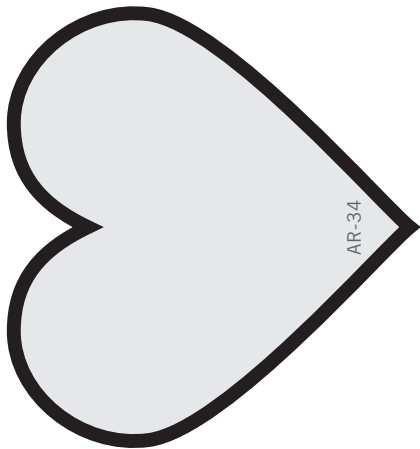
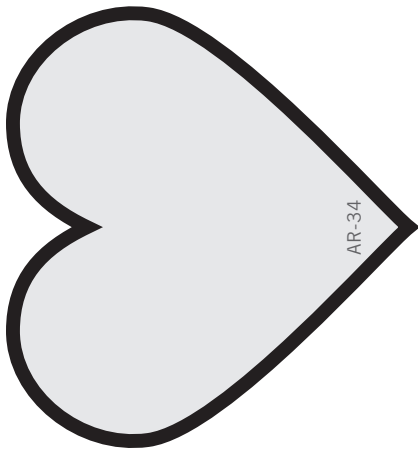
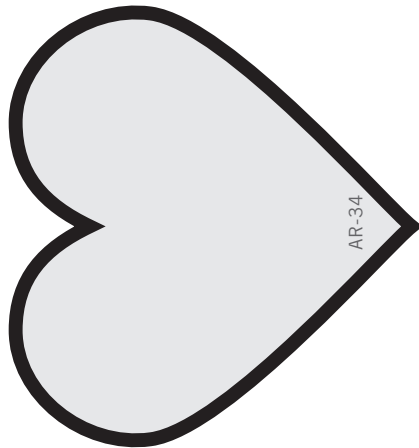
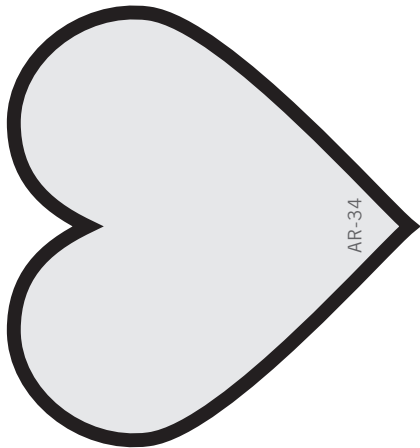
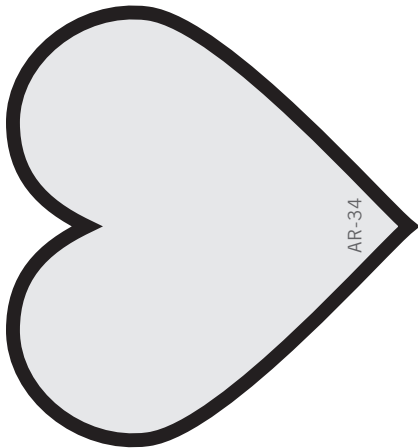
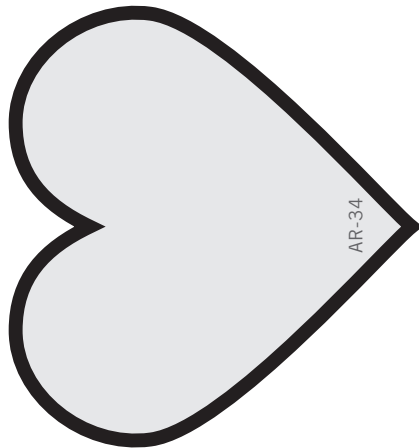
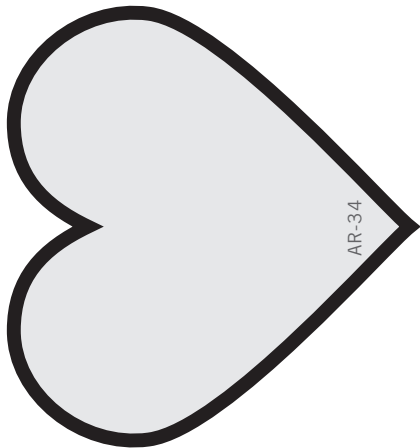
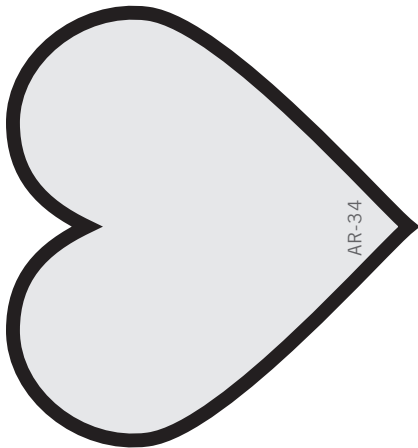
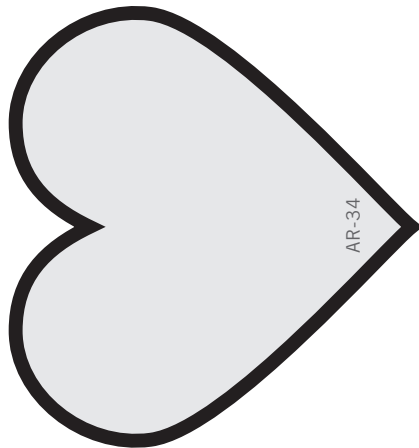
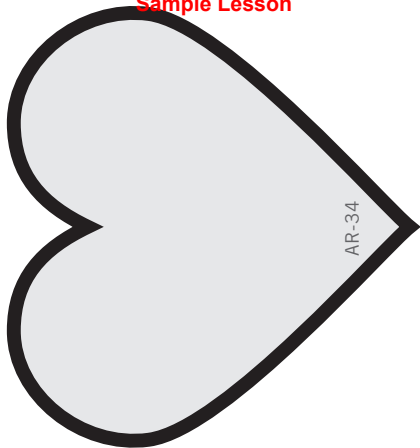
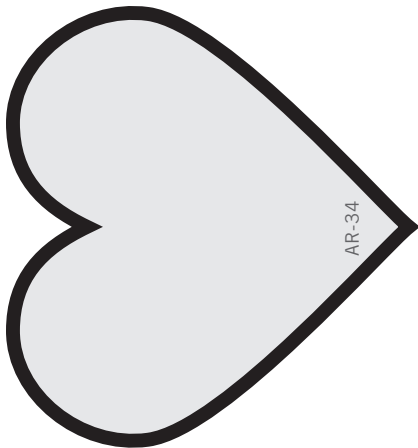
Jesus is  
Righteous



JESUS DIED  
FOR SINNERS




Sinners are  
Unrighteous



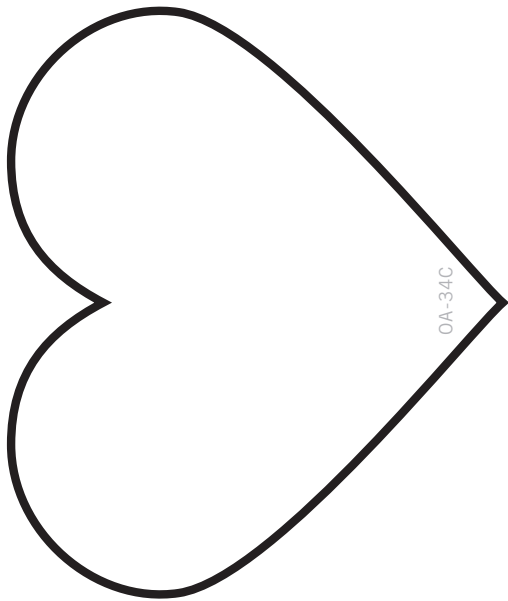
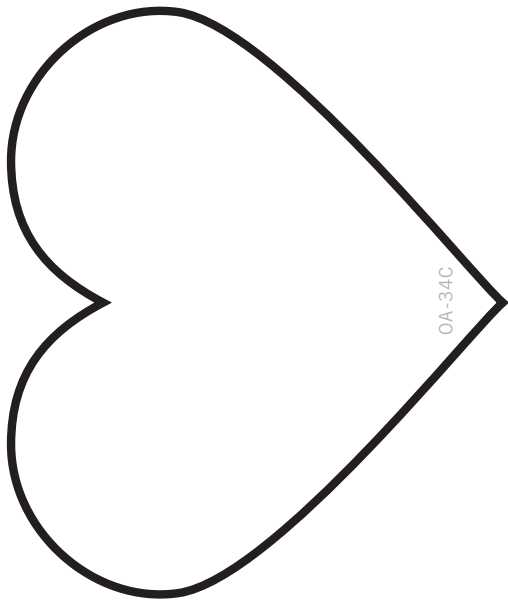
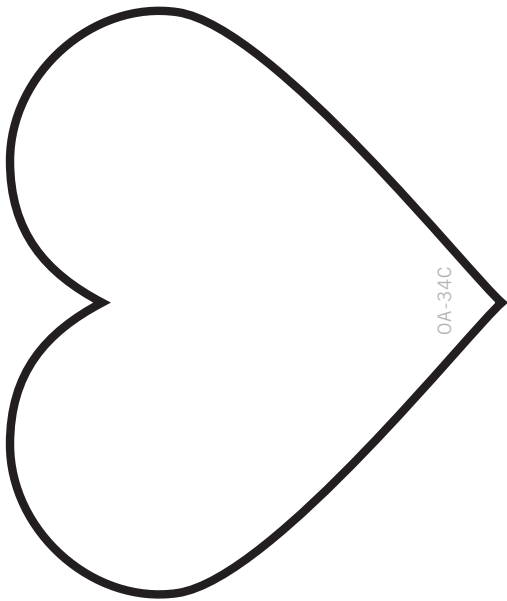
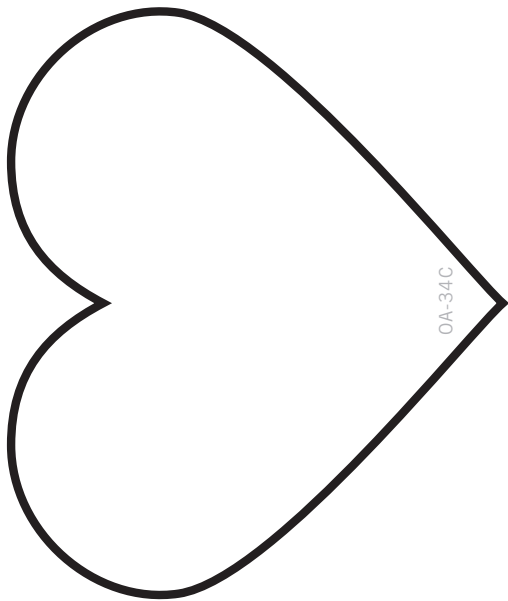
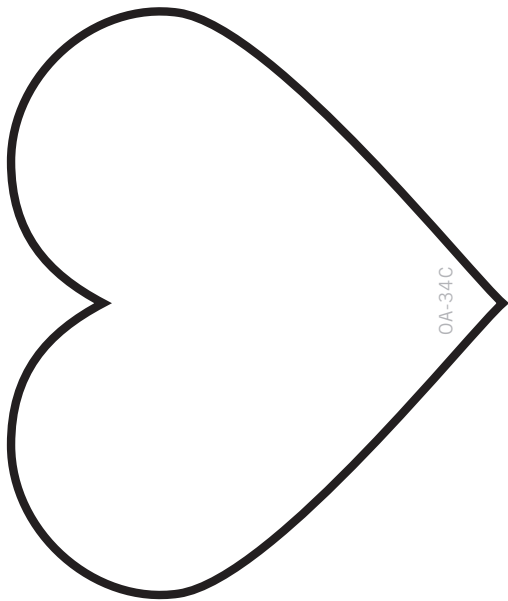
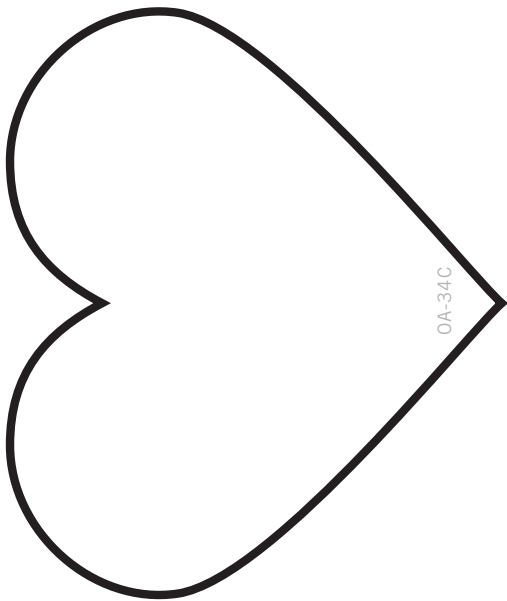
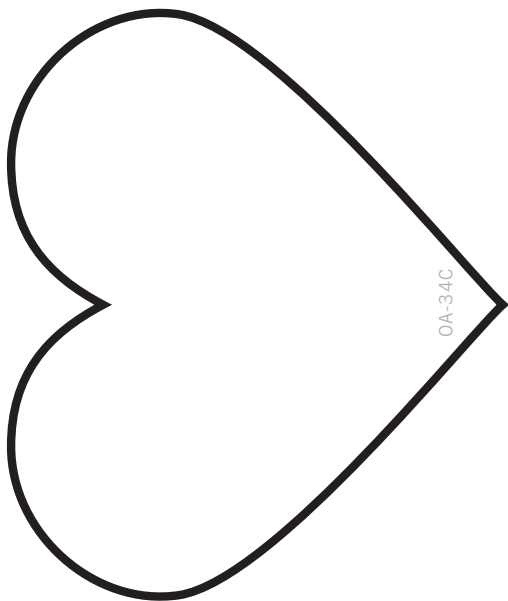
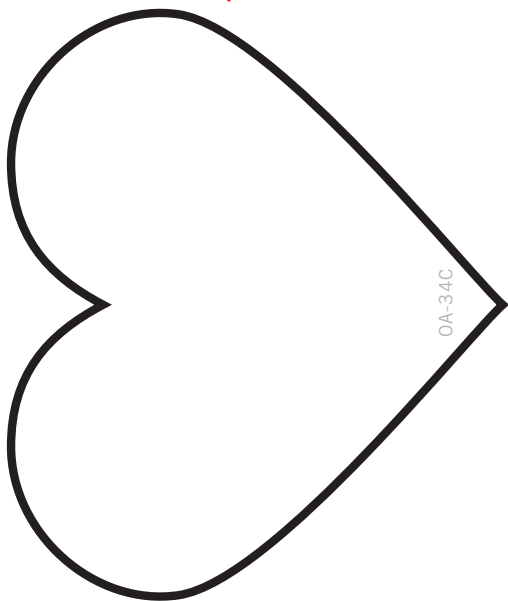
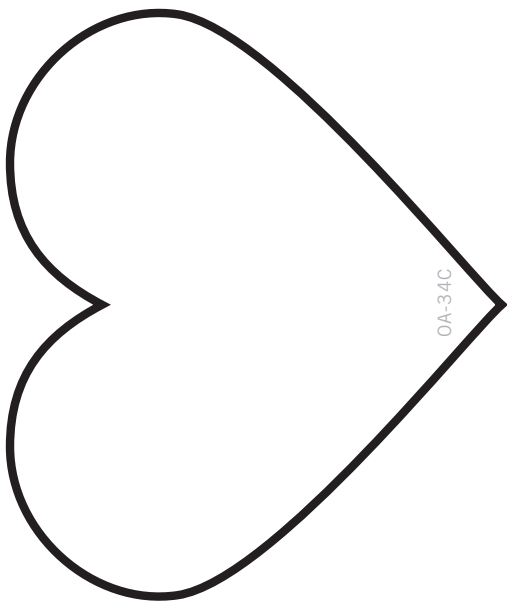
**He himself bore our sins in  
his body on the tree, that  
we might die to sin and  
live to righteousness.**

**1 Peter 2:24a**





Sample Lesson



# Jesus, What a Savior!


This year, we have studied God's great plan for redemption—the incomparable greatness and worth of God, the desperate condition of helpless sinners, and the all-sufficient work of Jesus Christ to redeem sinful people. These hearts are simple reminders of these great truths.

**A darkened heart reminds us that we are sinners.**

*For although they knew God, they did not honor him as God or give thanks to him, but they became futile in their thinking, and their foolish hearts were darkened.*

Romans 6:23a

Romans 1:21




**A shiny heart reminds us what our heart should be: sinless and righteous.**

*In the beginning was the Word, and the Word was with God, and the Word was God. And the Word became flesh and dwelt among us.*

Jesus is sinless and righteous.

John 1:1, 14a




**A red heart reminds us of Jesus' death on the cross for sinners.**

*He himself bore our sins in his body on the tree, that we might die to sin and live to righteousness.*

Jesus loves sinners and wants to be our Savior and Friend.

1 Peter 2:24a



# Jesus, What a Savior!


This year, we have studied God's great plan for redemption—the incomparable greatness and worth of God, the desperate condition of helpless sinners, and the all-sufficient work of Jesus Christ to redeem sinful people. These hearts are simple reminders of these great truths.

**A darkened heart reminds us that we are sinners.**

*For although they knew God, they did not honor him as God or give thanks to him, but they became futile in their thinking, and their foolish hearts were darkened.*

Romans 6:23a

Romans 1:21




**A shiny heart reminds us what our heart should be: sinless and righteous.**

*In the beginning was the Word, and the Word was with God, and the Word was God. And the Word became flesh and dwelt among us.*

Jesus is sinless and righteous.

John 1:1, 14a




**A red heart reminds us of Jesus' death on the cross for sinners.**

*He himself bore our sins in his body on the tree, that we might die to sin and live to righteousness.*

Jesus loves sinners and wants to be our Savior and Friend.

1 Peter 2:24a





# Jesus Takes Away the Sin of His Friends

## MAIN IDEAS

- **All people are unrighteous sinners, except Jesus.**
- **God hates sin and is right to punish sin.**
- **Righteous Jesus willingly received the wrath of God on behalf of His sinful friends.**

## MEMORY VERSE

*He himself bore our sins in his body on the tree, that we might die to sin and live to righteousness.*

—1 Peter 2:24a

## SCRIPTURE

- 1) Luke 23:39-43
- 2) John 1:29
- 3) John 8:31b
- 4) Hebrews 9:22b, 28a
- 5) 1 Peter 2:24a
- 6) 1 Peter 3:18



## LESSON SUMMARY

In last week's lesson, we related the story of the crucifixion of Jesus. From outward appearances, it didn't seem like Jesus had accomplished much on behalf of sinners. After all, His death did not bring the hoped-for deliverance from political enemies, nor remove the godless burden imposed by the religious leaders. However, unseen by any human eye, something extraordinary was happening.

In this lesson we focused on the justifying work of Jesus by first reviewing previous themes concerning God, man, sin, and judgment, and then connecting these to what Jesus accomplished on the cross. As Romans 3:25-26 explains, God would not compromise the value He places on His own righteousness. Sin must be punished if God is to be just. So God presented His own righteous Son as a perfect substitute and poured out on Him the punishment His sinful people deserved—saving His sinful people from the wrath they deserved. It is important that children understand what the death of Jesus on the cross truly means: Jesus' death bore our sin and ultimately the terrible wrath of God. This is how God stands as both Judge and Justifier.

## PRAYER POINTS

As you review this lesson with your child, pray that...

- *God would cause the hearts and minds of both you and your child to understand the work Christ accomplished on the cross.*
- *God would work in your child's heart to see the greatness of Christ and cling to Him alone for salvation.*



**AS YOU WALK BY THE WAY**

Remind your child that in Old Testament times God had commanded His people to kill and shed the blood of animals in order to cover sin. Read and discuss John 1:29: “...**Behold, the Lamb of God, who takes away the sin of the world!**”

- **How is taking away sin different from covering sin? Which is better?** See Hebrews 10:1-4 and Hebrews 9:26. Jesus is much more special than any animal. Only the blood of Jesus could take away sin.
- **What is your response to Jesus? Do you believe He is God and has come to take away sin? Is there anything that keeps you from trusting in Jesus? What is it? Who can help you trust in Jesus?**

Spend some time praying with your child that God would give you hearts to truly see and love God's gift of salvation in Jesus.

- Read 1 Peter 2:24a.

**What does it mean that Jesus “bore our sins”? What does it mean to “die to sin and live to righteousness”? Who is righteous? [Jesus.] Who should we want to live like? What is one thing you could do this week to “die to sin and live to righteousness”?**

**ACTION STEP**

Have your parents help you to read 1 Peter 2:24a. Go away to a quiet place in the house and spend some time thinking about the verse and what it means for you. Pray to Jesus, asking Him to make this verse true in your heart.

**He himself  
bore our sins  
in his body on  
the tree, that  
we might die to  
sin and live to  
righteousness.**

*1 Peter 2:24a*

