






15 Ways to Declare the Glorious Deeds of the Lord to the Next Generation

A simple guide for leading your family on Psalm 78 Day

1. Share with your children your testimony of coming to personal faith in the Lord. Emphasize what God did in your conversion experience.
2. Share ways you have seen or presently see God at work in your life, home, church, and community. Don't let His deeds go unnoticed but point out God's hand in seemingly coincidental circumstances. See God's hand at work in everyday life and intentionally point your children to Him.
3. Read Bible stories with your children and specifically point out God's work in these stories. (Read directly from the Bible or use a good Bible story resource such as *More Than a Story*.)
4. Read biographies or missionary stories with your children and talk about God's work in the person's life or ministry.
5. Teach Sunday school, a midweek class, Vacation Bible School, or Backyard Bible Clubs with your child in attendance. At home, rehearse the lesson and discuss God's involvement in the lives of His people and in the world.
6. Share missionary letters with your children to show God's global providence.
7. Take nature walks and observe God's glorious work in creation. Show the beauty, complexity, and creativity of God's design.
8. Read together some key Bible passages that recount the mighty acts of God (e.g., Psalm 19:1-6; Exodus 15:1-13; Job 37-39; Psalm 78; Psalm 105; Acts 7).
9. Learn some of the great hymns that point to the work of God (e.g., "Amazing Grace," "And Can It Be," "Before the Throne of God Above," "Christ the Lord is Risen Today," "For the Beauty of the Earth," "How Deep the Father's Love for Us").

Truth:78

- 
- 
- 
10. Read a Bible story and then have your children act it out, or have them retell it in their own words. Make sure they understand that the main character in the story is God.
 11. Make a mural of God's glorious deeds with your children, talking about each scene as you work on it. (This idea can be adapted in many ways: sidewalk chalk scenes, timeline, pennants, Christmas tree ornaments, gameboard, etc.)
 12. Make a booklet of your children's drawings of God's glorious acts in the Bible. (They could also include drawings of how they have seen Him work in post-biblical times.)
 13. Make a "God's Glorious Deeds" box. Provide slips of paper for your child to note a work of God either from the Bible, in more recent history, or in your family, church or community. Keep adding His deeds to your box and periodically review the slips of paper. (Or just focus on the glorious deeds God has done in your own family.)
 14. If you are musical, compose a song about God's glorious deeds and sing it as a family (or compose it together as a family).
 15. Create opportunities for your children to recount Bible stories or stories of God's acts in history to others (e.g., grandparents, neighborhood children, nursing home residents).
- 
- 

Psalm 78 Day

For more information and
additional resources visit:

Truth78.org/psalm78day