

Healing an Ankle Wound

PATIENT BACKGROUND

When MJP first visited our office, she had been suffering for 10-years with an unresolved, and a very painful, left medial ankle venous stasis ulcer. She shared with us that it was her dream to be able to dance at her daughter's upcoming wedding. She had spent the last 10-years enduring endless and unsuccessful treatments including STSG. Her ulcer had not only not healed, but it had also become larger and more severe. Because of her inability to walk properly, due to the painful ulcer, MJP developed a contracted Achilles tendon.

MJP's past medical history included varicose veins with venous stasis, hypertension and anemia.

TREATMENT

Based on the MicroGen culture results, the first two weeks of care involved the use of a specifically compounded antimicrobial cream. This was followed with a

treatment plan utilizing the McCord Burn and Wound Care Products. MJP's treatment now involved just the use of the combined AgFresh® and BioRelease® Burn and Wound Care dressing. The patient was asked to cleanse with BioRelease® Foaming Cleanser and change of the combined AgFresh and BioRelease Burn and Wound Care dressing every other day at home. She followed up in our office once a week for debridement and a dressing change. After 3-weeks the patient had healed sufficiently to change to using the BioRelease® alone. Importantly, her severe pain had subsided, and she was almost pain-free. The at-home regime of every other day cleansing and dressing change remained the same. The only difference was the use of BioRelease® Wound Dressing exclusively.

OUTCOME

In just 12-weeks of treatment MJP has significantly improved and almost healed the ulcer.

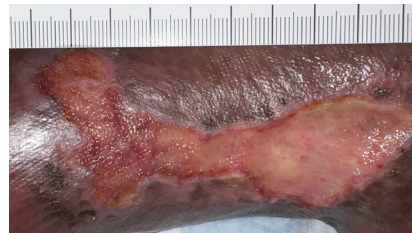
6/07/23



6/12/23



6/26/23



7/10/23



8/01/23



8/15/23



8/29/23

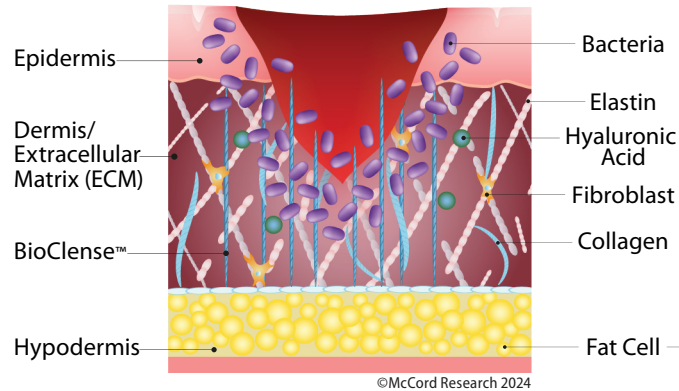


PRODUCT INFORMATION

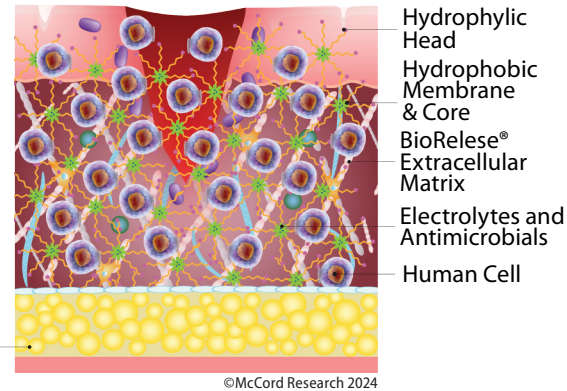
PART NUMBER	NAME	SIZE	DESCRIPTION	CASE UPC	CARTON UPC	CARTON QTY	CASE QTY
MCR71359	AgFresh®	30mL	Silver Wound and Burn Dressing	754684518572	614409567967	5 EA	5 CARTON
MCR71360	BioRelease®	1.7oz	Wound and Burn Dressing	754684518565	614409567882	1 EA	24 CARTON
MCR71361	BioRelease® Foamer	5oz	Sprayable Wound and Burn Dressing	754684518558	754684518541	1 EA	12 CARTON

McCord Wound Treatment Protocol

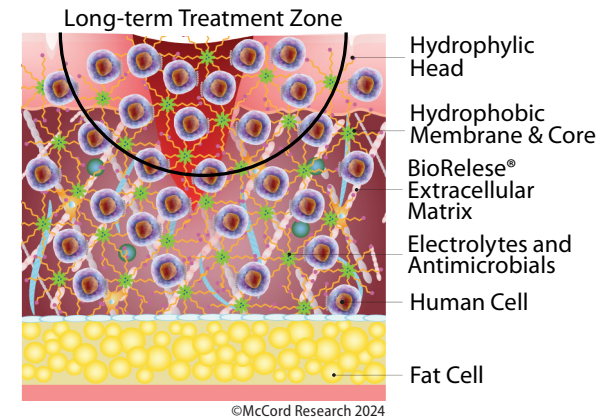
Wounded ECM



Synthetic ECM



Closed Wound



Wounds With Bioburden

1. Follow instructions for BioRelese® Foaming Cleanser.
2. Apply a thin coat (a nickel in thickness) of BioRelese® Hydrogel.
3. Cut the corner of the AgFresh® packet and squeeze a bead of the product down the center of the wound.
4. Cut the corner of the BioRelese® packet and squeeze a bead of the product over the AgFresh® Hydrogel.
5. Spread the two products evenly over the wound to fill. The AgFresh® will incorporate into the entire area by itself.
6. Cover with secondary dressing as indicated.

Wounds Without Bioburden

1. Debride wound as indicated.
2. Apply BioRelese® Foaming Cleanser into wound bed liberally and allow to soak in...in preparation for BioRelese® Hydrogel.
3. Cool BioRelese® Hydrogel. in a cup of ice water until it is water thin (about 65° F). BioRelese® Hydrogel will form a thick hydrogel with body contact. This will allow filling in of all crevices before gelling.
4. Squeeze bottle to release product into wound making sure to fill any tunnels.
5. Fill the entire wound bed with product. Spread, if required, to get uniform coverage.
6. Cover with secondary bandage as indicated.

BioRelese® Foaming Cleanser

1. Debride wound as indicated.
2. Spray BioRelese® Foaming Cleanser liberally into wound bed, and 2-3 inches on to wound margin, and allow to soak in. Dab excess product.
3. BioRelese® Foaming Cleanser is a no-rinse formula – The product is designed to remove debris below the wound bed in preparation for BioRelese®.
4. BioRelese® Foaming Cleanser is an antimicrobial product that effectively kills hard to reach pathogens found just below and at the wound's surface.