








Components 23 Piece

RIGID POLES		QTY
70cm	-	10
58cm	-	
52.5cm	-	
34cm	5	5
17.5cm	-	
10cm	-	
FLEXIBLE POLES		
110cm	-	-
55cm	-	-
CONNECTORS		
 6 Way	-	-
 5 Way	-	-
 Parallel	2	-
 3 Way	-	-
 Straight	10	-
 Clamp	-	-
 Clips	50	-

# 5 Pointed Star

The 5 Pointed Star stands 150cm high and is a classic Christmas design. It takes about 30 minutes to make with lights. It can be a stand alone item. Attached to a wall or fence or add a couple of clamped support poles and stand it on the floor. If you have a pitched gable it is a design looks amazing if fitted to the centre of the gable.

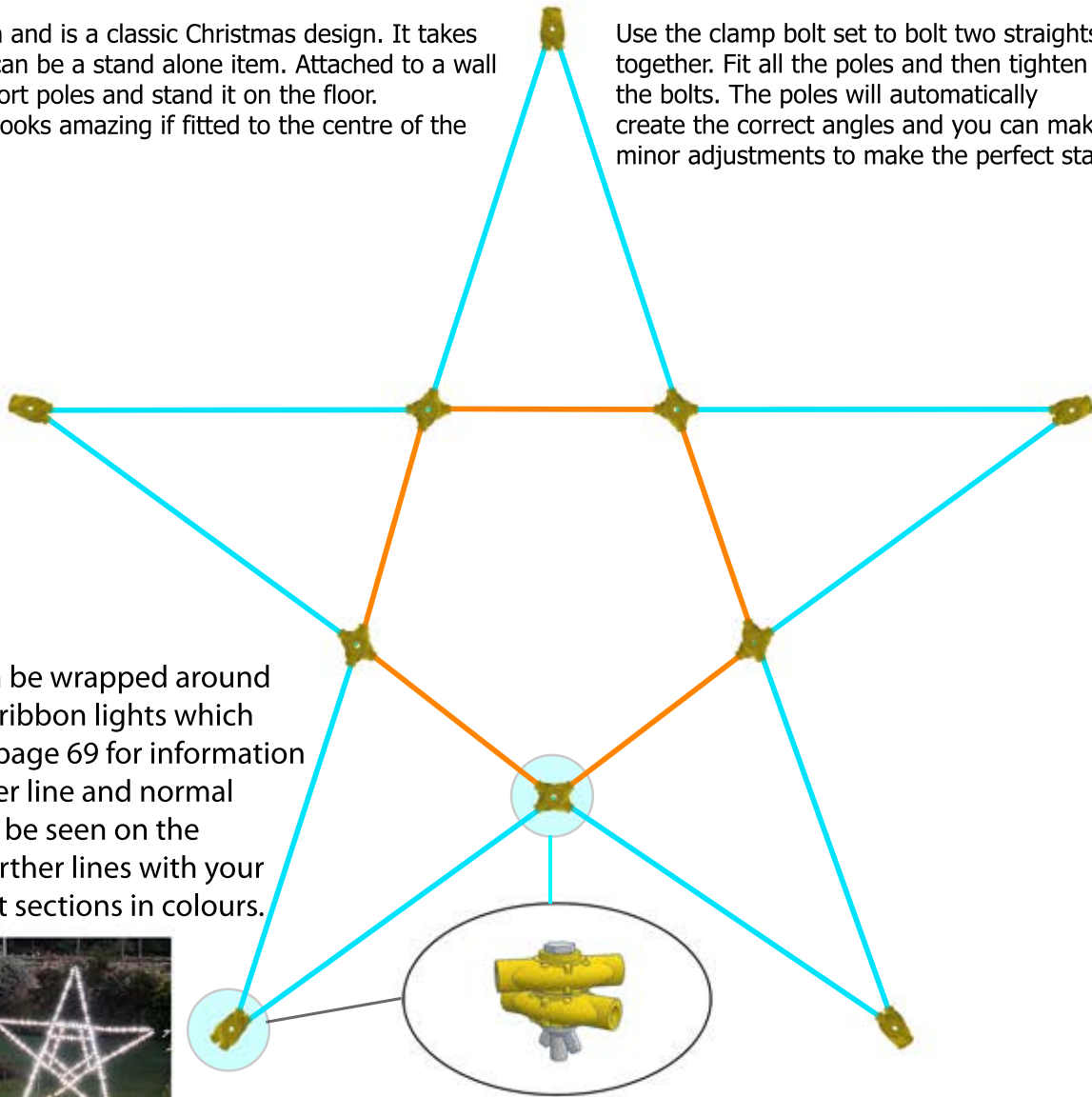


If using normal string lights they can be wrapped around the poles. The images show line out ribbon lights which are better clipped to the poles. (see page 69 for information on lights). Ribbon lights give a sharper line and normal string lights give a softer look as can be seen on the mini arches (page 64) You can add further lines with your lights as seen in the images or fill out sections in colours.



Shown in conjunction with the Christmas Star and the Heart Border.

Use the clamp bolt set to bolt two straights together. Fit all the poles and then tighten the bolts. The poles will automatically create the correct angles and you can make minor adjustments to make the perfect star.



Patent Office Registered Design 6390495