

148.00 mm

210.00 mm

# whipSMART

## RECHARGEABLE REMOTE CONTROL VIBRATING SILICONE DILDOS

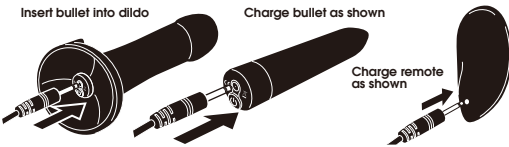
### BEFORE USE

#### IMPORTANT SAFETY INSTRUCTIONS:


All safety and operating instructions should be carefully read before use.

**CAUTION:** To reduce the risk of electric shock, do not remove cover or open the device. There are no serviceable parts inside.

### CHARGING



1. Connect the charging plug to the charging port of the bullet and remote.



2. Flashing light on the product indicates that the device is charging.
3. Solid light indicates the device is fully charged.
4. The vibrator and remote require approximately 2 hours to charge fully.

### b. Using in remote mode

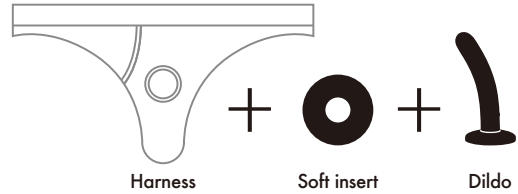
1. Hold the button on the bullet for 3 seconds to turn the bullet on. The button will flash to indicate the bullet is in standby mode.
2. Press the button on the remote to start the vibration function. Continue to press the button on the remote to advance to the next mode.



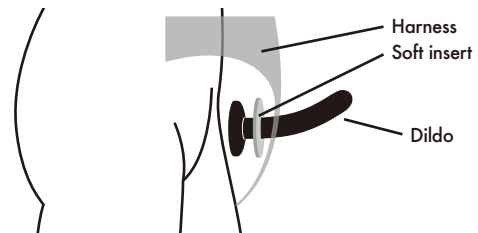
HOLD THE REMOTE CONTROL BUTTON FOR 3 SECONDS RETURNS THE BULLET TO STANDBY MODE

4. Hold the remote control button for 3 seconds to change from vibration mode to standby mode.
5. Press button on the remote control: There are a total of 10 modes + standby (no vibration). Each press, the bullet would loop the 10 modes. Holding the remote for 2 seconds you can jump to standby mode at any time (no vibration).
6. Press and hold the button on the bullet 3 seconds until the LED light turns off to turn off the bullet.

### HOW TO USE WITH OUR WHIPSMART OR SIMILAR HARNESS



For maximum support and comfort, use our soft foam insert with your harness for a snug and secure fit.




### GETTING STARTED

1. Charge your bullet and remote for approximately 2 hours. The USB charging cable can be plugged into any USB port or USB/AC adapter (not included). Both the bullet and remote use the same USB cable to charge.
2. Clean your dildo before and after use. Wipe the main body clean with warm water and soap, or with a non-alcohol based toy cleaner. Wipe dry with a soft towel.
3. It is recommended to lube your device (if needed) with water based personal lubricant before use for a more pleasurable experience.

### HOW TO OPERATE YOUR VIBRATING DILDO

#### a. Using in manual mode

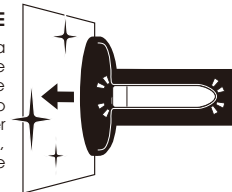
1. Make sure the bullet is installed tightly and securely into the channel at the base of the dildo.



2. Hold the button for 3 seconds to turn the bullet on. The button will flash to indicate the bullet is in standby mode.
3. Press the button again to start vibration. Continue to press the button to advance to the next mode. There are a total of 10 modes + standby (no vibration).
4. Hold the button for 3 seconds to turn the bullet off.

### SUCTION CUP / HANDS FREE USE

Before applying the suction cup to a smooth clean surface, make sure the bullet is pushed to the end of the channel at the bottom of the dildo to ensure sufficient suction and a proper seal. For quick and easy removal, utilize the pull tab on the side of the dildo to break the suction seal.




FRONT

148.00 mm

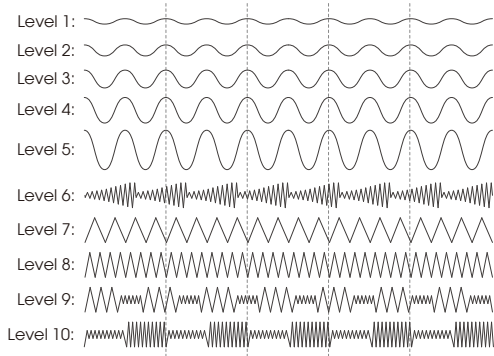
210.00 mm

**SOLO USE OF BULLET & REMOTE**

Remove the bullet from the dildo and use it as a discrete vibrator with or without the rechargeable remote.



**Vibration modes:**



**WARNING**

For adult use only. For external use only. Remove all neckties, necklaces and jewelry before using this massager.

Do not immerse product in water. If you spill liquid on it, dry it immediately with a soft, lint-free cloth.

**IMPORTANT:**

Any individual who may be pregnant, has a pacemaker, suffers from diabetes, phlebitis, and /or thrombosis, is at an increase risk of developing blood clots, or who has pins/screws/artificial joints or other medical devices implanted in his/her body should consult with a physician before using a massaging device designed for home use.

**CARE AND MAINTENANCE:**

Clean the massager with a soft, damp cloth. DO NOT fully submerge or clean with an alcohol or chemical based cleaner.

**SPECIFICATIONS:**

- Bullet: 3.7V/180mah USB2.0, Remote: L3.7V/180mah USB2.0
- Bullet battery Life: Up to 35mins, remote battery Life: Up to 10hours.
- use depending on speed and massage platform choosen.
- Waterproof: IPX7, item is not intended for extended or excessive submersion. After use in the bath or shower, make sure to completely and thoroughly dry before storage.

**DISCLAIMER:**

whipsmart SHALL NOT BE LIABLE FOR INCIDENTAL OR CONSEQUENTIAL DAMAGES RESULTING FROM THE MISUSE OF THIS PRODUCT.

FCC ID: 2AG2K3

**UK Responsible Person:**

ArangaRanga UK LTD, 20-22 Wenlock Road, London, N17 GU, UK. Phone: +44 2037692960, E-Mail: UKresponsibleperson@arangeranga.com

**EU Responsible Person:**

ArangaRanga SL, Paseo de la Castellana 194, Madrid, 28046, Spain. Phone: +34 910054258, E-Mail: EUresponsibleperson@arangeranga.com XGEN Products™ Horsham, PA 19044All Rights Reserved

