

# P2

## 3D Intraoral Scanner

• RELIABLE MATERIALS EXPERT •

### | Features of Products

- AI Technology, much smarter, Improve a lot of scanning experience.
- 3 Different tips Meet more demands of different applications.
- Much smaller, very easy to operate.
- Clear margin line, full HD color, high accuracy.
- Fast scanning speed, easy to learn and use.
- Powder-free and true color scan.



### | Device Parameters

Scanning Technology	Video Type
Full Jaw Scanning Time	<2 min
Overall Size(L×W×H)	216×40×36 mm
Weight	246 g
Tips	3 Types, Autoclavable
Tip Size(L×W×H)	83.4×19.6×14.6 mm
Field of View	17×15 mm
Depth of Field	15 mm
Data Format	STL, PLY, PTY
Inter face	USB 3.0

### | Specifications

	<p><b>Efficient Treatment Experience</b>                  Reproduce the real state of teech                  Accurate anaomical features                  3D HD color, visualize communications                  Easy and excited treatment experience</p>		<p><b>Accurate Shoulder Margin</b>                  Clear margin lines, easy to identify                  Simplify CAD design                  Real-time and accurate display                  Improve the success rate of a visit</p>
	<p><b>Convenient Preparation Check</b>                  Shade detect, for better preparation                  Clear occlusion registration check                  Convenient tools for clinics and labs                  Adjust and correct production in time</p>		<p><b>Revolutionary Improvement</b>                  Scanning speed improve 50%                  Handpiece weight decrease 50%                  Data accuracy improve 30%                  Height of tips decrease 14%</p>

### | Applications

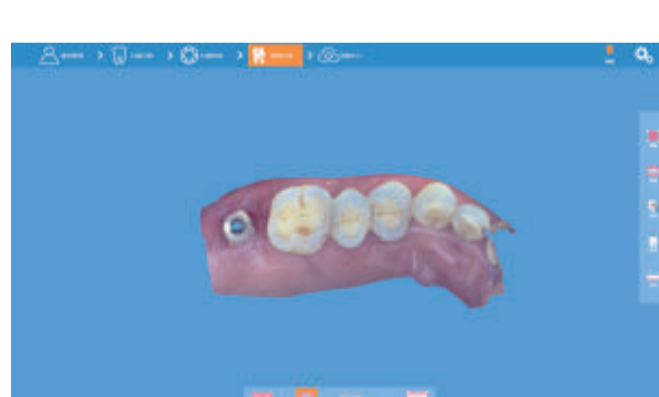
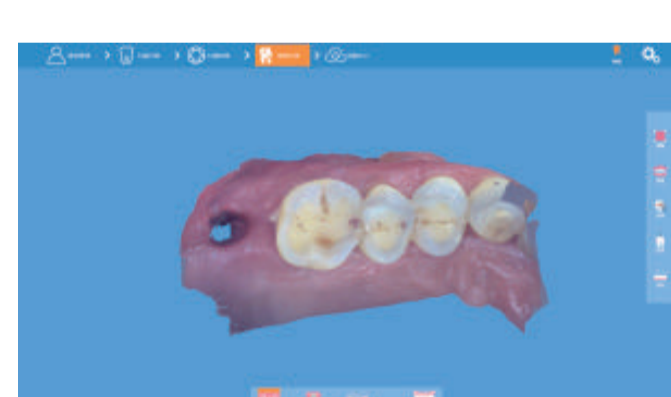
#### Restoration

Accurate and clear shoulder margin brings the efficient design, HD color images help the dentists to distinguish the gingival and teeth effectively. One visit, Immediate restoration!



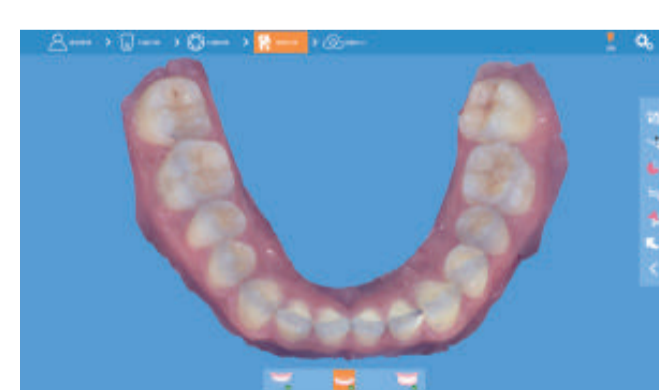
#### Implant

Fast scan with wide field of view, easy to capture 3mm data of cuff, accurate scan of metal path pin, no need to do repeat impression and improve patients' treatment experience.



#### Orthodontics

High accuracy of the full dentition, restore the real state of full arch  
 Fast get of orthodontic treatment, save time for more patients



### YOUR RIGHT-HAND ASSISTANTS!

