



**CATCHER
LABS.**



Pantry Pro Moth Traps Enhanced Formula

Description

Pantry Pro Moth box comes in pack of 6 traps, easy to use and set up. Our Pantry Pro Moth Traps aim to bring an end to reproduction of the most common moths such as Indian meal, flower, almond and tobacco moth. Our traps are made of biodegradable materials with enhanced nontoxic pheromone formula.

Pantry Moth Types


Indian Meal Moth: Indian meal moth is the most common kind of pantry moth. When one refers to pantry moth, it is usually an Indian meal moth. Their size is between 0.31-0.40 inches long. They are easier to spot due to their unique coat with two-shaded colors.

Flour Moth: These buggers love flour and other pantry staples such as cereals and grains. Their color is shade of grey. They are the second most common pantry moth. Their size is between 0.35-0.48 inches long.


Almond Moth: Regarded as the aggressive and nasty one. They are not only known to eat almonds and grains but they eat each other as well. Their size is between 0.48-0.60 inches long.

Tobacco Moth: Tobacco moths are also sometimes called chocolate moths because of their color. They love to eat tobacco, nuts, dried fruits and grains. Their size is between 0.35-0.60 inches long.

1. Peel off the protective film



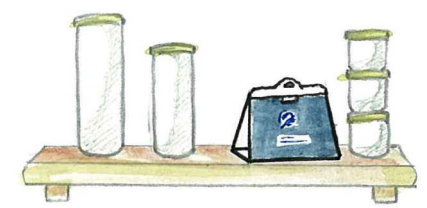
2. Fold along creases



3. Fasten the trap



4. Place the trap



When to use

Jan	Feb	Mar	Apr	May	Jun	Jul	Aug	Sep	Oct	Nov	Dec





DELTA MATRIX

How to use : A single trap by itself may not be as effective. Therefore, we have developed the ultimate method called a “Delta Matrix” to get the most efficient outcome from our traps. 3 traps placed in a triangular formation will accelerate the process and efficiency of our traps. Traps can be replaced after 3 months or when fully occupied.



Non-Toxic – Pantry Pro Trap does not contain any toxic chemicals. Pesticide-free adhesive trap that is safe for use indoors and ultimate solution for pantry pests.



Bio-degradable – Our traps are environmentally friendly and made out of bio-degradable materials.



Odorless – Our traps do not have any odor or smell and can be used pleasantly in any room.





CAUTION

- Keep out of the reach of children.
- Our traps are safe for pets. However, some pets are curious and would check our awesome traps out. It is recommended to place traps out of their reach to avoid getting their paws or noses sticky by the glue. If you own a cat, it is better to place traps higher, as they like to jump on unknown objects. If you own a dog, you can have the freedom to place traps at a lower height. If you own a tiger or a monkey, good luck.
- If somehow not your pets but you manage to get in contact with the glue, do not worry, gently wash your hands with vegetable oil and soap. The glue is harmless and non-toxic.

NOTICE

If used not in accordance with directions stated on product description, buyer assumes all responsibility for safety and use to the extent consistent with applicable law.





FAQ

1. How do I know if I have a pantry or clothing moth infestation?

It is quite simple to identify between pantry or clothing moths. Pantry moths are mostly found in the kitchen or in rooms close to your kitchen that may also have dry goods storage.

Pantry moths come into the house through dry foods that are already infested with adult moths or their larvae. Larvae feed on dry foods including grains, dried fruits, cereals, nuts, processed food and groceries.

Clothing moths usually infest your clothes and fabrics that mostly have animal fibers. Naturally, clothing moths are found in dark areas of your wardrobes or closet. They are known to be good crawlers and jumpers rather than flying. They feed on wool, silk, feathers, leather and fur.

3. How long do traps last?

If opened, our traps last up to 3 months or until they are fully occupied. If unopened, our traps can last up to 3 years from the date of manufacture which can be found outside on the sealed aluminium package of the trap itself.

5. What to do before placing traps?

For pantry moths, it is really not necessary to take any precautions before placing traps. However, it is recommended to clean the environment and locate the most infested spot.

2. I have placed the traps but seem to be not catching any moths?

Make sure that you have followed the how-to instructions accurately. Protective layer must be removed from the glue.

Our Delta matrix solution has been tested and proven to be the ultimate catching mechanism. However, to make sure, it is recommended to change the place of traps time to time. And if one trap in the delta matrix catches more, it is recommended to bring other two traps closer to that one. If you do not have enough traps to form a delta matrix, then you can try to place in different formations with a minimum of two traps. If you have only one trap left, it is recommended to try multiple places until the sweet spot is found.

4. Pantry moths coming back?

Pantry moths mostly sneak into your kitchen from dry goods bought at the store. Especially, they come through oats, grains, nuts, seeds, pet food, flour, cat litter and other grains. Placed traps will attract moths and prevent their reproduction. Traps will help you control moth infestation before it becomes a bigger problem. However, there are other steps that one can take to prevent major infestation in the long-term. If you identify infested dry goods, before using them in your household, you should A) Freeze any infested goods for 48-72 hours. This process will kill the moth eggs and larvae. B) You may also choose to store your dry goods in airtight containers or vacuumed food grade bags. C) While going through these processes, make sure to have our traps placed.

6. Do Catcher Labs. have guarantee on products and return policy?

Yes. Catcher Labs. is customer oriented. If you are unsatisfied with our products, or happen to get a broken/deformed product, you can contact us for a replacement or full refund.





CATCHER LABS.