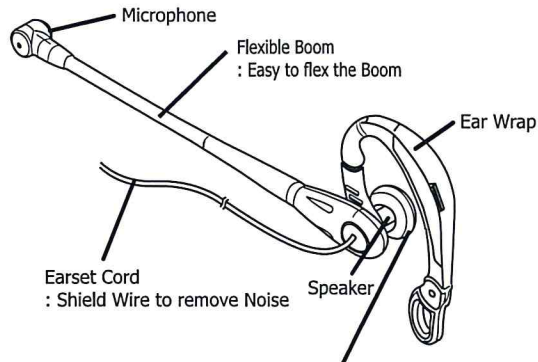
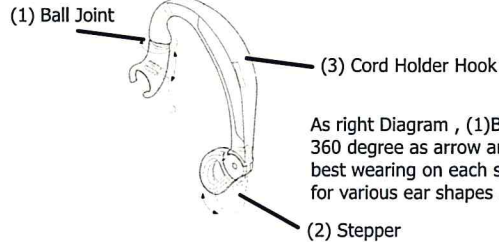


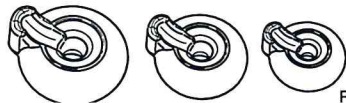
User Guide Discover D713U



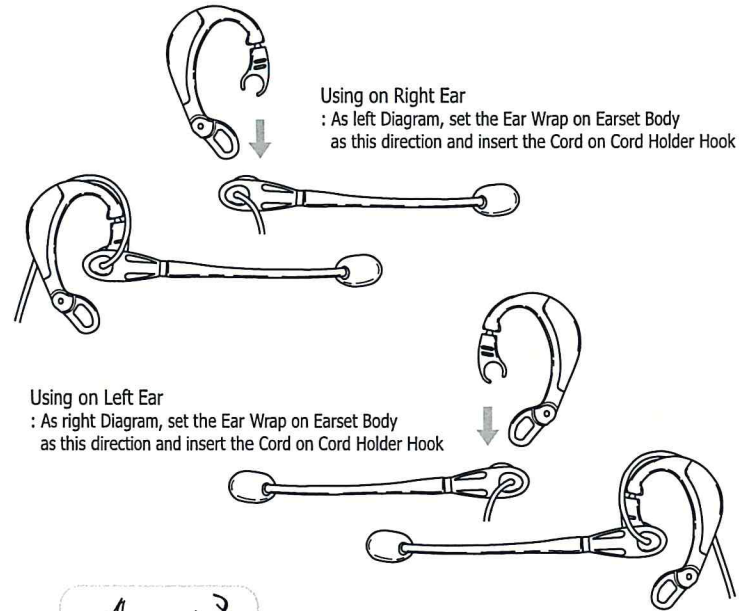
Silicon Ear Tips(3 sizes : L/M/S)
: help to comfortable wearing on ear inside
without foreign body sensation



As right Diagram , (1)Ball Joint full rotated
360 degree as arrow and (2) Stepper supports
best wearing on each step
for various ear shapes and sizes



Ear Tins are available in 3 different sizes

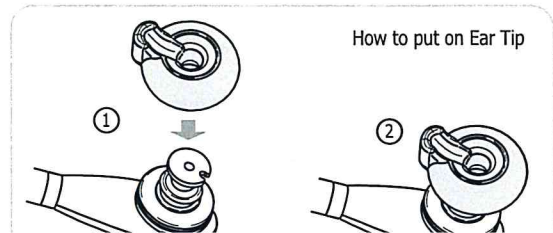


Using on Right Ear
: As left Diagram, set the Ear Wrap on Earset Body
as this direction and insert the Cord on Cord Holder Hook

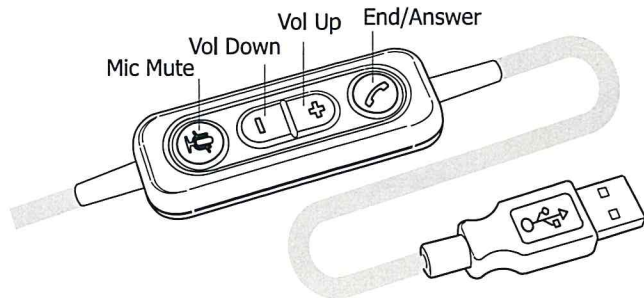
Using on Left Ear
: As right Diagram, set the Ear Wrap on Earset Body
as this direction and insert the Cord on Cord Holder Hook



Clip the clothing clip onto your clothes
then it will take the weight of earset cord away
and no tangles with cord.



How to put on Ear Tip



Help with Setup

1. Plug the Discover D713U with a headset in your PC USB port.
2. Discover D713U is plug & play device.
3. You can use the Discover D713U right now.

ex) at Windows 7

Go to start->Control Panel->Sounds->Playback Devices Tab.
Choose the "Discover D713U".
Click the down arrow next to "Set default"
and select "Default Communication Device", and then click "OK".
Click on the "Recording" Tab.
Choose the "Discover D713U".
Click on "Set default".
Restart the media application or VoIP phone.

Features

End/Answer : Call End/Call Answer

A headset is ringing when the call comes in.
At this time, if you press it, the call is connected
and the green light is on.
Pressing the button during the call will disconnect the call
and turn off the green.

Vol Up : Volume Up

When you press it, the sound of your headset grows bigger.

Vol Down : Volume Down

When you press it, the sound of your headset is getting smaller.

Mic Mute : Mic Mute

When you press it, your mic is mute and the red light is on.
Then, you press it again, your mic is active and red light is off.

Description

1. USB2.0/Windows
2. Speaker range 20Hz ~ 20KHz
3. Noise Canceling Microphone and sensitivity -47dB
4. You can use your softphones or VoIP phones.
Specially, the "End/Answer" of Discover D713U is worked
in MS Lync/Skype for Business.