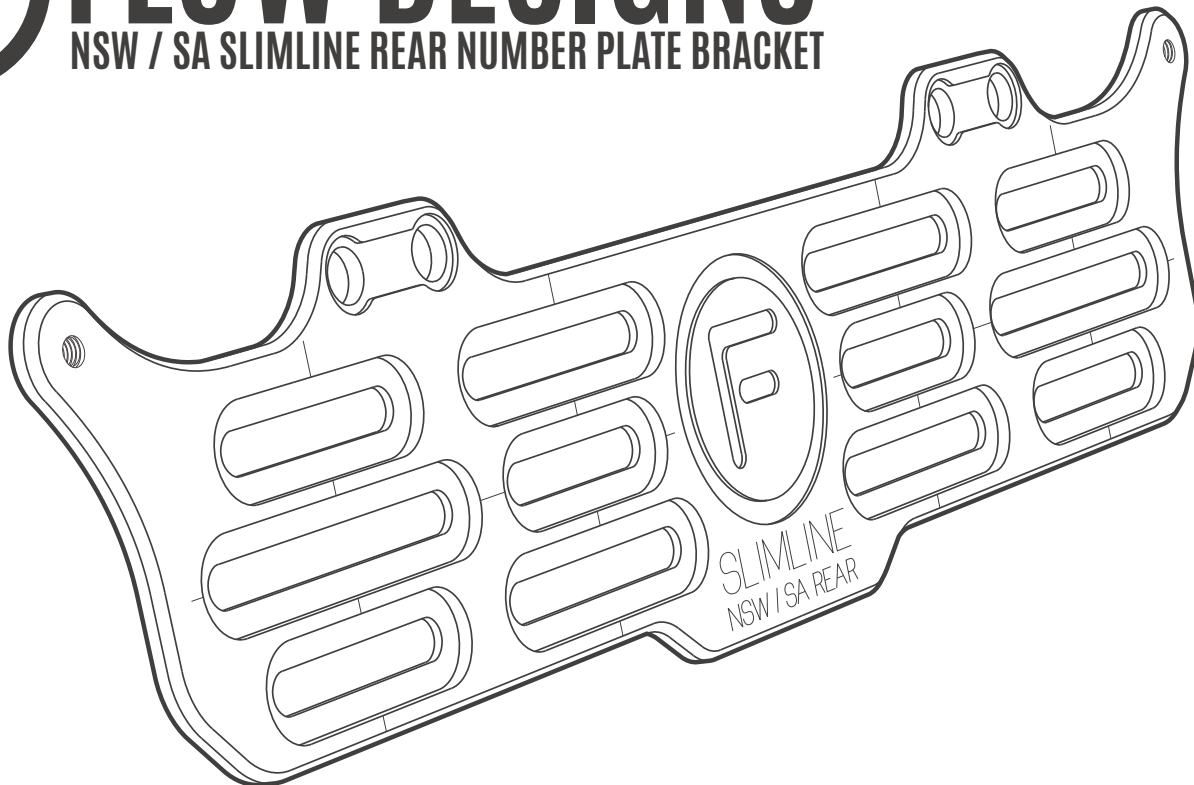




FLOW DESIGNS

NSW / SA SLIMLINE REAR NUMBER PLATE BRACKET

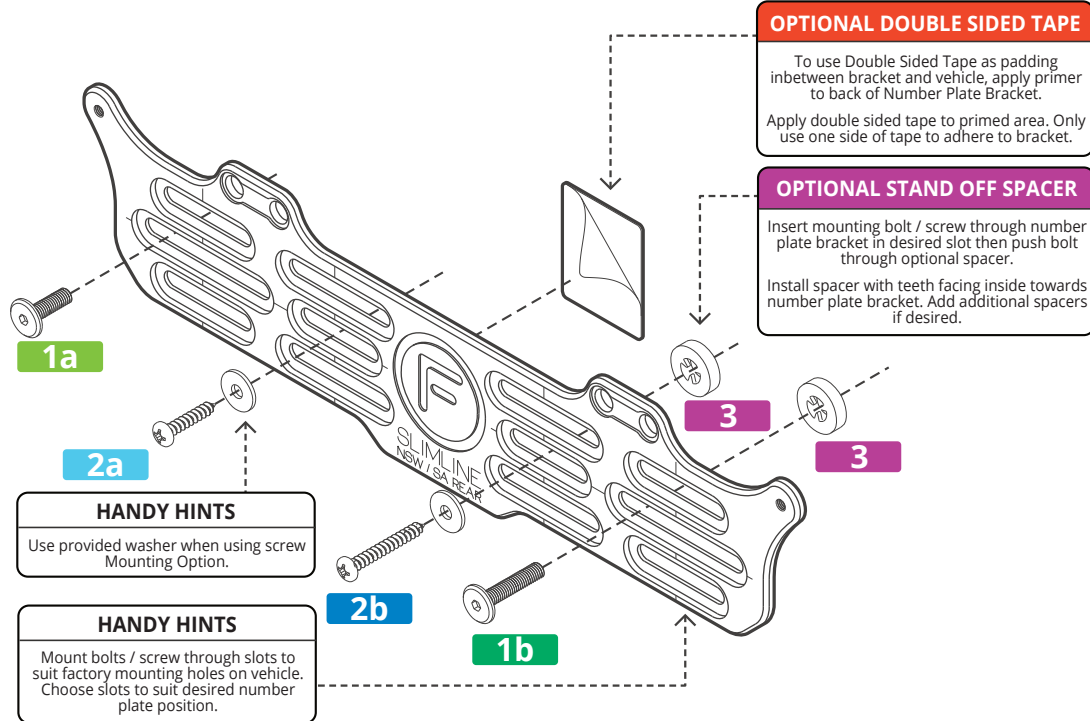


INSTALLATION DIAGRAM - STEP 1

MOUNTING SLIMLINE NUMBER PLATE BRACKET TO VEHICLE

INSTALLATION GUIDE

- Remove existing number plate from vehicle.
- Choose Bracket Mounting Option to suit vehicle.
 - Option 1** (M6 Connector Bolts)
 - Option 2** (10g Screws)
- Select correct length bolt / screw (**a** or **b**) to suit Mounting Option. Use shorter bolts / screws if spacers are not used.
- Insert bolt / screw through number plate bracket and optional spacer then push bolt / screw through mounting holes on vehicle.
- Tighten Mounting bolts / screws to secure number plate bracket to vehicle.



OPTIONAL DOUBLE SIDED TAPE

To use Double Sided Tape as padding inbetween bracket and vehicle, apply primer to back of Number Plate Bracket. Apply double sided tape to primed area. Only use one side of tape to adhere to bracket.

OPTIONAL STAND OFF SPACER

Insert mounting bolt / screw through number plate bracket in desired slot then push bolt through optional spacer. Install spacer with teeth facing inside towards number plate bracket. Add additional spacers if desired.


HANDY HINTS


Use provided washer when using screw Mounting Option.

HANDY HINTS

Mount bolts / screw through slots to suit factory mounting holes on vehicle. Choose slots to suit desired number plate position.


BRACKET FITTING KIT

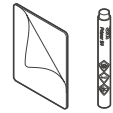
| OPTION 1a | |
|---|--|
|  | CONNECTOR BOLT BLACK STAINLESS M6 X 20MM X 2 |

| OPTION 1b | |
|---|--|
|  | CONNECTOR BOLT BLACK STAINLESS M6 X 30MM X 2 |

| OPTION 2a | |
|--|---|
|  | 10G X 25MM SELF-TAPPING SCREW + 16mm WASHER X 2 |

| OPTION 2b | |
|--|---|
|  | 10G X 38MM SELF-TAPPING SCREW + 16mm WASHER X 2 |

| 3 | |
|---|-----------------------------------|
|  | STAND OFF SPACER X 4 |

| DOUBLE SIDED TAPE | |
|--|--|
|  | 3M DOUBLE SIDED TAPE X 4 + PRIMER X 1 |

INSTALLATION DIAGRAM - STEP 2

MOUNTING NUMBER PLATE TO SLIMLINE NUMBER PLATE BRACKET

INSTALLATION GUIDE

- Choose Plate Mounting Option:
 - **Option 1** (6mm Dress Bolt)
 - **Option 2** (6mm Countersunk)
 - **Option 3** (8mm Dress Bolt)
 - **Option 4** (M4 Rubber Nut)
 - **Option 5** (Kingpin Bolt)
- Insert bolt through Slimline number plate, then align and mount to number plate bracket.
- Tighten Plate Mounting bolts to secure number plate to bracket.

OPTION 1 & 2

6mm Bolts to be used on Slimline Metal number plates.

OPTION 3

8mm Bolts to be used on Slimline Polycarbonate/Acrylic number plates.

OPTION 4

If Rubber Nut option is used, Stand off Spacers are required. Insert Rubber Nut into hole before mounting number plate to bracket.

OPTION 5 - KINGPIN COVER

5

OPTION 1 & 2

6mm Bolts to be used on Slimline Metal number plates.

OPTION 3

8mm Bolts to be used on Slimline Polycarbonate/Acrylic number plates.

OPTION 4

If Rubber Nut option is used, Stand off Spacers are required. Insert Rubber Nut into hole before mounting number plate to bracket.

OPTION 5 - KINGPIN COVER

5

OPTIONAL DOUBLE SIDED TAPE

To use Double Sided Tape to mount to bracket, apply primer to back of number plate and face of number plate bracket.

Apply double sided tape to primed area before peeling tape backing.

OPTION 1



DRESS BOLT
BLACK STAINLESS
M5 X 6MM
X 2

OPTION 2



COUNTERSUNK
BLACK STAINLESS
M5 X 6MM
X 2

OPTION 3



POLYCARBONATE /
ACRYLIC PLATE
DRESS BOLT
BLACK STAINLESS
M5 X 8MM
X 2

OPTION 4



M4 RUBBER NUT
+
BLACK STAINLESS
M4 X 12MM
X 2

OPTION 5



KINGPIN
COVER BOLT
COUNTERSUNK
BLACK STAINLESS
M5 X 14MM
X 2

DOUBLE SIDED TAPE



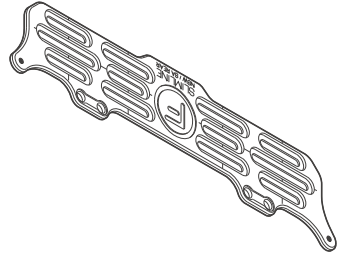
3M DOUBLE
SIDED TAPE
X 4
+
PRIMER
X 1

PARTS AND FITTING KIT

NSW / SA SLIMLINE REAR NUMBER PLATE BRACKET

PARTS LIST

X 1
NSW / SA SLIMLINE REAR
NUMBER PLATE BRACKET



X 2
CONNECTOR
BOLT
BLACK STAINLESS
M6 X 20MM



X 2
SELF-TAPPING
SCREW
+
WASHER
10G X 25MM



X 2
DRESS BOLT
BLACK STAINLESS
M5 X 6MM



X 2
KINGPIN
COVER BOLT
BLACK STAINLESS
M5 X 14MM
COUNTERSUNK



X 2
CONNECTOR
BOLT
BLACK STAINLESS
M6 X 30MM



X 2
SELF-TAPPING
SCREW
+
WASHER
10G X 38MM



X 2
COUNTERSUNK
BLACK STAINLESS
M5 X 6MM



X 4
STAND OFF
SPACER



X 2
POLYCARBONATE /
ACRYLIC PLATE
DRESS BOLT
BLACK STAINLESS
M5 X 8MM



X 4
DOUBLE SIDED
3M VHB
TAPE



X 1
4MM
ALLEN KEY



X 1
3MM
ALLEN KEY



X 2
M4 RUBBER NUT
BLACK STAINLESS
M4 X 12MM



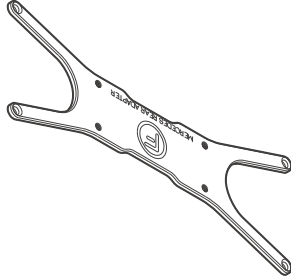
X 1
3M
PRIMER



OPTIONAL ACCESSORIES (SOLD SEPARATELY)

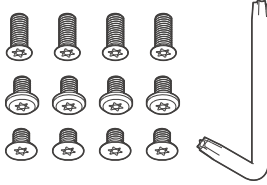
**MERCEDES REAR
ADAPTER PLATE**

Rear Adapter Plate required for
use with Mercedes Benz vehicles.



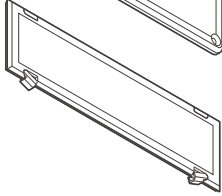
**SECURITY BOLT
PACK OPTION**

Security Bolts with Security Key to
mount number plate to bracket.



**ALREX NUMBER
PLATE COVER**

Alrex number plate covers to suit
Slimline size number plate.



**KINGPIN NUMBER
PLATE COVER**

Kingpin number plate covers to
suit Slimline size number plate.

