

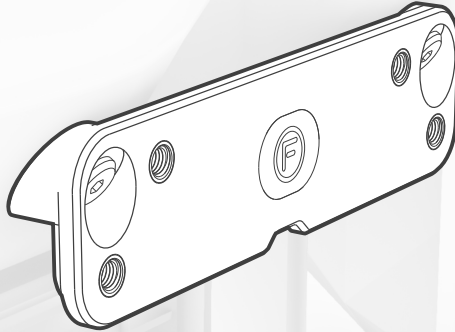


FLOW BRACKETS

BMW G87 M2

FRONT NUMBER PLATE PLINTH INSTRUCTIONS

SCAN ME
TO WATCH INSTALL VIDEOS

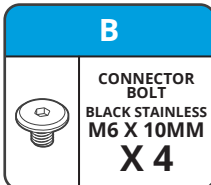
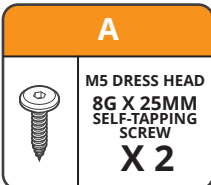


INSTALLATION GUIDE

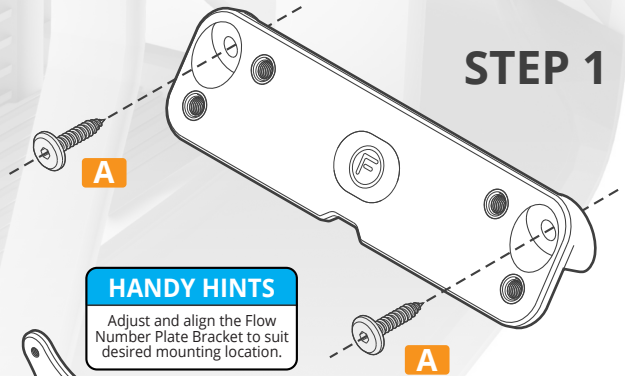
- Align front number plate plinth to centre of bumper below the grille.
- Using supplied screws (A), mount the plinth to the bumper.
- Choose desired Flow Number Plate Bracket (**Slimline, Standard, Heritage, Euro Premium or Signature**) and align to the plinth.
- Mount the number plate bracket to the plinth using the four supplied bolts (B).

FITTING KIT

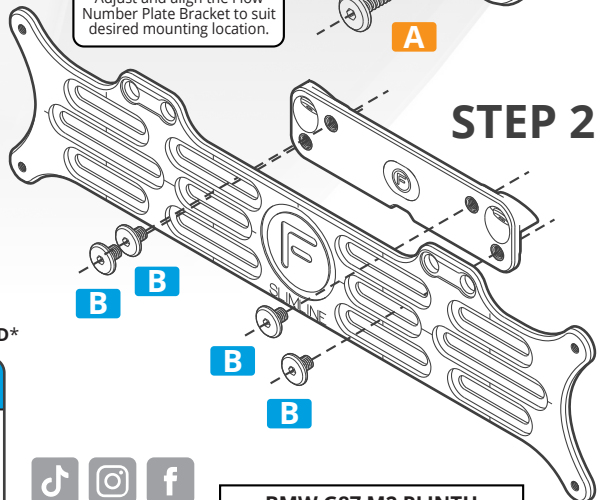
FLOW NUMBER PLATE BRACKET **NOT INCLUDED***



STEP 1



STEP 2




#flowbrackets

BMW G87 M2 PLINTH
COMPATIBLE WITH ALL FLOW BRACKETS