

付費教學

Payment Guide

本網站主要支持以下的付款方式：

We are supporting the payment methods as below:

- Shop Pay (Credit Card)
- Apple Pay (Credit Card)
- Google Pay (Credit Card)
- PayPal
- Visa /Master (Credit Card)


日後亦會因應客戶需要而增加不同付款方式。

We will try to introduce more difference payment methods later to satisfy our customer demand.



JS Toyshop(本網站)正使用“Shopify”(全球最多網上商店使用的其中一家供應商)的網頁建設和支援服務。而“Shopify”自家提供的付款方式正是“ShopPay”。所以本店以“ShopPay”為例，進行付款程序的解說。

Our website is using Shopify (which is one of the most famous company providing the Online shop supporting service.) to build and support our website. In additional, Shopify is providing its own payment methods called “ShopPay”. So we will use “ShopPay” as an example to show you how easy the payment process is.

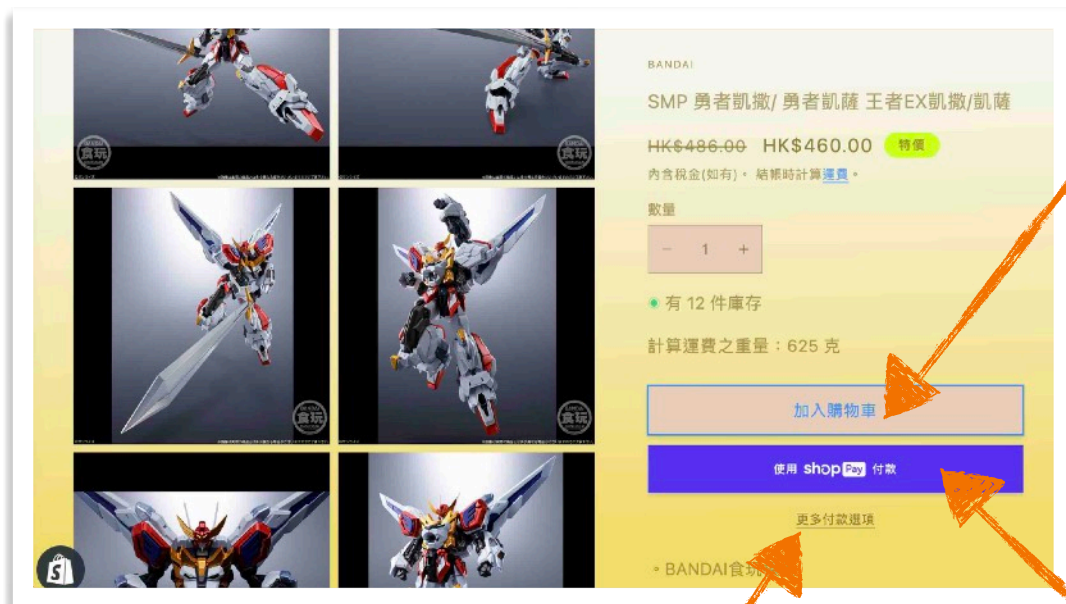


通過“shopPay”以信用卡付款，方便快捷！

Using “shopPay” to pay by Credit Card, fast and easy!

第一步：選定心儀貨品

Step 1: select your favourite products.



可以先將產品
放在購物車, 到**第二步**
add product to the
cart , go to **Step2**

或以其他付款方式進行結帳, 到**第三步**
Click here for using the other payment methods, goto **Step3**

亦可直接以
ShopPay付款, 到**第四步**
Using ShopPay to checkout
by clicking here, go to **Step4**

第二步：若心儀貨品已放“購物車”，可點擊“結帳”以開始付款流程。

Step 2: if your favourite product is already put into the cart, let's click "checkout to trigger the payment process.



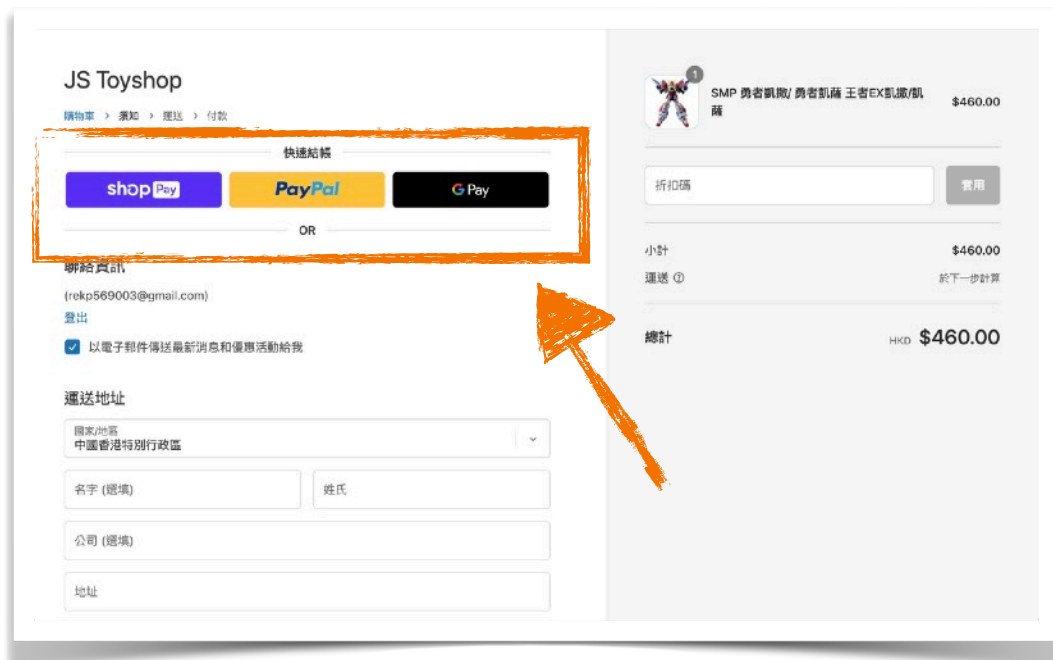
先點擊這裡進入“購物車”
Firstly click here to get
into to the shopping
cart.



點擊“結帳”
Click here to checkout

第三步：進入付款介面後，可以選擇付款方式，當然你仍然可以選擇”ShopPay”作為你的付款方式

Step3: After entering the payment page, you can select the payment method, surely you still able to select “ShopPay” as your payment method.



第四步：若以”ShopPay”為付款方式，只需輸入你的”電郵地址”和”手提電話號碼”登記為”ShopPay”用戶。

Step4: If you select “ShopPay” as your payment method, you only need to enter your [email address](#) & your [mobile phone number](#), to register as a ShopPay user.

JS Toyshop

登入或註冊

輸入您的電子郵件地址以登入或註冊

電子郵件
[Redacted]@gmail.com

繼續 shop Pay

輸入電郵地址
Enter your email address

JS Toyshop

[Redacted]@gmail.com [變更](#)

註冊

輸入手機號碼以註冊

手機號碼
+81

繼續

若使用 Shop Pay，即表示您同意 [服務條款](#) 和 [隱私權政策](#)。

選擇你的所在地
Select your own area

輸入手提電話號碼
Enter your mobile phone number

第五步：系統會傳送6位數字的驗證碼到你的手提電話號碼，請將驗證碼輸入空格內。

Step5: System will send a 6 digits verification code to your mobile phone, pls insert the verification code into the boxes provided.

輸入驗證碼
Insert verification code

JS Toyshop

@gmail.com
+852

變更

確認是您
請輸入傳送到您手機的代碼，以使用您儲存的資訊。

Input boxes for verification code

若電郵或電話輸入錯誤，可重新更改
If your email or phone number is incorrect, pls make the change

第六步：輸入正確姓名及帳單地址(在第七步確認貨品運送地址)。

Step6: Enter your name and billing address (Step 7 will confirm your delivery address).

shop Pay

rekp569003@gmail.com

我要訂閱此商店的最新消息和優惠活動

配送

國家/地區
中國香港特別行政區

名字
Happy

姓氏
Happy

公司 (選填)

地址
Happy Valley

如果您有門牌號碼，請新增門牌號碼

+ 新增公寓、套房等

市
跑馬地

區域
香港島

電話
+852 9782 5800

請確保所有資料正確才到下一個步驟。
Please ensure all information is correct before moving to the next step.

第七步：選擇運送方式，輸入正確信用卡資料作付款用途。然後點擊”立即付款”以完成付款程序。

Step7: Select delivery method, and enter your credit card information, lastly click “Pay Now” to finish the payment process.

網站內的”運輸服務”有詳細說明運輸計算方法。
“Delivery Services Page” in the website is showing you the detail how the delivery fee is being calculated.

The screenshot shows a payment interface with the following elements:

- 運送方式 (Delivery Method):** Two options are listed: "標準 (大約6日運送) \$81.00" (selected) and "EMS (大約2日運送) \$163.00".
- 付款 (Payment):** A section with the note "所有交易都受到安全加密。" (All transactions are secured).
- 信用卡號碼 (Credit Card Number):** A field containing "123456789012".
- 到期日 (MM / YY) (Expiration Date):** A field containing "09 / 26".
- 安全碼 (Security Code):** A field with a question mark icon.
- 卡片上登載的姓名 (Name on Card):** A field containing "Chan Tai Man".
- 使用運送地址做為帳單地址 (Use delivery address as billing address):** A checked checkbox.
- 立即付款 (Pay Now):** A large blue button at the bottom.

Callouts and arrows point to specific areas: a star points to the credit card number field; a box points to the delivery method options; a box points to the billing address checkbox; and an arrow points to the "Pay Now" button.

請確保信用卡資料無誤。
Ensure the credit card information is correct.

若帳單地址與貨品運送地址相同，在此打勾就可以了。
If billing address is same as delivery address, then just check the box here.

點擊”立即付款”以完成付款流程。
Click “Pay Now” to finish the payment process.

～完成付款程序，多謝惠顧～
～Payment process end, thanks for buying～